



Town of Timnath

2026 Budget

**TOWN OF TIMNATH, COLORADO
ORDINANCE NO. 25, SERIES 2025**

AN ORDINANCE SUMMARIZING EXPENDITURES AND REVENUES FOR EACH FUND, ADOPTING A BUDGET AND APPROPRIATING SUMS OF MONEY TO THE VARIOUS FUNDS AND SPENDING AGENCIES, IN THE AMOUNTS AND FOR THE PURPOSES AS SET FORTH BELOW, FOR THE TOWN OF TIMNATH, COLORADO, FOR THE CALENDAR YEAR BEGINNING ON THE FIRST DAY OF JANUARY, 2026 AND ENDING ON THE LAST DAY OF DECEMBER, 2026.

WHEREAS, the Town of Timnath (the “Town”) is a home rule municipality operating under the Timnath Home Rule Charter (the “Charter”) adopted on November 7, 2006, as amended, and the Town’s Municipal Code (the “Code”). Pursuant to the Charter, the Code and the authority given home rule municipalities, the Town may adopt and amend ordinances; and

WHEREAS, the Town Council has considered all relevant factors concerning the 2026 Budget and is required by state law to adopt an annual budget on or prior to December 15, 2025; and

WHEREAS, the Town Council hereby finds, determines, and declares that this Ordinance is promulgated under the general police power of the Town, that it is promulgated for the preservation of public health, welfare, peace, safety and property and that this Ordinance is necessary for the protection of public convenience and welfare.

NOW, THEREFORE, THE COUNCIL OF THE TOWN OF TIMNATH, COLORADO, ORDAINS:

ARTICLE 1 - The Town Council hereby approves the 2026 Budget attached hereto and incorporated herein, for the fiscal year beginning January 1, 2026 and ending December 31, 2026, and approves that the following sums are hereby appropriated from the revenue and the beginning fund balances of each fund, to each fund for the purposes stated:

General Fund	\$33,670,193
Debt Service Fund	6,191,396
Parks and Recreation Fund	2,821,688
Capital Improvements Fund	36,517,704
Community Center Fund	5,212,148
Capital Expansion Fund	<u>6,166,022</u>
TOTAL EXPENDITURES REQUIRING APPROPRIATION	\$90,579,151

ARTICLE 2 – SEVERABILITY

If any part or provision of this Ordinance, or its application to any person or circumstance, is adjudged to be invalid or unenforceable, the invalidity or unenforceability of such part, provision, or application shall not affect any of the remaining parts, provisions or applications of this Ordinance that can be given effect without the invalid provision, part or application, and to this end the provisions and parts of this Ordinance are declared to be severable.


ARTICLE 3 – EFFECTIVE DATE

This Ordinance shall take effect upon adoption, as provided by Section 3.5.5 of the Charter.

INTRODUCED, MOVED, AND ADOPTED AND ORDERED PUBLISHED BY TITLE BY THE TOWN COUNCIL OF THE TOWN OF TIMNATH ON FIRST READING, ON NOVEMBER 11, 2025 AND SET FOR PUBLIC HEARING AND SECOND READING AT 6:00 P.M. ON DECEMBER 9, 2025, AT THE TIMNATH ADMINISTRATION BUILDING, 4750 SIGNAL TREE DRIVE, TIMNATH COLORADO.

MOVED, SECONDED AND FINALLY ADOPTED ON SECOND READING FOLLOWING THE PUBLIC HEARING BY THE TIMNATH TOWN COUNCIL ON DECEMBER 9, 2025.

TOWN OF TIMNATH, COLORADO



Robert Axmacher, Mayor

ATTEST:



Milissa Peters-Garcia, MMC

Town Clerk



**TOWN OF TIMNATH, COLORADO
RESOLUTION NO. 71, SERIES 2025**

**A RESOLUTION APPROVING LEVYING GENERAL PROPERTY TAXES FOR THE
YEAR 2025 TO HELP DEFRAY THE COSTS OF GOVERNMENT FOR THE TOWN
OF TIMNATH, COLORADO, FOR THE 2026 BUDGET YEAR.**

WHEREAS, the Town Council of the Town of Timnath (“Town”) pursuant to C.R.S. § 31-15-103, has the power to pass resolutions; and

WHEREAS, the Town Council adopted the 2026 annual budget in accordance with the Local Government Budget Law (set forth at Title 29, Article 1 of the Colorado Revised Statutes), on December 9, 2025; and

WHEREAS, the 2025 certification of assessment (net of TIF increment) for the Town of Timnath, using the valuation provided by the Larimer County Assessor totals \$115,674,341; and the 2025 preliminary valuation of assessment for the Town of Timnath as provided by Weld County Assessor, totals \$139,290; and

WHEREAS, the property tax revenue under the mill levy set in Section 1 below is \$773,630 and \$932 for general operating expenditures for Larimer County and Weld County respectively; and

WHEREAS, the Town Council is familiar with Colorado Budget Law and finds it to be in the best interest of the Town, its residents, and the general public.


NOW, THEREFORE, BE IT RESOLVED BY THE TOWN COUNCIL OF THE TOWN OF TIMNATH, COLORADO AS FOLLOW:

Section 1. Approval

That for the purpose of meeting all general operating expenditures of the Town of Timnath during the 2026 budget year, there is hereby levied a tax of 6.688 mills for general government and the mill levy certified to the Larimer County Commissioners and the mill levy certified to the Weld County Commissioners for the Town of Timnath shall include 6.688 mills for collection year 2026. Final calculation of property tax using final certification of assessed values to be filed with each County shall be made by the Finance Director no later than December 15, 2025.

INTRODUCED, MOVED, AND ADOPTED BY THE TOWN COUNCIL OF THE TOWN OF TIMNATH, ON DECEMBER 9, 2025.

TOWN OF TIMNATH, COLORADO



Robert Axmacher, Mayor

ATTEST:



Milissa Peters-Garcia, MMC
Town Clerk



TABLE OF CONTENTS

- Introduction** **5**
 - Basis of Budgeting 6
 - Budgeting Process 7
 - Financial Policies 8
 - Organizational Structure 11
 - Town Overview 12
 - Fund Structure 14
- Executive Summary** **15**
 - Strategic Plan 16
 - Budget Timeline 18
 - Priorities and Issues 19
 - Personnel Changes 21
- Funds Summary Overview** **26**
 - Fund Summary 29
- Capital Improvement Plan** **41**
 - One Year Plan 42
 - Multi-Year Plan 43
 - Project Types 44
- Capital Projects** **50**
 - Building and Facilities 54
 - 4750 Signal Tree 56
 - 4750 Signal Tree - Building Expansion 60
 - 4800 Goodman 64
 - 5601 E. Harmony 68
 - Parks Maintenance Facility 70
 - Security Upgrade at 4750 Signal Tree 72
 - Security Upgrade at 4800 Goodman 74
 - Computer Software 76
 - A.I. enabled software solutions 77
 - ArcGIS Urban Web App 79
 - Asset Management Software 81
 - Brazos Ticket Software and Printer 83
 - Community Development Software License 84
 - HRIS System 86
 - IdiCore 88
 - Website Upgrade Project 89
 - Computers and Related Equipment 91
 - Network Infrastructure Upgrade at Town Hall 93
 - PC's for new Positions 95
 - Police Department Network upgrade 97
 - Rugged iPad/Tablet 99
 - Security Cameras at Timnath Community Park 101
 - Server Room Upgrade at Town Hall 103
 - Upgrade A/V at Police Department 105
 - Upgrade meeting spaces for video conferencing 107
 - Upgrade Town Hall Council Chambers A/V system 109
 - Other Equipment 111

Atlas Air Compressor	113
DJI Matrice 4T Drone	114
FLOCK Cameras	116
Kayak Kiosk	118
Operations - Box Blade	120
Operations - Loader Scale	122
Operations - Mower Attachment	123
Operations - Mower Deck	125
Operations - Mower Deck-2	126
Operations - Radios	128
Turf Tank robotic field liner	130
VENTRAC Attachments	132
Parks and Recreation	133
Future 80 Acre Community Park	135
General Park Development	137
General Trail Improvements	139
Heritage Park	141
Open Space Aquisition	143
Poudre River Trail Connections	145
Riverbend Park	147
Timnath Community Park	149
Timnath Ranch Park (Peanut Park)	151
Timnath Recreation Center	153
Timnath Reservoir Trail and Park	155
TROC Trail	157
Water Rights and Non-Potable Water	159
Wild Wing Park	161
Roads and Utilities	163
4th Avenue Sewer Connections	168
Broadband	170
Buss Grove - Main Street to Frontage Road	172
Colorado Blvd - Culvert Replacement	174
Colorado Blvd - Regional Realignment	176
Colorado Blvd & Prospect Rd Intersection Impv	178
CR 5 - Weitzel to N Ladera Property	180
CR 5 & Kechter Road Signal	182
CR 5 Bridge and Widening	184
CR 5 Widening - Kechter to Weitzel	187
CR 5 Widening - South of Prospect	189
Development Reimbursement	191
Kechter Road Widening	194
Kern Street Extension	196
Main St - 5th St to Buss Grove	198
Main St - Old Town Rdwy Impv	200
Neighborhood Traffic Calming Program	202
Pedestrian Crossing Program	204
Signal Upgrade Implementation	206
Street Light Acquisitions	208
Timnath Parkway - 4th Street to Buss Grove	210

Timnath Parkway - Buss Grove to Main St	212
Transportation Improvements	214
Stormwater	216
Downtown Stormwater Impv	217
Regional Stormwater Impv	219
Vehicles and Wheeled Equipment	221
3500 Dodge Truck	225
Bike Trailer Safe Routes to School	227
Dodge 1500 with Liftgate	228
Engineering - New Vehicle	229
Engineering - New Vehicle 2	231
Full Size utility Truck	233
Hustler Mower 1 - 2028	234
Hustler Mower 1-2029	235
Hustler Mower 2 - 2028	236
Hustler Mower 2 - 2029	237
Kubota Tractor	238
Kubota UTV	239
Operations - Backup Generator	240
Operations - Bucket Truck	242
Operations - Mower	244
Operations - Pickup Truck	245
Operations - Pickup Truck 1	247
Operations - Pickup Truck 2	248
Operations - Snow Plow	249
Operations - Speed Feedback Sign 1	250
Operations - Speed Feedback Sign 2	252
Operations - Tilt Trailer	254
Operations - Tractor	256
Operations - Tractor 2027	257
Operations - Utility Trailer	258
Operations - Vacuum Excavator	259
Operations - Variable Message Board - 2	260
Patrol Vehicle Replacement	261
Patrol Vehicles New Sworn	263
Walker Mower 1 - 2027	265
Walker Mower 2 - 2027	266

Transmittal Letter

December 9, 2025

TO: Mayor Axmacher and Members of Town Council

SUBJECT: 2026 Adopted Budget

The budget for fiscal year 2026 is submitted to you for final consideration and adoption. This submittal culminates a process spanning several months. The budget process is comprehensive and includes multiple Department Head meetings, a public work session with Council, and public review. The proposed budget was developed with the strategic plan as a guide for developing priorities.

Per local government budget law and the town charter, the Council must adopt a budget and certify a mill levy by December 15th. Overall, the town utilizes a conservative approach in its fiscal policies and allocation of resources, while still expanding programs and services, maintaining existing assets, maintaining competitiveness within the labor market, and increasing capacity for infrastructure as needed. The town operates within a structurally balanced budget, and the five-year cash projections meet the town's working reserve policy. Given these two benchmarks, the town's financial position is fiscally sound.

For reporting purposes, the town includes two blended component units; The Timnath Development Authority and the Timnath Landings General Improvement District. For budgetary purposes, these entities set their own appropriations.

We hope you will find the 2026 budget with accompanying documents a good reflection of the fiscal policy and considerations that have been carefully formulated by the Council and this organization.

Respectfully,

Aaron Adams, Town Manager

Lisa Gagliardi, Finance Director

Basis of Budgeting

The Town prepares its budget on the modified accrual basis of accounting, which recognizes the fiscal impact of debt issuance, sale of assets, debt repayments, and capital outlay in addition to operations, non-operating revenue, and contributions. Capital contributions and depreciation are excluded from the budget because they do not affect "funds available." Revenues are considered available when measurable and collectible within 60 days. Expenditures, excluding interest on long-term obligations, are generally recorded when the liability is incurred.

Budget Process

The Town's budget process is collaborative and involves multiple iterations before the proposed budget being presented to Council. Departments are responsible for projecting personnel, operating, and capital expenditures. The Town requires forecasting for the current year, budget year, and an additional four years to ensure adequate planning for the Town's needs. The budget process begins in May and culminates with the Council's final adoption in December. After the budget is adopted, the Finance Department certifies mill levies with the County, submits the budget to the State of Colorado, and enters the budget into the financial system to enable expenditures for the budget year.

The town has several adopted plans that guide the budget priorities, incorporating input from both the Council and the public. These guiding documents include the Council Strategic Plan, Comprehensive Plan, Transportation Master Plan, Parks Recreation and Open Space Master Plan, as well as other plans and studies. Additional factors and considerations in the planning process include; capital replacement plans, agreements and contracts, compensation studies, information technology, and the overall growth of the Town.

Financial Structure and Policies

Balanced Budget

The Town Charter requires that proposed expenditures and provision for contingencies shall not exceed the total of estimated revenues and reserves. The Council may make additional appropriations by ordinance during the fiscal year for unanticipated expenditures. If, at any time during the fiscal year, the Town Manager determines that available revenues will likely be insufficient to meet appropriated amounts, they shall promptly provide a report to the Council, including an estimated amount of deficit and recommended steps to address it. The Council shall then take such further action as it deems necessary to prevent or minimize the deficit, which may include reducing one or more appropriations or taking other prudent measures.

Basis of Budgeting

The Town prepares its budget on the modified accrual basis of accounting, which recognizes the fiscal impact of debt issuance, sale of assets, debt repayments, and capital outlay in addition to operations, non-operating revenue, and contributions. Capital contributions and depreciation are excluded from the budget because they do not affect "funds available". Revenues are considered available when measurable and collectible within 60 days. Expenditures, excluding interest on long-term obligations, are generally recorded when the liability is incurred.

Budgetary Control

- Fund - The Town appropriates expenditures at the fund level. No fund shall exceed its appropriated expenditures. Any increase to expenditures by fund would require a supplemental appropriation via ordinance.
- Department - The department has budgetary responsibility for an activity, program, or fund budget.
- Line-item - The Town maintains a line item budget, which is a detailed expenditure account for each department.

Fund Balance Policy

The Town will maintain a minimum working reserve balance in its General Fund of at least three months, or 25% of the current year's budgeted operating expenditures. Irrespective of this required minimum level, it will be the Town's goal to annually strive to maintain at least a 50% working fund balance as part of its annual budget process.

The following circumstances are permissible instances where it may elect to use the required minimum level (or 25%) of funds:

- An economic downturn in which revenues are under budget.
- Unexpected and unappropriated price increases for service and maintain essential town operations.
- Non-budgeted and unexpected emergencies, natural disaster costs, or litigation.
- Early retirement of debt.
- Grant matching and public/private partnership matching.
- Providing coverage for other funds due to shortfalls in budgeted revenues.
- Capital asset acquisition, construction and improvement projects

If the Town Council approves the above by affirmative vote, the Town will establish a formal plan to replenish the working reserve balance to its minimal level of 25%.

The working reserve policy exceeds the requirements of the emergency reserve as required by Article X, Section 20 of Colorado Constitution Amendment One (TABOR).

Investment Policy

Colorado Statutes specify the types of investment instruments that local governments may use. Allowable investments include:

- Obligations of the United States, certain US government agency securities, and securities of the World Bank
- General Obligation and revenue bonds of US local government entities
- Certain certificates of participation
- Certain securities lending agreements
- Bankers' acceptances of certain banks
- Commercial paper.
- Written repurchase agreements and certain reverse repurchase agreements collateralized by certain authorized securities
- Certain money market funds
- Guaranteed investment contracts
- Local government investment pools

The Town invests idle public funds in a manner to meet cash flow demands, following this priority order:

1) Safety of principal - Ensures capital preservation in the overall investment portfolio by mitigating risks:

- Credit Risk - Relies on nationally recognized credit rating agencies for evaluating securities not issued by the U.S. government. Diversification limits exposure to any one issuer or security type.
- Interest Rate Risk - Structures investments to meet cash flow needs, reducing the need to liquidate securities prematurely.
- Concentration Risk - Diversifies the portfolio to minimize losses from a single issuer. It excludes U.S. government-backed investments and pooled securities from this restriction.

2) Liquidity - Ensures sufficient funds are available to meet anticipated cash flow needs. At least 10% of the portfolio is invested in overnight instruments, money market funds, or securities that can be liquidated within one day.

3) Return on Investments - Aims to achieve a market rate of return, prioritizing safety and liquidity over maximizing returns. Investments are generally limited to low-risk securities for stable, predictable outcomes.

Debt Policy

The Town's debt policy limits long-term debt to financing capital assets, including but not limited to buildings, infrastructure, land acquisition, and significant equipment purchases. The Town will not issue debt or borrow funds to finance ongoing operations or services. The Town prioritizes a pay-as-you-go approach for capital expenditures, but will consider debt financing when revenues and cash reserves are insufficient to meet funding needs for projects within the necessary timeframe.

Allowable debt instruments include:

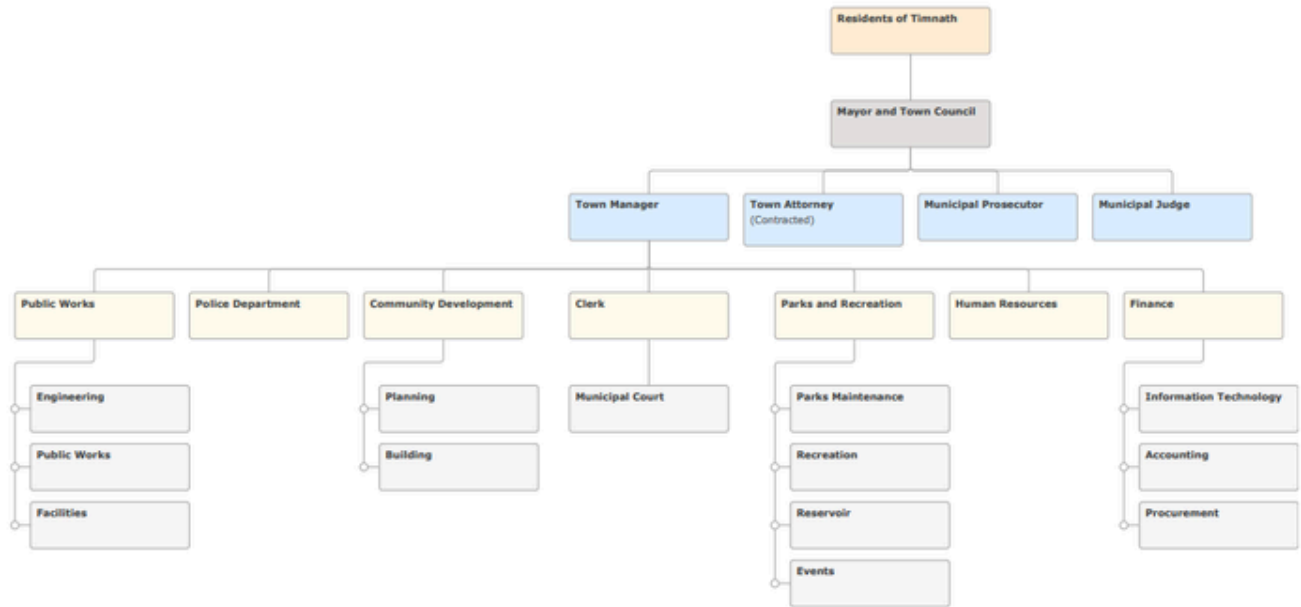
- General Obligation Bonds
- Revenue Bonds
- Short-term Notes
- Special or Local Improvement Bonds
- Tax Increment Securities
- Any other legally recognized security approved by Town Council and deemed advantageous to the Town.

The Town prioritizes fixed rate debt, but will consider variable rate debt when favorable. Credit enhancements will be used only in instances when savings in interest expense exceed their cost.

The Town strives to keep its general obligation debt below 15% of the Town's total assessed valuation, as determined by the County Assessor's latest assessment. Additionally, annual general obligation debt service costs (principal and interest) should not exceed 15% of governmental expenditures. Non-general obligation debt will be evaluated on a case-by-case basis wherein other revenue sources serve as security on the debt and ensure conservative revenue projections for repayment.

The repayment period for all debt will not exceed the useful life of the financed asset. The Town aims for level or declining debt repayment schedules and avoids balloon payments. Wherever possible, redemption terms will allow for early debt repayment without penalties.

Organizational Chart



Timnath Colorado

Timnath is a welcoming, connected and thriving community.

MISSION

Creating a secure and engaged community through thoughtful design, focused services and inviting events.

CORE VALUES

Integrity - Collaborative - Professional - Innovative

TOWN BOARD

Robert Axmacher, Mayor

Luke Wagner, Mayor Pro-Tem

Lisa Laake, Council Member

Jeramie Holt, Council Member

Bill Jenkins, Council Member

TOWN LEADERSHIP

Aaron Adams, Town Manager

Laurie Scott, Chief of Police

Lisa Gagliardi, Finance Director

Justin Stone, Public Works Director

Tom Casal, Parks and Recreation Director

Scott Robinson, Community Development Director

Milissa Peters Garcia, Town Clerk

Hope Bernstein, Human Resources Generalist

FINANCE DEPARTMENT STAFF

Abbey Irvine, Accounting Manager

Debbie Kuhn, Accountant

Kaitlin Hughes, Accountant

Liz Bigley, Payroll Technician

Stephanie Mas, Procurement Specialist

Fund Structure

The following town funds are budgeted and audited in the annual financial statements.

GOVERNMENTAL FUNDS

Governmental Funds are those through which most governmental functions of the town are financed.

Major Funds

Major funds represent the significant activities of the Town and include any fund that shows revenues or expenditures (excluding other financing sources and uses) constituting more than 10% of the revenues or expenditures of the appropriated budget. All funds are subject to appropriation.

- The **General Fund** accounts for all revenues and expenditures for the town which are not accounted for in other funds. Revenues are primarily derived from sales tax, use tax, building permit fees, and property taxes. General fund revenues are used to maintain and operate the general government. The following departments are accounted for in the General Fund: Administration, Legal, Community Development, Finance, Human Resources, Information Technology, Municipal Court, Town Clerk, Facilities, Events, Public Safety, and Public Works.
- The **Capital Improvement Fund** accounts for capital expansion resources and expenditures for capital projects associated with Buildings and Facilities, Parks and Recreation, Roads and Utilities and Stormwater. For tracking of the Community Rec Center capital project, the associated revenue and costs are separated as part of this report, but are included in one appropriation under the Capital Improvement Fund.
- The **Community Center Fund** accounts for tax revenues dedicated to the construction and maintenance of the Rec Recreation Center.

NonMajor Funds

- The **Debt Service Fund** accounts for revenues, other financing sources and uses, and the related expenditures for long-term debt.
- The **Capital Expansion Fund** accumulates resources that are restricted for future capital expansion projects. For tracking, each impact fee type is shown as a separate fund, but for reporting and appropriation, these are included in one fund under the capital expansion fund.
- The **Parks and Recreation Fund** is a special revenue fund that accounts for all revenue and expenditures for the town's parks maintenance and recreational programming. Revenues are primarily serviced from the Conservation Trust Fund, county sales tax, and fees for services. These departmental budgets are accounted for in the Parks and Recreation Fund: Administration, Recreation, and Reservoir.
- The **Community Center Fund** is a new fund for this budget year and accounts for tax revenues dedicated to the construction and maintenance of the Rec Recreation Center.

The Town has two component units that require separate appropriations and are not a part of this report.

- The **Timnath Landings General Improvement District Fund (TLGID)** accounts for the financial resources to be used for the general operations and construction of improvements required by the GID.
- The **Timnath Development Authority Fund (TDA)** accounts for tax increment revenues received within the TDA boundaries to be used for urban renewal projects and related project indebtedness.

The Town does not have any proprietary or fiduciary funds.

Executive Summary

Revenue Assumptions

- **Sales Tax:** Sales Tax remains the largest source of revenue . Current trends indicate a reduction or slower growth in retail stores offset by growth in remote sellers (home delivery). The forecast does not assume any new retail businesses. As new businesses open, future projections will be updated accordingly.
- **Property Tax:** The Town's property tax mill of 6.688 is projected to earn \$1.9 million between the Town and the TDA. The mill levy has not increased since 2006.
- **Building-Related Revenue:** Building permit revenue, building materials use tax, impact fees and associated administrative fees are all projected based on estimated building schedules provided by the Planning Department. There is a projected decrease in these revenues for 2026 compared to 2025
- **Investment Earnings:** Investment earnings are projected at a smaller rate of return and reduced reserve balances
- **Grants:** For 2025, we assume recognition of \$220,000 in federal grant funding to support the development of a Safety Action Plan policy.

Available Fund Balance

During each budget cycle, the Town projects revenues, expenditures, and available fund balance to ensure compliance with the working reserve policy, maintaining a minimum 25% working capital reserve . Based on the 2025 projections, the Town anticipates meeting this objective. The Town also maintains a structural balanced budget forecast through 2030/

Long-term Impacts

As master plans and studies are finalized, and transportation capital projects complete their design phases, the 5-year capital budget changes annually.

STRATEGIC PLAN

High Performing Government

Goals

1. Meaningful Civic Engagement
2. Meaningful Employee Engagement
3. Efficient, Effective, and Responsive Services
4. Police Transparency

Actions

1. Continue goals of expanding transparency and timely notice for all governance issues.
2. Use statistically valid surveys to inform Council decisions.
3. Use the IAP2 framework to engage with the public meaningfully.

Infrastructure

Goals

1. Ensure roads and intersections are improved and traffic control is digitally monitored and adjusted using the latest technology
2. Implement a Broadband plan for the Town

Actions

1. Complete the Timnath Parkway project
2. Implement a Pavement Management Program
3. Set standards for traffic calming and crosswalk safety
4. Work with providers to expand high-speed internet access across the Town
5. Incorporate findings from recent Town building analysis to inform building efficiency and future construction
6. Collaborate with utility providers to ensure redundancy in water services in case of major line breaks
7. Expand and promote trail systems infrastructure for walking, biking, and other forms of transportation
8. Conduct studies and community outreach to determine the feasibility and benefits of a single trash service provider
9. Track and communicate with providers like Xcel to promote infrastructure redundancy
10. Integrate flood management and bridge construction projects into long-term planning

Healthy Community & Safety

Goals

1. Parks Facilities & Recreation Programming
2. Strengthen Community Safety
3. Efficient & Effective Services

Actions

1. Add quality recreational programming
2. Ensure proper water conservation and responsibility in park management
3. Conduct a feasibility study for a Recreation Center
4. Expand trail and open space for conservation and recreational use
5. Implement the PROST (Parks, Recreation, Open Space, and Trails) Master Plan, including securing financing

6. Expand community policing efforts through community outreach events
7. Use 24/7 police coverage to maintain and enhance safety
8. Explore the creation of a Citizen Review Board for police oversight, utilizing Citizen Academy alumni
9. Establish measurable metrics to evaluate service efficiency with the Community Survey

Fiscal Responsibility

Goals

1. Ensure ethical, transparent, and value-driven procurement practices
2. Maintain proper financial reserves for planned projects
3. Develop a long-term event strategy and budget
4. Finance capital improvements for new and existing buildings

Actions

1. Update financial policies for procurement, debt, and capitalization
2. Perform financial projections on TLGID and update IGA agreements as needed
3. Align events with long-term financial goals
4. Create a comprehensive capital improvement plan (CIP) for new buildings and facility remodeling
5. Maintain appropriate financial reserves for capital improvements

Responsible Community Growth

Goals

1. Create an economic development strategy and programs
2. Advance the Comprehensive Plan goal of having an "Unparalleled Old Town"

Actions

1. Complete the Comprehensive Plan Update and implement its recommendations
2. Market town-owned properties for development consistent with the Comprehensive Plan
3. Evaluate and update Harmony corridor standards as necessary
4. Collaborate on a utility master plan and create a stormwater management plan
5. Develop a Traffic Calming Policy/Program
6. Create a Pedestrian Crossing Policy to ensure safer walkways and crossings

Budget Timeline

Budget Calendar

June 2025

Departments enter personnel, operating and capital requests

July 2025

Finance Director and Town Manager review requests

August 2025

Department meetings with Finance Director and Town Manager to review submittals.

September 2025

Second round of department meetings to prioritize requests and final adjustments made to proposed budget for Council work session

October 2025

Budget Work Session with Council Proposed budget posted on website with public input requested

November 2025

First reading and setting a public hearing on budget

December 2025

Public hearing and budget adoption

Priorities and Issues

Priorities

- With the passage of a measure to increase sales and use tax by 1.25% for a Recreation Center, the Town will begin design on the project. The project will require issuance of COP's in 2026.
- Other significant capital projects include: Design on CR 5 Bridge, Broadband, Timnath Parkway - Buss Grove to Main Street, and Timnath Reservoir Trail and Park.
- As part of the Town's focus on wayfinding and signage improvements, the Town will undertake an official branding initiative that reflects future needs.
- Staff training and education remain a priority, including a post-election Council retreat. Special emphasis has been placed on professional development for the Police Department, whose training budget has historically been underutilized and subsequently reduced.
- The Town has allocated resources to participate in the Colorado Best and Brightest program, which would be a financial commitment for two years as an in-person internship. The internship will help advance initiatives without having a significant investment in full-time staff.

The budget supports the following events:

- Spring Clean Up Day
- Ice Cream Social
- Movie in the Park
- Safety Fair
- School Engagement Activities
- Citizen Academy
- Council Chats
- Fall Festival
- 4th of July
- Holiday Event

The following master planning and engineering initiatives have been included in the 2026 budget as staff-identified priorities:

- Single Hauler Trash Feasibility Study
- Safety Action Plan
- I-25 & Harmony Road Study
- Land Use Code Update
- Emergency Management Support
- Reservoir Master Plan
- Comprehensive Plan
- Wayfinding Improvements

The Town also continues to advance its Economic Development goals through the following funded initiatives:

- Main Street Program
- Engineering, Planning, and Surveying of Town Properties for Sale or Lease
- Economic Incentives
- Implement Strategies from Comprehensive Plan

Issues

The Town continues to face rising costs for services and materials due to inflation. Staff made significant efforts to reduce spending and align priorities with projected revenues. As part of the the 5 year forecast, it is anticipated a debt issuance will need to occur in 2027 to fund needed infrastructure projects. Some large infrastructure projects require the Town to build and get future reimbursements from development. These projects are time-sensitive to meet the demands of growth.

The Towns sales tax base is heavily concentrated on two major retailers, as other competitors come to Northern Colorado, the Town is aware of potential cannibalization and adjusts forecasts as needed.

With the projected growth east of Town near I25, the Town will have to monitor service delivery in the future and may require adjustments to staffing levels accordingly.

Personnel Overview

Over the past several years, the Town has focused on transitioning contracted positions to permanent staff roles. With the majority of that conversion now complete, the pace of new position requests has slowed. However, several new roles are being added to support anticipated growth and enhance operational efficiency.

In addition to the personnel changes outlined above, the budget includes a market and merit pool of 4%, funding of the step plan for officers, and an additional pool to address pay compression and equity. The town's health insurance costs are estimated to decrease slightly due to a change in vendor. The Colorado Public Employees Retirement Association (PERA) employer contributions will increase from 14.81% to 15.80%. The Town has also included a nominal amount to start pay for the Town Council.

Position Summary

The following positions will be added in 2026.

GIS Specialist

Purpose: Designs, builds, and maintains GIS applications and databases; supports all departments with GIS technical services and user training.

Need: Timnath's rapid growth requires a centralized, accurate GIS database to manage infrastructure, assets, and support decision-making. Current data is fragmented and not fully integrated.

Key Benefits: Consolidates and maintains spatial data, integrates GIS with asset management, improves efficiency and accountability, supports emergency management and community development.

Strategic Priorities: High-performing government, infrastructure modernization, healthy community & safety, fiscal responsibility, and responsible community growth

Administrative Technician — Police Department

Purpose: Supports the growing administrative demands of the Police Department by handling essential administrative operations.

Need: Increased personnel, 24/7 operations, compliance reporting, documentation, and coordination for public safety events and training have raised administrative demands. Currently, these tasks are handled by higher-cost staff (including sworn sergeants), taking time away from frontline supervision.

Key Benefits:

Frees up supervisors for public safety operations and direct supervision.

Centralizes and streamlines scheduling, payroll, data reporting, and event coordination.

Expected to generate operational savings by shifting routine duties from higher-cost personnel.

Strategic Priorities: Supports the town's goal of delivering efficient, effective, and responsive public services by enhancing administrative efficiency, improving workflows, data accuracy, and responsiveness to both internal and community needs

Professional Standards Sergeant

Purpose: Addresses gaps in supervision, accountability, and administrative oversight in the Police Department.

Need: Expanded operations require dedicated leadership for internal investigations, training, policy management, and case review.

Key Benefits: Manages complaints and software systems, coordinates training, supervises Detective Unit, provides administrative support, and fills supervisory gaps as needed.

Strategic Priorities: Police transparency, community safety, professional accountability, data-driven analysis, and operational efficiency

Administrative Technician - Parks

Purpose: Critical for Parks and Recreation; improves customer service and operational efficiency.

Need: Provides consistent coverage for permits, rentals, reservations, and public inquiries. Frees up time for program staff to focus on programming.

Key Benefits: Handles permits, rentals, reservations, and special event coordination; updates website and coordinates activity guides/newsletters; supports higher-performing government through efficient, responsive service

Strategic Priorities: Maintains exceptional parks facilities and supports community growth

Parks Maintenance Worker I

Purpose: Provides year-round maintenance for expanding parks, facilities, and trails.

Need: Growth in parks and recreation programming has outpaced current staffing. Seasonal positions are unreliable.

Key Benefits: Ensures safe, high-quality field preparation and maintenance; frees up recreation staff for programming; enables expansion of community offerings.

Strategic Priorities: Maintains exceptional parks facilities and supports community growth.

Code Enforcement Officer (.5FTE)

Purpose: Provides consistent code enforcement activities and serves as a support to the building department permit area.

Need: Safebuilt can no longer provide this function with the Town. The Town needs a consistent individual familiar with the community to build relationships.

Key Benefits: Upholds community standards by ensuring compliance with Town code, protecting property values and quality of life for residents.

Strategic Priorities: High performing government goal — efficient, effective and responsive service

			Base	Actuals	Increase / (Decrease)	2026	Increase / (Decrease)
			2025	2025			
ADMINISTRATION							
Town Manager	Employee		1.00	1.00	-	1.00	-
Communications Specialist	Employee		-	1.00	1.00	1.00	1.00
Communications	Contractor		0.75	-	(0.75)	-	(0.75)
Executive Assistant	Employee		1.00	1.00	-	1.00	-
			2.75	3.00	0.25	3.00	0.25
INFORMATION TECHNOLOGY							
Network Administrator	Employee		1.00	1.00	-	1.00	-

GIS IT Administrator	Employee	-	-	-	1.00	1.00
IT Technician	Employee	1.00	1.00	-	1.00	-
		2.00	2.00	-	3.00	1.00
HUMAN RESOURCES						
Human Resources Generalist	Employee	1.00	1.00	-	1.00	-
Human Resources Assistant	Employee	0.50	0.50	-	0.50	-
		1.50	1.50	-	1.50	-
EVENTS						
Hourly Event Staff	Employee	0.67	0.67	-	0.67	-
Events Coordinator	Employee	1.00	1.00	-	1.00	-
Events Assistant	Employee	1.00	1.00	-	1.00	-
		2.67	2.67	-	2.67	-
CLERK						
Town Clerk	Employee	1.00	1.00	-	1.00	-
Deputy Town Clerk	Employee	1.00	1.00	-	1.00	-
Administrative Assistant	Employee	1.00	1.00	-	1.00	-
		3.00	3.00	-	3.00	-
FINANCE						
Finance Director	Employee	1.00	1.00	-	1.00	-
Procurement Specialist	Employee	1.00	1.00	-	1.00	-
Accounting Manager	Employee	1.00	1.00	-	1.00	-
Accountant	Employee	2.00	2.00	-	2.00	-
Accounting Technician	Employee	0.50	0.50	-	0.50	-
		5.50	5.50	-	5.50	-
LEGAL						
Town Attorney	Contractor	1.00	1.00	-	1.00	-
Paralegal	Employee	1.00	-	(1.00)	-	(1.00)
		2.00	1.00	(1.00)	1.00	(1.00)
PUBLIC SAFETY						
Police Chief	Employee	1.00	1.00	-	1.00	-
Police Captain	Employee	-	1.00	1.00	1.00	1.00
Police Lieutenant	Employee	1.00	-	(1.00)	-	(1.00)
Police Sergeant	Employee	4.00	4.00	-	5.00	1.00
Police Detective	Employee	1.00	1.00	-	1.00	-
Police Officer	Employee	19.00	19.00	-	19.00	-
Records Technician	Employee	3.00	3.00	-	3.00	-
Administrative Assistant	Employee	-	-	-	1.00	1.00
		29.00	29.00	-	31.00	2.00
RECREATION						
Parks and Rec Supervisor	Employee	1.00	1.00	-	1.00	-
Recreation Program Coordinator	Employee	1.00	1.00	-	1.00	-
Parks Administrative Technician	Employee	-	-	-	1.00	1.00
Seasonal Field Supervisor	Employee	0.41	0.41	-	0.41	-
Sports Officials	Employee	0.55	0.55	-	0.55	-
Sports Instructors	Employee	0.37	0.37	-	0.37	-

			3.33	3.33	-	4.33	1.00
RESERVOIR							
Seasonal - Reservoir Supervisor	Employee		0.75	0.75	-	0.75	-
Seasonal - Reservoir Attendant	Employee		3.50	3.50	-	3.50	-
			4.25	4.25	-	4.25	-
PARKS ADMIN							
Parks and Rec Director	Employee		1.00	1.00	-	1.00	-
Parks Supervisor	Employee		1.00	1.00	-	1.00	-
Parks Maintenance Foreman	Employee		1.00	1.00	-	1.00	-
Parks Maintenance Worker II	Employee		2.00	2.00	-	2.00	-
Irrigation Technician II	Employee		1.00	1.00	-	1.00	-
Parks Maintenance Worker I	Employee		-	-	-	1.00	1.00
Parks Seasonal Worker	Employee		2.25	2.25	-	2.25	-
			8.25	8.25	-	9.25	1.00
COMMUNITY DEVELOPMENT							
Community Development Director	Employee		1.00	1.00	-	1.00	-
Principal Planner/Planning Manager	Employee		1.00	1.00	-	1.00	-
Senior Planner	Employee		1.00	1.00	-	1.00	-
Planners	Employee		2.00	2.00	-	2.00	-
Planning Technician	Employee		1.00	1.00	-	1.00	-
Building Permit Tech	Employee		2.00	1.00	(1.00)	1.00	(1.00)
Code Enforcement Officer	Contractor		1.00	1.00	-	-	(1.00)
Code Enforcement Officer	Employee		-	-	-	0.50	0.50
			9.00	8.00	(1.00)	7.50	(2.00)
PUBLIC WORKS/ENGINEERING							
Public Works Director	Employee		1.00	1.00	-	1.00	-
Town Engineer	Employee		1.00	1.00	-	1.00	-
Senior Engineer	Employee		2.00	2.00	-	2.00	-
Engineer I	Employee		1.00	1.00	-	1.00	-
Operations Supervisor	Employee		1.00	1.00	-	1.00	-
Operations Foreman	Employee		1.00	1.00	-	1.00	-
Maintenance Worker	Employee		5.00	5.00	-	5.00	-
Seasonal Worker	Employee		0.75	-	(0.75)	0.75	-
			12.75	12.00	(0.75)	12.75	-
TOTAL			86.00	83.50	(2.50)	88.75	2.25
	EMPLOYEE		83.25	81.50	(1.75)	87.75	4.00
	CONTRACTOR		2.75	2.00	(0.75)	1.00	(1.75)

Budget Overview

Fund Balance Summary

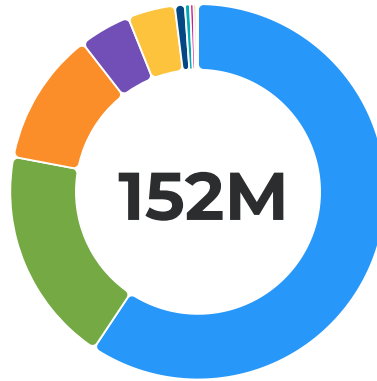
General Fund	2024 Actual	2025 Budget	2025 Estimated	2026 Budget
Beginning Fund Balance	\$ 44,240,683	\$ 44,240,683	\$ 36,565,624	\$ 12,802,070
Revenue	\$ 21,506,252	\$ 14,727,559	\$ 15,336,106	\$ 13,977,525
Transfers In	\$ 11,296,679	\$ 12,506,720	\$ 12,535,845	\$ 14,301,939
Other Financing Sources	\$ 231,780	\$ -	\$ -	\$ -
Expenditures	\$ (40,702,126)	\$ (19,705,467)	\$ (19,201,896)	\$ (20,685,771)
Transfers Out	\$ (7,644)	\$ (30,834,745)	\$ (32,433,609)	\$ (12,984,422)
Ending Fund Balance	\$ 36,565,624	\$ 20,934,750	\$ 12,802,070	\$ 7,411,341
Parks and Recreation	2024 Actual	2025 Budget	2025 Estimated	2026 Budget
Beginning Fund Balance	\$ -	\$ -	\$ -	\$ 1,556,742
Revenue	\$ -	\$ 645,260	\$ 645,260	\$ 669,470
Transfers In	\$ -	\$ 3,333,254	\$ 3,333,254	\$ 633,675
Expenditures	\$ -	\$ (2,425,821)	\$ (2,421,772)	\$ (2,821,688)
Ending Fund Balance	\$ -	\$ -	\$ 1,556,742	\$ 38,199
25% working capital over (under) 25%				\$ 4,466,020.75
				\$ 2,945,320.25
Debt Service	2024 Actual	2025 Budget	2025 Estimated	2026 Budget
Beginning Fund Balance	\$ -	\$ -	\$ -	\$ -
Revenue	\$ -	\$ -	\$ -	\$ -
Transfers In	\$ -	\$ 971,296	\$ 971,296	\$ 6,191,396
Expenditures	\$ -	\$ (971,296)	\$ (971,296)	\$ (6,191,396)
Ending Fund Balance	\$ -	\$ -	\$ -	\$ -
Capital Improvements	2024 Actual	2025 Budget	2025 Estimated	2026 Budget
Beginning Fund Balance	\$ -	\$ -	\$ -	\$ 2,382,146
Transfers In	\$ -	\$ 23,545,553	\$ 17,621,221	\$ 17,444,176
Other Financing Sources	\$ -	\$ -	\$ -	\$ -
Expenditures	\$ -	\$ (21,057,725)	\$ (15,239,075)	\$ (19,517,704)
Ending Fund Balance	\$ -	\$ -	\$ 2,382,146	\$ 308,618
Capital Impr. Community Ctr	2024 Actual	2025 Budget	2025 Estimated	2026 Budget
Beginning Fund Balance	\$ -	\$ -	\$ -	\$ -
Transfers In	\$ -	\$ -	\$ -	\$ -
Other Financing Sources	\$ -	\$ -	\$ -	\$ 90,000,000
Expenditures	\$ -	\$ -	\$ -	\$ (17,000,000)
Ending Fund Balance	\$ -	\$ -	\$ -	\$ 73,000,000
Impact Fees Parks	2024 Actual	2025 Budget	2025 Estimated	2026 Budget
Beginning Fund Balance	\$ -	\$ -	\$ -	\$ 4,722,297
Revenue	\$ -	\$ 1,519,396	\$ 2,659,332	\$ 684,897
Transfers In	\$ -	\$ 2,062,965	\$ 2,062,965	\$ -
Transfers Out	\$ -	\$ (981,613)	\$ -	\$ -

Ending Fund Balance	\$ -	\$ 2,600,748	\$ 4,722,297	\$ 5,407,194
Impact Fees Police				
	2024 Actual	2025 Budget	2025 Estimated	2026 Budget
Beginning Fund Balance	\$ -	\$ -	\$ -	\$ 14,209
Revenue	\$ -	\$ 70,204	\$ 84,413	\$ 29,156
Transfers In	\$ -	\$ -	\$ 35,478	\$ -
Transfers Out	\$ -	\$ (70,204)	\$ (105,682)	\$ (43,365)
Ending Fund Balance	\$ -	\$ -	\$ 14,209	\$ -
Impact Fees Public Buildings				
	2024 Actual	2025 Budget	2025 Estimated	2026 Budget
Beginning Fund Balance	\$ -	\$ -	\$ -	\$ 1,956,523
Revenue	\$ -	\$ 746,903	\$ 1,506,466	\$ 349,630
Transfers In	\$ -	\$ 450,057	\$ 450,057	\$ -
Transfers Out	\$ -	\$ (500,000)	\$ -	\$ -
Ending Fund Balance	\$ -	\$ 696,960	\$ 1,956,523	\$ 2,306,153
Impact Fees Stormwater				
	2024 Actual	2025 Budget	2025 Estimated	2026 Budget
Beginning Fund Balance	\$ -	\$ -	\$ -	\$ 1,840,438
Revenue	\$ -	\$ -	\$ -	\$ -
Transfers In	\$ -	\$ 1,840,438	\$ 1,840,438	\$ -
Transfers Out	\$ -	\$ -	\$ -	\$ -
Ending Fund Balance	\$ -	\$ -	\$ 1,840,438	\$ 1,840,438
Impact Fees Transportation				
	2024 Actual	2025 Budget	2025 Estimated	2026 Budget
Beginning Fund Balance	\$ -	\$ -	\$ -	\$ 7,384,112
Revenue	\$ -	\$ 925,738	\$ 2,303,745	\$ 450,420
Transfers In	\$ -	\$ 7,580,368	\$ 7,580,367	\$ -
Transfers Out	\$ -	\$ (8,506,106)	\$ (2,500,000)	\$ (6,122,657)
Ending Fund Balance	\$ -	\$ -	\$ 7,384,112	\$ 1,711,875
Impact Fees PILF Parks				
	2024 Actual	2025 Budget	2025 Estimated	2026 Budget
Beginning Fund Balance	\$ -	\$ -	\$ -	\$ 1,150,047
Revenue	\$ -	\$ 161,514	\$ 161,514	\$ 186,742
Transfers In	\$ -	\$ 988,533	\$ 988,533	\$ -
Ending Fund Balance	\$ -	\$ -	\$ 1,150,047	\$ 1,336,789
Community Center				
	2024 Actual	2025 Budget	2025 Estimated	2026 Budget
Beginning Fund Balance	\$ -	\$ -	\$ -	\$ -
Revenue	\$ -	\$ -	\$ -	\$ 6,752,414
Expenditures	\$ -	\$ -	\$ -	\$ -
Transfers Out	\$ -	\$ -	\$ -	\$ (5,212,148)
Ending Fund Balance	\$ -	\$ -	\$ -	\$ 1,540,266
Total				
	2024 Actual	2025 Budget	2025 Estimated	2026 Budget
Beginning Fund Balance	\$ 44,240,683	\$ 44,240,683	\$ 36,565,624	\$ 33,808,584
Revenues	\$ 21,506,252	\$ 18,796,574	\$ 22,696,836	\$ 23,100,254
Transfers In	\$ 11,296,679	\$ 53,279,184	\$ 47,419,454	\$ 38,571,186
Other Financing Sources	\$ 231,780	\$ -	\$ -	\$ 90,000,000
Expenditures	\$ (40,702,126)	\$ (44,160,309)	\$ (37,834,039)	\$ (66,216,559)
Transfers Out	\$ (7,644)	\$ (40,892,668)	\$ (35,039,291)	\$ (24,362,592)
Ending Fund Balance	\$ 36,565,624	\$ 31,263,464	\$ 33,808,584	\$ 94,900,873

Fund Summary

Revenues by fund

FY26 Revenues by fund



Community Center Capital Improvement	\$90,000,000	59.34%
General Fund	\$28,279,464	18.65%
Capital Improvements	\$17,444,176	11.50%
Community Center	\$6,752,414	4.45%
Debt Service	\$6,191,396	4.08%
Parks & Recreation	\$1,303,145	0.86%
Impact Fees-Parks	\$684,897	0.45%
Impact Fees-Transportation	\$450,420	0.30%
Impact Fees-Public Buildings	\$349,630	0.23%
PILF-Parks	\$186,742	0.12%
Impact Fees-Police	\$29,156	0.02%

Revenues by fund

Category	FY 2024 Actual	FY 2025 Budget	FY 2025 Projected	FY 2026 Budgeted	FY 2025 Projected vs. FY 2026 Budgeted (\$ Change)
General Fund	\$33,034,712	\$27,234,279	\$27,865,598	\$28,279,464	1.49%
Debt Service	-	\$971,296	\$971,296	\$6,191,396	537.44%
Parks & Recreation	-	\$3,978,514	\$3,978,514	\$1,303,145	-67.25%
Capital Improvements	-	\$23,545,553	\$17,621,221	\$17,444,176	-1.00%
Impact Fees-Parks	-	\$3,582,361	\$4,722,297	\$684,897	-85.50%
Impact Fees-Police	-	\$70,204	\$119,891	\$29,156	-75.68%
Impact Fees-Public Buildings	-	\$1,196,960	\$1,956,523	\$349,630	-82.13%
Impact Fees-Stormwater	-	\$1,840,438	\$1,840,438	-	-100.00%
Impact Fees-Transportation	-	\$8,506,106	\$9,884,112	\$450,420	-95.44%
PILF-Parks	-	\$1,150,047	\$1,150,047	\$186,742	-83.76%
Community Center	-	-	-	\$6,752,414	-
Community Center Capital Improvement	-	-	-	\$90,000,000	-
Total Revenues	\$33,034,712	\$72,075,758	\$70,109,937	\$151,671,440	116.33%

Revenues by Object

Revenues by Object

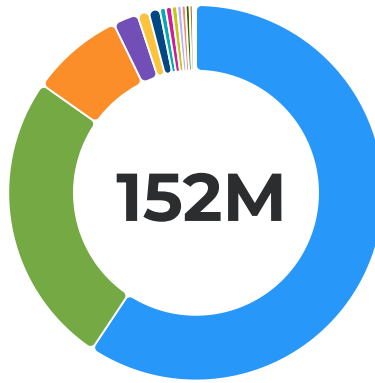
Category	FY 2024 Actual	FY 2025 Budget	FY 2025 Projected	FY 2026 Budgeted	FY 2025 Projected vs. FY 2026 Budgeted (% Change)
Sales Tax	\$4,837,071	\$5,475,258	\$5,471,283	\$12,156,574	122.19%
Sales Tax Contra - PIF (Ladera)	\$192,759	-	\$65	-	-100.00%
Property Tax	\$719,015	\$709,072	\$726,609	\$778,750	7.18%
Lodging Tax	\$4,247	\$3,000	\$3,576	\$3,500	-2.13%
Motor Vehicle Sales Tax	\$1,294,999	\$1,327,100	\$1,503,243	\$1,778,400	18.30%
Specific Ownership Tax	\$100,776	\$100,400	\$104,620	\$108,611	3.81%
Building Materials Use Tax	\$2,416,681	\$1,907,975	\$2,379,681	\$1,375,699	-42.19%
Franchise Fees	\$448,259	\$495,015	\$482,000	\$507,137	5.22%
Infrastructure Contract Reimbursements	\$1,472,510	\$499,400	\$83,400	\$442,400	430.46%
Developer Review Reimbursements	\$583,542	\$362,000	\$334,639	\$350,000	4.59%
Impact Fees-Parks	\$1,123,283	\$1,384,208	\$2,524,144	\$540,888	-78.57%
Impact Fees-Police	\$165,107	\$70,204	\$84,413	\$29,156	-65.46%
Impact Fees-Public Buildings	\$349,611	\$723,433	\$1,482,996	\$306,281	-79.35%
Impact Fees-Stormwater	\$139,405	-	-	-	-
Impact Fees-Transportation	\$674,418	\$925,738	\$2,303,745	\$450,420	-80.45%
PILF-Parks	\$164,618	\$138,964	\$138,964	\$160,973	15.84%
Administrative Fees-General	\$46	-	-	-	-
Administrative Fees-Larimer County Use Tax	\$20,259	\$13,428	\$21,132	\$8,623	-59.19%
Administrative Fees-Poudre School District	\$15,779	\$15,716	\$24,713	\$5,296	-78.57%
Administrative Fees-Poudre Fire Authority	\$2,395	\$9,435	\$9,619	\$16,497	71.50%
Administrative Fees- Infrastructure Contracts	\$103,737	-	\$258,191	\$53,092	-79.44%
Administrative Fees- Developer Reviews	\$73,130	\$54,300	\$50,196	\$52,500	4.59%
Bank Convenience Fees	\$30,047	-	\$39,410	\$40,592	3.00%
Records Requests	\$2,640	\$1,000	\$2,103	\$2,500	18.88%
Rental Income	\$2,177	-	\$3,389	\$6,778	100.00%
Traffic Violations	\$135,970	\$144,665	\$140,000	\$145,000	3.57%
Intergovernmental	\$17,144	-	-	-	-
Grants-Federal	\$1,256,246	\$220,000	-	\$220,000	-
Grants-State	\$4,986	-	-	-	-
Grants-Other	\$5,645	\$5,000	\$5,000	\$5,000	0.00%
State Cigarette Tax	\$20,975	\$15,616	\$14,403	\$14,403	0.00%
State Conservation Trust	\$97,268	\$111,500	\$111,500	\$118,100	5.92%
State Highway Users Tax (HUTF)	\$329,762	\$281,116	\$352,906	\$363,493	3.00%
State Motor Vehicle Registration Fee	\$28,879	\$28,862	\$30,333	\$31,243	3.00%
State Oil & Gas Severance Tax	\$27,601	\$27,601	\$8,597	\$8,597	0.00%

Fund Summary

Category	FY 2024 Actual	FY 2025 Budget	FY 2025 Projected	FY 2026 Budgeted	FY 2025 Projected vs. FY 2026 Budgeted (% Change)
County Shared Revenues	\$22,149	\$22,396	\$23,995	\$24,715	3.00%
County Open Space Tax	\$427,359	\$412,600	\$412,600	\$425,000	3.01%
Local Public Safety Services	\$22,424	\$27,500	\$5,000	\$5,000	0.00%
Loveland Broadband Shared Revenues	-	-	-	\$48,000	-
Poudre School District - SRO Services	\$52,962	\$55,123	\$59,042	\$60,813	3.00%
Investment Earnings	\$960,753	\$941,208	\$836,481	\$713,127	-14.75%
Business & Sales Tax License	\$6,615	\$4,000	\$7,115	\$7,115	0.00%
Contractor's License	\$24,476	\$20,000	\$23,640	\$23,640	0.00%
Liquor License	\$423	\$450	\$500	\$600	20.00%
Building Permit Fees	\$1,521,137	\$1,808,975	\$1,850,153	\$1,300,140	-29.73%
Land Use Annexation Fees	\$17,310	\$28,000	\$52,655	\$25,000	-52.52%
Right of Way/Sign Permit Fees	\$10,729	\$10,000	\$52,379	\$10,000	-80.91%
Reservoir Permits	-	\$78,750	\$78,750	\$82,688	5.00%
Miscellaneous Permits & Fees	\$705	\$42,410	\$42,910	\$44,182	2.96%
Miscellaneous Revenue	\$157,907	\$25,000	\$225,000	\$25,000	-88.89%
Recovered Expenditures	-	-	\$19,025	-	-100.00%
Transfers In	-	\$40,772,464	\$34,883,609	\$24,269,247	-30.43%
Transfers In - Capital Expansion Fund	-	\$70,204	\$105,682	\$43,365	-58.97%
Transfers In - TDA Fund	\$8,508,917	\$8,751,230	\$8,744,877	\$9,108,574	4.16%
Transfers In - TDA Contributed Capital	\$2,787,762	\$3,685,286	\$3,685,286	\$5,000,000	35.67%
Transfers In - Timnath Landing GID	-	-	-	\$150,000	-
Proceeds from Debt Issuance	-	-	-	\$90,000,000	-
Proceeds from Sale of Capital Assets	\$33,665	-	-	-	-
Property Tax - Interest Income	\$723	-	-	-	-
Administrative Fees - Building	\$222,395	\$270,156	\$277,523	\$195,021	-29.73%
Bag Fees	\$43,786	-	\$28,845	\$29,710	3.00%
Impact Fees - Investment Earnings	\$1,101,193	-	-	-	-
Reservoir Permits - Parks	\$52,218	-	-	-	-
Proceeds from Leases	\$198,115	-	-	-	-
Total Revenues	\$33,034,712	\$72,075,758	\$70,109,937	\$151,671,440	116.33%

Revenues by Revenue Source

FY26 Revenues by Revenue Source



Other	\$90,000,000	59.34%
Transfers In	\$38,571,186	25.43%
Sales Taxes	\$12,156,574	8.02%
Other Taxes	\$3,266,210	2.15%
Impact & In Lieu Fees	\$1,487,718	0.98%
Permit Fees	\$1,462,010	0.96%
Developer Reimbursements	\$792,400	0.52%
Property Taxes	\$778,750	0.51%
Investment Earnings	\$713,127	0.47%
Local Agreements	\$563,528	0.37%
State Revenue Tax	\$535,836	0.35%
Franchise Fees	\$507,137	0.33%
Other Fees	\$410,609	0.27%
Grants-Federal	\$220,000	0.15%
Fines & Forfeitures	\$145,000	0.10%
Licenses	\$31,355	0.02%
Miscellaneous	\$25,000	0.02%
Grants-Other	\$5,000	0.00%

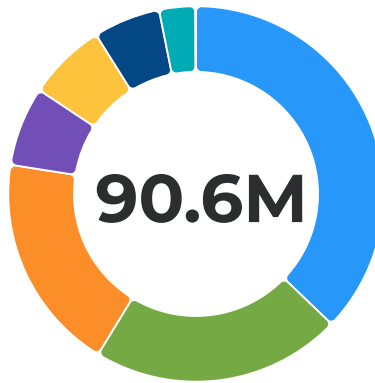
Revenues by Revenue Source

Category	FY 2024 Actual	FY 2025 Budget	FY 2025 Projected	FY 2026 Budgeted	FY 2025 Projected vs. FY 2026 Budgeted (\$ Change)
Sales Taxes	\$5,029,830	\$5,475,258	\$5,471,348	\$12,156,574	\$6,685,226
Property Taxes	\$719,738	\$709,072	\$726,609	\$778,750	\$52,141
Other Taxes	\$3,816,703	\$3,338,475	\$3,991,120	\$3,266,210	-\$724,910
Franchise Fees	\$448,259	\$495,015	\$482,000	\$507,137	\$25,137
Developer Reimbursements	\$2,056,051	\$861,400	\$418,039	\$792,400	\$374,361
Impact & In Lieu Fees	\$2,616,442	\$3,242,547	\$6,534,262	\$1,487,718	-\$5,046,544
Other Fees	\$516,391	\$364,035	\$715,121	\$410,609	-\$304,512
Fines & Forfeitures	\$135,970	\$144,665	\$140,000	\$145,000	\$5,000
Intergovernmental	\$17,144	-	-	-	-
Grants-Federal	\$1,256,246	\$220,000	-	\$220,000	\$220,000
Grants-State	\$4,986	-	-	-	-
Grants-Other	\$5,645	\$5,000	\$5,000	\$5,000	-

Category	FY 2024 Actual	FY 2025 Budget	FY 2025 Projected	FY 2026 Budgeted	FY 2025 Projected vs. FY 2026 Budgeted (\$ Change)
State Revenue Tax	\$504,486	\$464,695	\$517,739	\$535,836	\$18,097
Local Agreements	\$524,895	\$517,619	\$500,637	\$563,528	\$62,891
Investment Earnings	\$2,061,946	\$941,208	\$836,481	\$713,127	-\$123,354
Licenses	\$31,514	\$24,450	\$31,255	\$31,355	\$100
Permit Fees	\$1,602,099	\$1,968,135	\$2,076,847	\$1,462,010	-\$614,837
Miscellaneous	\$157,907	\$25,000	\$244,025	\$25,000	-\$219,025
Transfers In	\$11,296,679	\$53,279,184	\$47,419,454	\$38,571,186	-\$8,848,268
Other	\$231,780	-	-	\$90,000,000	\$90,000,000
Total Revenues	\$33,034,712	\$72,075,758	\$70,109,937	\$151,671,440	\$81,561,503

Expenditures by fund

FY26 Expenditures by fund



General Fund	\$33,670,193	37.17%
Capital Improvements	\$19,517,704	21.55%
Community Center Capital Improvement	\$17,000,000	18.77%
Debt Service	\$6,191,396	6.84%
Impact Fees-Transportation	\$6,122,657	6.76%
Community Center	\$5,212,148	5.75%
Parks & Recreation	\$2,821,688	3.12%
Impact Fees-Police	\$43,365	0.05%

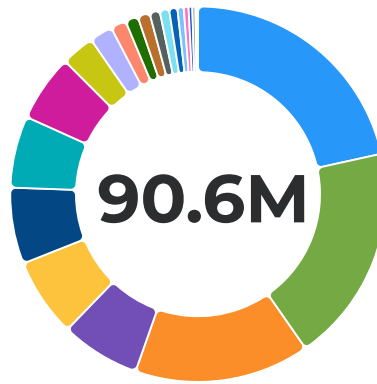
Expenditures by fund

Category	FY 2024 Actual	FY 2025 Budget	FY 2025 Projected	FY 2026 Budgeted	FY 2025 Projected vs. FY 2026 Budgeted (% Change)
General Fund	\$40,709,770	\$50,540,212	\$51,635,505	\$33,670,193	-34.79%
Debt Service	-	\$971,296	\$971,296	\$6,191,396	537.44%
Parks & Recreation	-	\$2,425,821	\$2,421,772	\$2,821,688	16.51%
Capital Improvements	-	\$21,057,725	\$15,239,075	\$19,517,704	28.08%
Impact Fees-Parks	-	\$981,613	-	-	-
Impact Fees-Police	-	\$70,204	\$105,682	\$43,365	-58.97%
Impact Fees-Public Buildings	-	\$500,000	-	-	-

Category	FY 2024 Actual	FY 2025 Budget	FY 2025 Projected	FY 2026 Budgeted	FY 2025 Projected vs. FY 2026 Budgeted (% Change)
Impact Fees-Transportation	-	\$8,506,106	\$2,500,000	\$6,122,657	144.91%
Community Center	-	-	-	\$5,212,148	-
Community Center Capital Improvement	-	-	-	\$17,000,000	-
Total Expenditures	\$40,709,770	\$85,052,977	\$72,873,330	\$90,579,151	24.30%

Expenditures by Department

FY26 Expenditures by Department



● Building & Equipment	\$19,517,704	21.55%
● Community Center Capital Outlay	\$17,000,000	18.77%
● Non-Departmental	\$13,662,197	15.08%
● Debt Service	\$6,191,396	6.84%
● Impact Fees-Transportation	\$6,122,657	6.76%
● Public Safety	\$5,945,549	6.56%
● Public Works	\$5,603,552	6.19%
● Community Center Operations	\$5,212,148	5.75%
● Community Development	\$2,593,688	2.86%
● Parks Administration	\$1,801,279	1.99%
● Information Technology	\$1,215,929	1.34%
● Finance	\$996,805	1.10%
● Events	\$954,065	1.05%
● Administration	\$785,968	0.87%
● Facilities	\$735,181	0.81%
● Reservoir	\$642,591	0.71%
● Legal	\$500,000	0.55%
● Recreation	\$377,817	0.42%
● Town Clerk	\$283,383	0.31%
● Human Resources	\$250,964	0.28%
● Municipal Court	\$142,912	0.16%
● Impact Fees-Police	\$43,365	0.05%

Expenditures by Department

Category	FY 2024 Actual	FY 2025 Budget	FY 2025 Projected	FY 2026 Budgeted	FY 2025 Projected vs. FY 2026 Budgeted (\$ Change)
Administration	\$1,895,758	\$632,419	\$585,517	\$785,968	\$200,451
Wages & Salaries	\$1,261,683	\$277,556	\$316,302	\$395,242	\$78,939
Benefits	\$444,304	\$94,113	\$94,115	\$133,609	\$39,494
Professional & Technical Services	\$7,851	\$186,400	\$113,350	\$172,400	\$59,050
General Office Supplies	\$35,459	\$10,500	\$10,500	\$11,025	\$525
Dues & Memberships	\$17,477	\$11,850	\$11,850	\$12,443	\$593
Education & Trainings	\$39,029	\$12,000	\$10,400	\$32,000	\$21,600
Operating Supplies/Services	\$263	\$5,000	\$6,000	\$6,250	\$250
Miscellaneous	\$89,692	\$5,000	\$3,000	\$3,000	-
Capital Outlay	-	\$30,000	\$20,000	\$20,000	-
Legal	\$479,235	\$679,749	\$497,087	\$500,000	\$2,913
Wages & Salaries	-	\$83,636	\$3,469	-	-\$3,469
Benefits	-	\$29,173	\$29,173	-	-\$29,173
Professional & Technical Services	\$479,216	\$563,340	\$463,340	\$500,000	\$36,660
General Office Supplies	-	\$1,000	\$1,000	-	-\$1,000
Dues & Memberships	-	\$100	\$105	-	-\$105
Education & Trainings	-	\$2,500	-	-	-
Miscellaneous	\$19	-	-	-	-
Community Development	\$2,281,404	\$2,829,377	\$2,579,039	\$2,593,688	\$14,649
Wages & Salaries	\$572,184	\$695,268	\$628,447	\$745,342	\$116,895
Benefits	\$209,367	\$288,472	\$288,470	\$223,596	-\$64,874
Professional & Technical Services	\$1,427,560	\$1,681,337	\$1,555,623	\$1,370,100	-\$185,522
General Office Supplies	\$3,395	\$4,000	\$3,000	\$3,000	-
Dues & Memberships	\$2,886	\$7,500	\$7,500	\$7,500	-
Education & Trainings	\$15,959	\$14,000	\$14,000	\$14,750	\$750
Other	\$21,560	\$113,300	\$60,000	\$129,200	\$69,200
Operating Supplies/Services	\$26,144	\$11,000	\$19,000	\$95,700	\$76,700
Miscellaneous	\$2,349	\$3,000	\$3,000	\$3,000	-
Capital Outlay	-	\$11,500	-	\$1,500	\$1,500
Finance	\$98,858	\$1,020,854	\$1,000,057	\$996,805	-\$3,252
Wages & Salaries	-	\$583,687	\$532,804	\$582,469	\$49,665
Benefits	\$25	\$230,447	\$229,133	\$180,056	-\$49,077
Professional & Technical Services	\$65,594	\$56,025	\$68,025	\$53,800	-\$14,225
General Office Supplies	\$403	\$3,000	\$5,000	\$3,150	-\$1,850
Dues & Memberships	\$40	\$2,595	\$2,595	\$2,725	\$130
Education & Trainings	-	\$12,000	\$5,000	\$15,000	\$10,000
Fees & Licenses	\$30,067	\$130,100	\$133,000	\$136,605	\$3,605
Other	\$3,400	-	-	-	-
Miscellaneous	-\$671	\$2,000	\$2,000	\$2,000	-
Capital Outlay	-	\$1,000	\$22,500	\$21,000	-\$1,500
Human Resources	\$65,850	\$287,853	\$281,203	\$250,964	-\$30,239

Fund Summary

Category	FY 2024 Actual	FY 2025 Budget	FY 2025 Projected	FY 2026 Budgeted	FY 2025 Projected vs. FY 2026 Budgeted (\$ Change)
Wages & Salaries	-	\$91,447	\$91,447	\$96,934	\$5,487
Benefits	\$55	\$30,406	\$30,406	\$30,970	\$564
Professional & Technical Services	\$43,962	\$81,000	\$101,000	\$75,000	-\$26,000
General Office Supplies	-	\$2,500	\$500	\$500	-
Dues & Memberships	\$175	\$14,500	\$9,350	\$2,900	-\$6,450
Education & Trainings	\$1,970	\$7,500	\$6,000	\$7,800	\$1,800
Fees & Licenses	-	-	-	\$4,500	\$4,500
Other	\$19,689	\$49,000	\$41,000	\$30,860	-\$10,140
Operating Supplies/Services	-	\$10,000	-	-	-
Miscellaneous	-	\$1,500	\$1,500	\$1,500	-
Community Center Operations	-	-	-	\$5,212,148	\$5,212,148
Transfers Out	-	-	-	\$5,212,148	\$5,212,148
Information Technology	\$894,863	\$1,033,703	\$1,322,077	\$1,215,929	-\$106,148
Wages & Salaries	-	\$180,755	\$176,488	\$280,986	\$104,498
Benefits	\$405	\$86,228	\$84,915	\$106,783	\$21,868
Professional & Technical Services	\$631,942	\$605,420	\$617,922	\$495,660	-\$122,262
General Office Supplies	\$58	\$1,000	\$1,000	\$1,000	-
Dues & Memberships	-	\$800	\$1,800	\$1,800	-
Education & Trainings	\$1,708	\$1,000	\$1,000	\$7,500	\$6,500
Fees & Licenses	-	-	\$1,700	\$1,700	-
Other	\$576	\$122,500	\$100,000	\$103,000	\$3,000
Operating Supplies/Services	\$6,003	-	\$60,000	\$165,000	\$105,000
Miscellaneous	\$480	\$500	\$500	\$500	-
Capital Outlay	\$217,660	\$35,500	\$236,752	\$10,000	-\$226,752
Principal	\$31,199	-	\$40,000	\$42,000	\$2,000
Interest	\$4,832	-	-	-	-
Municipal Court	\$25,386	\$163,695	\$157,144	\$142,912	-\$14,232
Wages & Salaries	-	\$75,710	\$75,710	\$76,936	\$1,226
Benefits	\$55	\$42,885	\$42,884	\$36,456	-\$6,427
Professional & Technical Services	\$18,963	\$36,500	\$19,500	\$19,000	-\$500
General Office Supplies	\$119	\$400	\$500	\$600	\$100
Dues & Memberships	-	\$200	\$200	\$300	\$100
Education & Trainings	-	\$4,000	\$4,000	\$5,500	\$1,500
Other	\$3,134	-	-	-	-
Miscellaneous	\$3,115	\$4,000	\$2,000	\$4,120	\$2,120
Capital Outlay	-	-	\$12,350	-	-\$12,350
Community Center Capital Outlay	-	-	-	\$17,000,000	\$17,000,000
Capital Outlay	-	-	-	\$17,000,000	\$17,000,000
Town Clerk	\$94,284	\$243,636	\$280,685	\$283,383	\$2,697
Wages & Salaries	-	\$167,969	\$167,968	\$183,306	\$15,338
Benefits	\$10	\$74,767	\$74,767	\$56,027	-\$18,740

Fund Summary

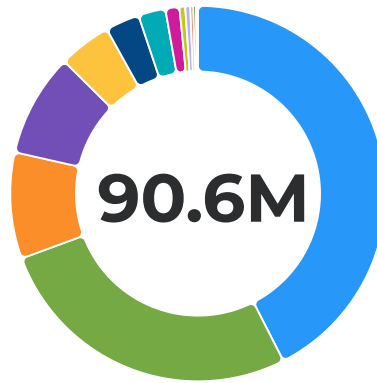
Category	FY 2024 Actual	FY 2025 Budget	FY 2025 Projected	FY 2026 Budgeted	FY 2025 Projected vs. FY 2026 Budgeted (\$ Change)
Professional & Technical Services	\$29,221	-	\$32,000	\$37,000	\$5,000
General Office Supplies	\$29	\$500	\$550	\$625	\$75
Dues & Memberships	-	\$400	\$400	\$425	\$25
Education & Trainings	\$1,682	-	\$4,000	\$5,000	\$1,000
Fees & Licenses	\$63,342	-	\$1,000	\$1,000	-
Facilities	\$586,437	\$853,621	\$746,768	\$735,181	-\$11,587
Professional & Technical Services	\$586,000	\$618,621	\$671,268	\$592,998	-\$78,270
General Office Supplies	\$69	-	\$500	\$500	-
Dues & Memberships	-	-	-	\$500	\$500
Education & Trainings	-	-	-	\$5,000	\$5,000
Operating Supplies/Services	\$368	\$5,000	\$5,000	\$81,833	\$76,833
Miscellaneous	-	\$10,000	\$10,000	\$2,000	-\$8,000
Capital Outlay	-	\$220,000	\$60,000	\$52,350	-\$7,650
Events	\$819,558	\$970,897	\$971,347	\$954,065	-\$17,282
Wages & Salaries	-	\$161,345	\$161,345	\$193,402	\$32,057
Benefits	-	\$89,935	\$89,935	\$53,020	-\$36,915
Professional & Technical Services	\$817,086	\$672,617	\$673,067	\$677,023	\$3,956
General Office Supplies	\$2,472	\$3,000	\$3,000	\$4,000	\$1,000
Education & Trainings	-	-	-	\$7,000	\$7,000
Fees & Licenses	-	-	-	\$4,120	\$4,120
Operating Supplies/Services	-	\$2,000	\$2,000	\$3,000	\$1,000
Miscellaneous	-	\$2,000	\$2,000	\$12,500	\$10,500
Capital Outlay	-	\$40,000	\$40,000	-	-\$40,000
Public Safety	\$4,586,310	\$5,347,656	\$5,171,642	\$5,945,549	\$773,907
Wages & Salaries	\$2,539,375	\$3,069,615	\$2,779,480	\$3,406,714	\$627,234
Benefits	\$915,714	\$1,201,738	\$1,150,310	\$1,100,518	-\$49,792
Professional & Technical Services	\$174,048	\$139,309	\$139,264	\$143,651	\$4,387
General Office Supplies	\$12,660	\$19,000	\$10,500	\$17,025	\$6,525
Dues & Memberships	\$4,906	\$12,560	\$12,560	\$6,598	-\$5,962
Education & Trainings	\$30,235	\$58,500	\$58,500	\$99,525	\$41,025
Fees & Licenses	\$155	-	-	\$5,000	\$5,000
Other	\$130,930	\$128,700	\$116,350	\$150,918	\$34,568
Operating Supplies/Services	\$274,676	\$218,502	\$264,946	\$287,674	\$22,728
Miscellaneous	\$47,591	\$5,000	\$5,000	\$5,000	-
Capital Outlay	\$165,789	\$494,732	\$634,732	\$722,926	\$88,194
Principal	\$259,700	-	-	-	-
Interest	\$30,532	-	-	-	-
Public Works	\$3,076,507	\$5,042,730	\$5,010,054	\$5,603,552	\$593,499
Wages & Salaries	\$813,028	\$1,104,181	\$1,062,317	\$1,247,532	\$185,216
Benefits	\$307,328	\$437,376	\$436,064	\$398,898	-\$37,166
Professional & Technical Services	\$1,582,289	\$2,305,913	\$2,280,413	\$2,855,385	\$574,971
General Office Supplies	\$9,096	\$3,000	\$9,000	\$11,000	\$2,000

Category	FY 2024 Actual	FY 2025 Budget	FY 2025 Projected	FY 2026 Budgeted	FY 2025 Projected vs. FY 2026 Budgeted (\$ Change)
Dues & Memberships	\$2,227	\$7,000	\$17,000	\$25,150	\$8,150
Education & Trainings	\$7,147	\$17,510	\$17,510	\$25,000	\$7,490
Other	\$15,603	\$5,000	\$20,000	\$5,000	-\$15,000
Operating Supplies/Services	\$75,012	\$161,750	\$166,750	\$175,588	\$8,838
Miscellaneous	\$113,080	\$160,000	\$160,000	\$155,000	-\$5,000
Capital Outlay	\$151,697	\$841,000	\$841,000	\$705,000	-\$136,000
Non-Departmental	\$24,060,889	\$31,434,022	\$33,032,886	\$13,662,197	-\$19,370,688
Professional & Technical Services	\$395,262	\$385,931	\$385,931	\$459,410	\$73,479
Fees & Licenses	\$10,616	\$213,346	\$213,346	\$218,346	\$5,000
Capital Outlay Principal	\$22,683,734	-	-	-	-
Transfers Out	\$7,644	\$30,834,745	\$32,433,609	\$12,984,442	-\$19,449,167
Debt Service	-	\$971,296	\$971,296	\$6,191,396	\$5,220,100
Principal	-	\$767,900	\$767,900	\$2,080,800	\$1,312,900
Interest	-	\$203,396	\$203,396	\$4,110,596	\$3,907,200
Parks Administration	-	\$1,577,267	\$1,594,273	\$1,801,279	\$207,007
Wages & Salaries	-	\$564,802	\$589,009	\$710,808	\$121,799
Benefits	-	\$209,065	\$209,064	\$266,609	\$57,545
Professional & Technical Services	-	\$317,400	\$259,750	\$383,362	\$123,612
General Office Supplies	-	\$2,000	\$2,650	\$2,500	-\$150
Dues & Memberships	-	\$5,000	\$5,000	\$5,000	-
Education & Trainings	-	\$18,000	\$18,000	\$20,000	\$2,000
Other	-	\$97,000	\$102,000	\$27,000	-\$75,000
Operating Supplies/Services	-	\$180,000	\$182,800	\$191,500	\$8,700
Miscellaneous	-	\$6,000	\$3,000	\$3,000	-
Capital Outlay	-	\$178,000	\$223,000	\$191,500	-\$31,500
Recreation	-	\$362,245	\$328,009	\$377,817	\$49,809
Wages & Salaries	-	\$191,134	\$150,320	\$155,669	\$5,349
Benefits	-	\$79,111	\$31,408	\$37,148	\$5,740
Professional & Technical Services	-	\$4,000	\$23,480	\$19,500	-\$3,980
General Office Supplies	-	-	\$8,800	\$30,000	\$21,200
Dues & Memberships	-	\$500	\$500	-	-\$500
Education & Trainings	-	-	\$5,500	\$9,000	\$3,500
Fees & Licenses	-	-	\$4,000	\$15,000	\$11,000
Operating Supplies/Services	-	\$87,500	\$89,000	\$59,500	-\$29,500
Capital Outlay	-	-	\$15,000	\$52,000	\$37,000
Reservoir	-	\$486,309	\$499,491	\$642,591	\$143,100
Wages & Salaries	-	\$182,060	\$182,060	\$209,342	\$27,282
Benefits	-	\$29,748	\$29,749	\$28,484	-\$1,265
Professional & Technical Services	-	\$72,000	\$108,900	\$175,800	\$66,900
General Office Supplies	-	\$2,000	\$4,600	\$5,000	\$400
Education & Trainings	-	-	\$750	\$1,000	\$250

Fund Summary

Category	FY 2024 Actual	FY 2025 Budget	FY 2025 Projected	FY 2026 Budgeted	FY 2025 Projected vs. FY 2026 Budgeted (\$ Change)
Other	-	\$5,000	\$2,500	\$5,000	\$2,500
Operating Supplies/Services	-	\$23,000	\$5,250	\$19,000	\$13,750
Capital Outlay	-	\$172,501	\$165,682	\$198,966	\$33,284
Building & Equipment	-	\$21,057,725	\$15,239,075	\$19,517,704	\$4,278,629
Capital Outlay	-	\$21,057,725	\$15,239,075	\$19,517,704	\$4,278,629
Impact Fees-Parks	-	\$981,613	-	-	-
Transfers Out	-	\$981,613	-	-	-
Impact Fees-Police	-	\$70,204	\$105,682	\$43,365	-\$62,317
Transfers Out	-	\$70,204	\$105,682	\$43,365	-\$62,317
Impact Fees-Public Buildings	-	\$500,000	-	-	-
Transfers Out	-	\$500,000	-	-	-
Impact Fees-Transportation	-	\$8,506,106	\$2,500,000	\$6,122,657	\$3,622,657
Transfers Out	-	\$8,506,106	\$2,500,000	\$6,122,657	\$3,622,657
Parks 2024 Temp	\$1,744,430	-	-	-	-
Wages & Salaries	\$800,030	-	-	-	-
Professional & Technical Services	\$322,919	-	-	-	-
Miscellaneous	\$320,742	-	-	-	-
Capital Outlay	\$157,045	-	-	-	-
Principal	\$60,952	-	-	-	-
Interest	\$82,743	-	-	-	-
Total Expenditures	\$40,709,770	\$85,052,977	\$72,873,330	\$90,579,151	\$17,705,821

FY26 Expenditures by Expense Object Group



Capital Outlay	\$38,492,946	42.50%
Transfers Out	\$24,362,612	26.90%
Wages & Salaries	\$8,284,681	9.15%
Professional & Technical Services	\$8,030,088	8.87%
Interest	\$4,110,596	4.54%
Benefits	\$2,652,174	2.93%
Principal	\$2,122,800	2.34%
Operating Supplies/Services	\$1,085,045	1.20%
Other	\$450,978	0.50%
Fees & Licenses	\$386,271	0.43%
Education & Trainings	\$254,075	0.28%
Miscellaneous	\$191,620	0.21%
General Office Supplies	\$89,925	0.10%
Dues & Memberships	\$65,340	0.07%

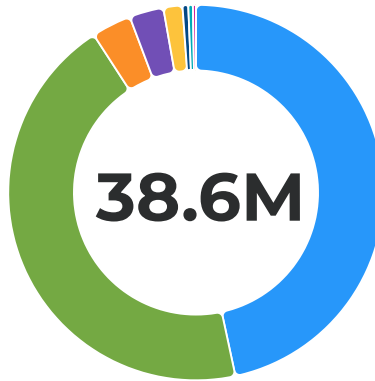
Expenditures by Expense Object Group

Category	FY 2024 Actual	FY 2025 Budget	FY 2025 Projected	FY 2026 Budgeted	FY 2025 Projected vs. FY 2026 Budgeted (% Change)
Wages & Salaries	\$5,986,301	\$7,429,165	\$6,917,166	\$8,284,681	19.77%
Benefits	\$1,877,263	\$2,923,464	\$2,820,392	\$2,652,174	-5.96%
Professional & Technical Services	\$6,581,912	\$7,725,813	\$7,512,833	\$8,030,088	6.88%
General Office Supplies	\$63,760	\$51,900	\$61,100	\$89,925	47.18%
Dues & Memberships	\$27,712	\$63,005	\$68,860	\$65,340	-5.11%
Education & Trainings	\$97,729	\$147,010	\$144,660	\$254,075	75.64%
Fees & Licenses	\$104,181	\$343,446	\$353,046	\$386,271	9.41%
Other	\$194,892	\$520,500	\$441,850	\$450,978	2.07%
Operating Supplies/Services	\$382,466	\$703,752	\$800,746	\$1,085,045	35.50%
Miscellaneous	\$576,397	\$199,000	\$192,000	\$191,620	-0.20%
Capital Outlay	\$23,375,925	\$23,081,958	\$17,510,091	\$38,492,946	119.83%
Principal	\$1,315,484	\$767,900	\$807,900	\$2,122,800	162.76%
Interest	\$118,107	\$203,396	\$203,396	\$4,110,596	1,920.98%
Transfers Out	\$7,644	\$40,892,668	\$35,039,291	\$24,362,612	-30.47%
Total Expenditures	\$40,709,770	\$85,052,977	\$72,873,330	\$90,579,151	24.30%

Capital Improvement Plan

One Year Plan

FY26 Total Funding Requested by Department



Public Works	\$18,013,704	46.63%
Recreation	\$17,077,000	44.21%
Reservoir	\$1,325,000	3.43%
Parks Administration	\$1,135,500	2.94%
Public Safety	\$631,100	1.63%
Facilities	\$191,143	0.49%
Information Technology	\$156,000	0.40%
Community Development	\$99,900	0.26%
Human Resources	\$0	0.00%

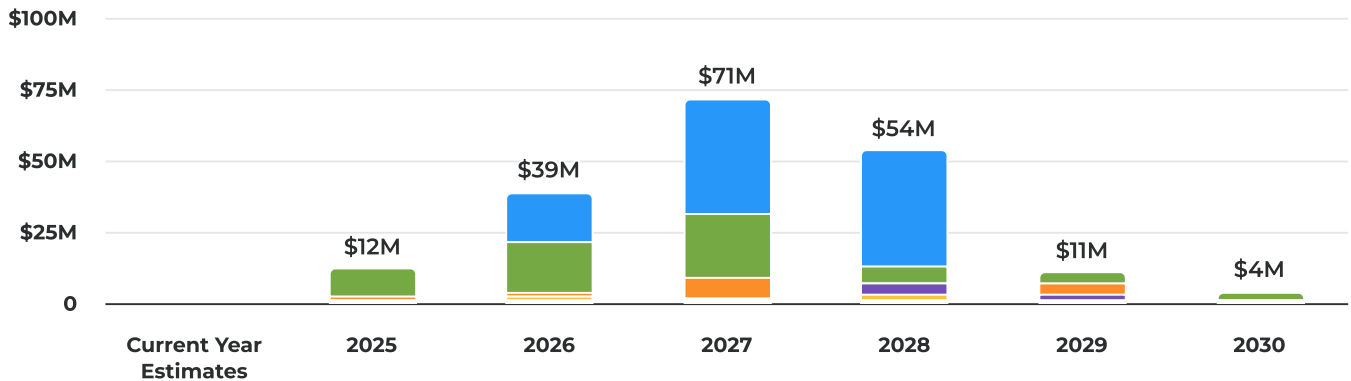
FY26 Capital Cost Breakdown



Capital Costs	\$38,629,347	99.60%
Operational Costs	\$154,000	0.40%

Capital Improvement Multi-Year Plan

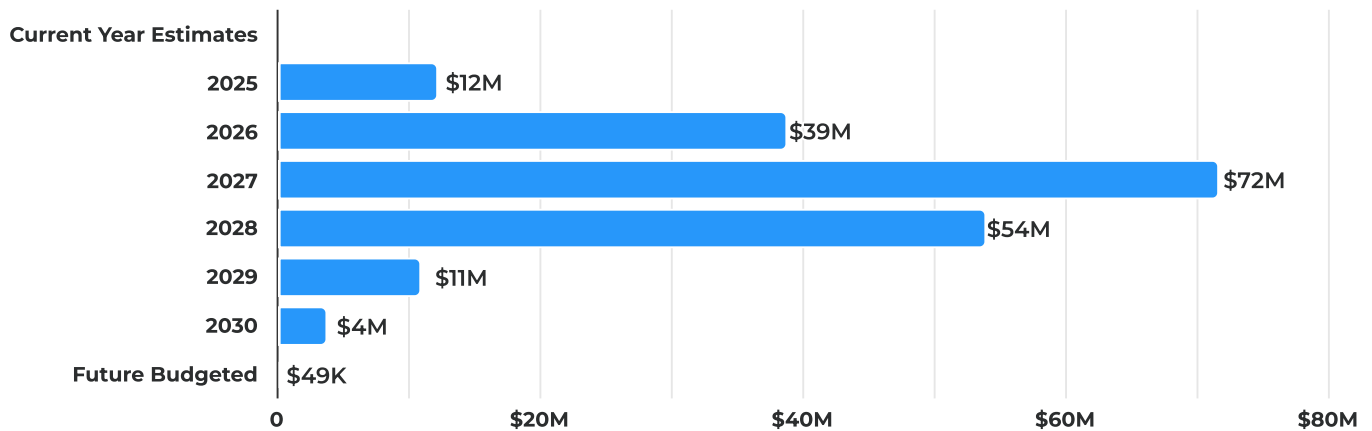
FY25 - FY30 Total Funding Requested by Department (including Current Year Estimates)



Funding by Department Totals (all years)

Recreation	\$98,142,000	51.63%
Public Works	\$62,715,500	32.99%
Parks Administration	\$14,024,616	7.38%
Facilities	\$6,730,000	3.54%
Reservoir	\$3,811,575	2.01%
Public Safety	\$3,586,250	1.89%
Information Technology	\$787,252	0.41%
Community Development	\$263,200	0.14%
Human Resources	\$35,000	0.02%

FY25 - FY30 Capital Cost Breakdown (including Current Year Estimates, Future Budgeted)

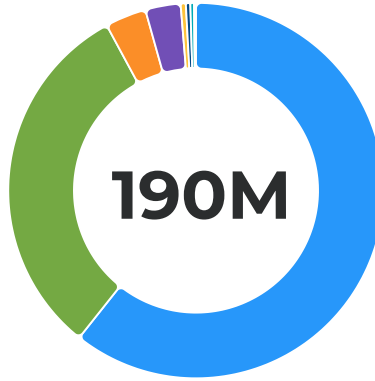


Capital Cost Totals (all years)

Capital Costs	\$190,095,393	99.33%
Operational Costs	\$1,281,000	0.67%

Capital Improvement Plan - Project Types

FY25 - FY30 Capital Costs By Project Type (including Current Year Estimates)



● Parks and Recreation	\$115,340,691	60.68%
● Roads and Utilities	\$59,767,500	31.44%
● Building and Facilities	\$6,730,000	3.54%
● Vehicles and Wheeled Equipment	\$5,773,000	3.04%
● Stormwater	\$850,000	0.45%
● Computer Software	\$720,100	0.38%
● Computers and Related Equipment	\$589,252	0.31%
● Other Equipment	\$324,850	0.17%

Parks and Recreation

Project No. / Category	FY2025	FY2026	FY2027	FY2028	FY2029	FY2030	Total
P1 Timnath Recreation Center	\$50,000	\$17,000,000	\$40,000,000	\$41,000,000	\$0	\$0	\$98,050,000
-- Timnath Ranch Park (Peanut Park)	\$0	\$265,000	\$6,000,000	\$0	\$0	\$0	\$6,265,000
P2 Wild Wing Park	\$0	\$0	\$0	\$160,000	\$4,000,000	\$0	\$4,160,000
P3 Timnath Reservoir Trail and Park	\$536,575	\$1,300,000	\$150,000	\$1,800,000	\$0	\$0	\$3,786,575
P4 Water Rights and Non-Potable Water	\$549,116	\$0	\$1,000,000	\$0	\$0	\$0	\$1,549,116
P5 General Trail Improvements	\$125,000	\$125,000	\$125,000	\$125,000	\$125,000	\$0	\$625,000
P7 General Park Development	\$70,000	\$70,000	\$70,000	\$70,000	\$70,000	\$70,000	\$420,000
P6 Poudre River Trail Connections	\$0	\$335,000	\$0	\$0	\$0	\$0	\$335,000
--	\$0	\$150,000	\$0	\$0	\$0	\$0	\$150,000

Project Types

Project No. / Category	FY2025	FY2026	FY2027	FY2028	FY2029	FY2030	Total
Timnath Community Park							
--	\$0	\$0	\$0	\$0	\$0	\$0	\$0
Heritage Park							
--	\$0	\$0	\$0	\$0	\$0	\$0	\$0
Riverbend Park							
--	\$0	\$0	\$0	\$0	\$0	\$0	\$0
Open Space Aquisition							
--	\$0	\$0	\$0	\$0	\$0	\$0	\$0
TROC Trail							
--	\$0	\$0	\$0	\$0	\$0	\$0	\$0
Future 80 Acre Community Park							
Total Parks and Recreation	\$1,330,691	\$19,245,000	\$47,345,000	\$43,155,000	\$4,195,000	\$70,000	\$115,340,691

Roads and Utilities

Project No. / Category	FY2025	FY2026	FY2027	FY2028	FY2029	FY2030	Total
R1	\$756,415	\$3,468,585	\$18,000,000	\$0	\$0	\$0	\$22,225,000
CR 5 Bridge and Widening							
U1	\$6,500,000	\$4,000,000	\$1,000,000	\$500,000	\$500,000	\$500,000	\$13,000,000
Broadband							
R3	\$361,837	\$6,638,163	\$0	\$0	\$0	\$0	\$7,000,000
Timnath Parkway - Buss Grove to Main St							
R5	\$0	\$0	\$400,000	\$3,300,000	\$0	\$0	\$3,700,000
Timnath Parkway - 4th Street to Buss Grove							
--	\$0	\$500,000	\$500,000	\$500,000	\$1,000,000	\$1,000,000	\$3,500,000
Transportation Improvements							
--	\$0	\$250,000	\$500,000	\$500,000	\$1,000,000	\$1,000,000	\$3,250,000
Development Reimbursement							
R4	\$437,909	\$1,062,091	\$500,000	\$0	\$0	\$0	\$2,000,000
Signal Upgrade Implementation							
--	\$0	\$0	\$1,200,000	\$0	\$0	\$0	\$1,200,000
CR 5 Widening - Kechter to Weitzel							
--	\$0	\$500,000	\$250,000	\$0	\$0	\$0	\$750,000
Street Light Acquisitions							
R6	\$750,000	\$0	\$0	\$0	\$0	\$0	\$750,000
CR 5 & Kechter Road Signal							
R10	\$20,000	\$130,000	\$0	\$0	\$500,000	\$0	\$650,000
Main St - Old Town Rdwy Impv							
R7	\$100,000	\$50,000	\$50,000	\$50,000	\$50,000	\$50,000	\$350,000

Project Types

Project No. / Category	FY2025	FY2026	FY2027	FY2028	FY2029	FY2030	Total
Neighborhood Traffic Calming Program							
--	\$300,000	\$0	\$0	\$0	\$0	\$0	\$300,000
Colorado Blvd - Culvert Replacement							
R8	\$50,000	\$50,000	\$50,000	\$50,000	\$50,000	\$50,000	\$300,000
Pedestrian Crossing Program							
--	\$0	\$250,000	\$0	\$0	\$0	\$0	\$250,000
Kern Street Extension							
U2	\$242,500	\$0	\$0	\$0	\$0	\$0	\$242,500
4th Avenue Sewer Connections							
R2	\$0	\$200,000	\$0	\$0	\$0	\$0	\$200,000
Colorado Blvd & Prospect Rd Intersection Impv							
R11	\$100,000	\$0	\$0	\$0	\$0	\$0	\$100,000
Main St - 5th St to Buss Grove							
--	\$0	\$0	\$0	\$0	\$0	\$0	\$0
Buss Grove - Main Street to Frontage Road							
--	\$0	\$0	\$0	\$0	\$0	\$0	\$0
CR 5 - Weitzel to N Ladera Property							
--	\$0	\$0	\$0	\$0	\$0	\$0	\$0
Kechter Road Widening							
--	\$0	\$0	\$0	\$0	\$0	\$0	\$0
Colorado Blvd - Regional Realignment							
--	\$0	\$0	\$0	\$0	\$0	\$0	\$0
CR 5 Widening - South of Prospect							
Total Roads and Utilities	\$9,618,661	\$17,098,839	\$22,450,000	\$4,900,000	\$3,100,000	\$2,600,000	\$59,767,500

Building and Facilities

Project No. / Category	FY2025	FY2026	FY2027	FY2028	FY2029	FY2030	Total
B1	\$0	\$0	\$500,000	\$4,000,000	\$1,700,000	\$0	\$6,200,000
4750 Signal Tree - Building Expansion							
B2	\$43,040	\$56,960	\$35,000	\$6,000	\$35,000	\$0	\$176,000
4800 Goodman							
--	\$0	\$0	\$14,000	\$0	\$140,000	\$0	\$154,000
4750 Signal Tree							
--	\$47,650	\$52,350	\$0	\$0	\$0	\$0	\$100,000
Security Upgrade at 4800 Goodman							

Project Types

Project No. / Category	FY2025	FY2026	FY2027	FY2028	FY2029	FY2030	Total
-- Security Upgrade at 4750 Signal Tree	\$3,167	\$81,833	\$0	\$0	\$0	\$0	\$85,000
-- 5601 E. Harmony	\$0	\$0	\$0	\$15,000	\$0	\$0	\$15,000
-- Parks Maintenance Facility	\$0	\$0	\$0	\$0	\$0	\$0	\$0
Total Building and Facilities	\$93,857	\$191,143	\$549,000	\$4,021,000	\$1,875,000	\$0	\$6,730,000

Vehicles and Wheeled Equipment

Category	FY2025	FY2026	FY2027	FY2028	FY2029	FY2030	Total
Patrol Vehicle Replacement	\$216,000	\$500,000	\$505,000	\$510,000	\$515,000	\$520,000	\$2,766,000
Patrol Vehicles New Sworn	\$0	\$100,000	\$100,000	\$200,000	\$100,000	\$200,000	\$700,000
Operations - Snow Plow	\$0	\$550,000	\$0	\$0	\$0	\$0	\$550,000
Operations - Bucket Truck	\$0	\$0	\$0	\$400,000	\$0	\$0	\$400,000
Operations - Tractor 2027	\$0	\$0	\$175,000	\$0	\$0	\$0	\$175,000
Operations - Backup Generator	\$0	\$0	\$0	\$0	\$0	\$90,000	\$90,000
Full Size utility Truck	\$90,000	\$0	\$0	\$0	\$0	\$0	\$90,000
Operations - Vacuum Excavator	\$90,000	\$0	\$0	\$0	\$0	\$0	\$90,000
Kubota Tractor	\$0	\$85,000	\$0	\$0	\$0	\$0	\$85,000
Operations - Variable Message Board - 2	\$0	\$0	\$0	\$0	\$80,000	\$0	\$80,000
Operations - Pickup Truck 1	\$0	\$75,000	\$0	\$0	\$0	\$0	\$75,000
Operations - Pickup Truck 2	\$0	\$0	\$0	\$75,000	\$0	\$0	\$75,000
Operations - Pickup Truck	\$75,000	\$0	\$0	\$0	\$0	\$0	\$75,000
3500 Dodge Truck	\$0	\$70,000	\$0	\$0	\$0	\$0	\$70,000
Engineering - New Vehicle 2	\$0	\$0	\$0	\$0	\$55,000	\$0	\$55,000
Dodge 1500 with Liftgate	\$0	\$52,000	\$0	\$0	\$0	\$0	\$52,000
Engineering - New Vehicle	\$50,000	\$0	\$0	\$0	\$0	\$0	\$50,000
Kubota UTV	\$45,000	\$0	\$0	\$0	\$0	\$0	\$45,000
Operations - Mower	\$0	\$0	\$30,000	\$0	\$0	\$0	\$30,000
Walker Mower 1 - 2027	\$0	\$0	\$30,000	\$0	\$0	\$0	\$30,000
Walker Mower 2 - 2027	\$0	\$0	\$30,000	\$0	\$0	\$0	\$30,000
Operations - Speed Feedback Sign 1	\$26,000	\$0	\$0	\$0	\$0	\$0	\$26,000

Project Types

Category	FY2025	FY2026	FY2027	FY2028	FY2029	FY2030	Total
Hustler Mower 1 - 2029	\$0	\$0	\$0	\$0	\$21,000	\$0	\$21,000
Hustler Mower 2 - 2029	\$0	\$0	\$0	\$0	\$21,000	\$0	\$21,000
Hustler Mower 1 - 2028	\$0	\$0	\$0	\$20,000	\$0	\$0	\$20,000
Hustler Mower 2 - 2028	\$0	\$0	\$0	\$20,000	\$0	\$0	\$20,000
Operations - Tilt Trailer	\$15,000	\$0	\$0	\$0	\$0	\$0	\$15,000
Bike Trailer Safe	\$15,000	\$0	\$0	\$0	\$0	\$0	\$15,000
Routes to School							
Operations - Tractor	\$15,000	\$0	\$0	\$0	\$0	\$0	\$15,000
Operations - Utility Trailer	\$7,000	\$0	\$0	\$0	\$0	\$0	\$7,000
Operations - Speed Feedback Sign 2	\$0	\$0	\$0	\$0	\$0	\$0	\$0
Total Vehicles and Wheeled Equipment	\$644,000	\$1,432,000	\$870,000	\$1,225,000	\$792,000	\$810,000	\$5,773,000

Stormwater

Category	FY2025	FY2026	FY2027	FY2028	FY2029	FY2030	Total
Downtown Stormwater Impv	\$135	\$49,865	\$0	\$0	\$500,000	\$0	\$550,000
Regional Stormwater Impv	\$0	\$100,000	\$50,000	\$50,000	\$50,000	\$50,000	\$300,000
Total Stormwater	\$135	\$149,865	\$50,000	\$50,000	\$550,000	\$50,000	\$850,000

Computer Software

Category	FY2025	FY2026	FY2027	FY2028	FY2029	FY2030	Total
Community Development Software License	\$7,600	\$95,700	\$38,100	\$38,100	\$38,200	\$38,300	\$256,000
Website Upgrade Project	\$0	\$65,000	\$25,000	\$25,000	\$25,000	\$25,000	\$165,000
Asset Management Software	\$0	\$60,000	\$20,000	\$20,000	\$20,000	\$20,000	\$140,000
A.I. enabled software solutions	\$0	\$40,000	\$20,000	\$0	\$0	\$0	\$60,000
Brazos Ticket Software and Printer	\$0	\$18,000	\$9,000	\$9,000	\$9,000	\$9,000	\$54,000
HRIS System	\$0	\$0	\$35,000	\$0	\$0	\$0	\$35,000
IdiCore	\$0	\$1,100	\$1,100	\$1,200	\$1,200	\$1,300	\$5,900
ArcGIS Urban Web App	\$0	\$4,200	\$0	\$0	\$0	\$0	\$4,200
Total Computer Software	\$7,600	\$284,000	\$148,200	\$93,300	\$93,400	\$93,600	\$720,100

Computers and Related Equipment

Category	FY2025	FY2026	FY2027	FY2028	FY2029	FY2030	Total
Upgrade Town Hall Council Chambers A/V system	\$203,752	\$0	\$15,000	\$0	\$15,000	\$0	\$233,752

Project Types

Category	FY2025	FY2026	FY2027	FY2028	FY2029	FY2030	Total
Upgrade A/V at Police Department	\$0	\$10,000	\$0	\$50,000	\$50,000	\$0	\$110,000
PC's for new Positions Police Department	\$22,500	\$21,000	\$15,000	\$35,000	\$6,000	\$6,000	\$105,500
Network upgrade	\$0	\$0	\$0	\$40,000	\$0	\$0	\$40,000
Upgrade meeting spaces for video conferencing	\$20,000	\$20,000	\$0	\$0	\$0	\$0	\$40,000
Network Infrastructure Upgrade at Town Hall	\$25,000	\$0	\$0	\$0	\$0	\$0	\$25,000
Security Cameras at Timnath Community Park	\$0	\$24,000	\$0	\$0	\$0	\$0	\$24,000
Server Room Upgrade at Town Hall	\$8,000	\$0	\$0	\$0	\$0	\$0	\$8,000
Rugged iPad/Tablet	\$1,500	\$0	\$1,500	\$0	\$0	\$0	\$3,000
Total Computers and Related Equipment	\$280,752	\$75,000	\$31,500	\$125,000	\$71,000	\$6,000	\$589,252

Other Equipment

Category	FY2025	FY2026	FY2027	FY2028	FY2029	FY2030	Total
FLOCK Cameras	\$12,350	\$12,000	\$12,000	\$12,000	\$12,000	\$0	\$60,350
Operations - Mower Deck	\$0	\$0	\$40,000	\$0	\$0	\$0	\$40,000
Operations - Mower Deck-2	\$0	\$35,000	\$0	\$0	\$0	\$0	\$35,000
Operations - Radios	\$0	\$30,000	\$0	\$0	\$0	\$0	\$30,000
VENTRAC Attachments	\$28,000	\$0	\$0	\$0	\$0	\$0	\$28,000
Kayak Kiosk	\$0	\$25,000	\$0	\$0	\$0	\$0	\$25,000
Turf Tank robotic field liner	\$0	\$25,000	\$0	\$0	\$0	\$0	\$25,000
Atlas Air Compressor	\$0	\$0	\$0	\$25,000	\$0	\$0	\$25,000
Operations - Loader Scale	\$20,000	\$0	\$0	\$0	\$0	\$0	\$20,000
Operations - Box Blade	\$0	\$15,000	\$0	\$0	\$0	\$0	\$15,000
DJI Matrice 4T Drone	\$0	\$11,500	\$0	\$0	\$0	\$0	\$11,500
Operations - Mower Attachment	\$0	\$0	\$0	\$0	\$0	\$10,000	\$10,000
Total Other Equipment	\$60,350	\$153,500	\$52,000	\$37,000	\$12,000	\$10,000	\$324,850

Capital Projects

Capital Projects

Project No. / Project Name	Years	Departments	Type	Total
-- 3500 Dodge Truck	2026	Parks Administration	Vehicles and Wheeled Equipment	\$70,000
-- 4750 Signal Tree	2027 - 2029	Facilities	Building and Facilities	\$154,000
B1 4750 Signal Tree - Building Expansion	2027 - 2029	Facilities	Building and Facilities	\$6,200,000
B2 4800 Goodman	2026 - 2029	Facilities	Building and Facilities	\$81,000
U2 4th Avenue Sewer Connections	2025	Public Works	Roads and Utilities	\$242,500
-- 5601 E. Harmony	2028	Facilities	Building and Facilities	\$15,000
-- A.I. enabled software solutions	2026 - 2027	Information Technology	Computer Software	\$60,000
-- ArcGIS Urban Web App	2025 - 2030	Community Development	Computer Software	\$22,300
-- Asset Management Software	2025 - 2030	Public Works	Computer Software	\$160,000
-- Atlas Air Compressor	2028	Parks Administration	Other Equipment	\$50,000
-- Bike Trailer Safe Routes to School	2025	Recreation	Vehicles and Wheeled Equipment	\$15,000
-- Brazos Ticket Software and Printer	2026 - 2030	Public Safety	Computer Software	\$54,000
U1 Broadband	2025 - 2030	Public Works	Roads and Utilities	\$13,000,000
-- Buss Grove - Main Street to Frontage Road	2025 - 2026	Public Works	Roads and Utilities	\$0
-- Colorado Blvd - Culvert Replacement	2025 - 2027	Public Works	Roads and Utilities	\$300,000
-- Colorado Blvd - Regional Realignment	2025	Public Works	Roads and Utilities	\$0
R2 Colorado Blvd & Prospect Rd Intersection Impv	2025 - 2026	Public Works	Roads and Utilities	\$200,000
-- Community Development Software License	2027 - 2030	Community Development	Computer Software	\$202,700
-- CR 5 - Weitzel to N Ladera Property	2025	Public Works	Roads and Utilities	\$0
R6 CR 5 & Kechter Road Signal	2025	Public Works	Roads and Utilities	\$750,000
R1 CR 5 Bridge and Widening	2025 - 2027	Public Works	Roads and Utilities	\$21,000,000
-- CR 5 Widening - Kechter to Weitzel	2025 - 2027	Public Works	Roads and Utilities	\$1,200,000
-- CR 5 Widening - South of Prospect	2025	Public Works	Roads and Utilities	\$0
-- Development Reimbursement	2025 - 2030	Public Works	Roads and Utilities	\$3,500,000
-- DJI Matrice 4T Drone	2026	Parks Administration	Other Equipment	\$11,500
-- Dodge 1500 with Liftgate	2026	Recreation	Vehicles and Wheeled Equipment	\$52,000
-- Downtown Stormwater Impv	2025 - 2029	Public Works	Stormwater	\$550,000

Capital Projects

Project No. / Project Name	Years	Departments	Type	Total
-- Engineering - New Vehicle	2025	Public Works	Vehicles and Wheeled Equipment	\$50,000
-- Engineering - New Vehicle 2	2029	Public Works	Vehicles and Wheeled Equipment	\$55,000
-- FLOCK Cameras	2025 - 2029	Public Safety	Other Equipment	\$60,350
-- Full Size utility Truck	2025	Parks Administration	Vehicles and Wheeled Equipment	\$90,000
-- Future 80 Acre Community Park	2025	Parks Administration	Parks and Recreation	\$0
P7 General Park Development	2025 - 2030	Parks Administration	Parks and Recreation	\$420,000
P5 General Trail Improvements	2025 - 2029	Parks Administration	Parks and Recreation	\$625,000
-- Heritage Park	2025	Parks Administration	Parks and Recreation	\$0
-- HRIS System	2025 - 2030	Human Resources	Computer Software	\$35,000
-- Hustler Mower 1 - 2028	2028	Parks Administration	Vehicles and Wheeled Equipment	\$20,000
-- Hustler Mower 1-2029	2029	Parks Administration	Vehicles and Wheeled Equipment	\$21,000
-- Hustler Mower 2 - 2028	2028	Parks Administration	Vehicles and Wheeled Equipment	\$20,000
-- Hustler Mower 2 - 2029	2029	Parks Administration	Vehicles and Wheeled Equipment	\$21,000
-- IdlCore	2025 - 2030	Public Safety	Computer Software	\$5,900
-- Kayak Kiosk	2026	Reservoir	Other Equipment	\$25,000
-- Kechter Road Widening	2025	Public Works	Roads and Utilities	\$0
-- Kern Street Extension	2025 - 2029	Public Works	Roads and Utilities	\$250,000
-- Kubota Tractor	2026	Parks Administration	Vehicles and Wheeled Equipment	\$85,000
-- Kubota UTV	2025	Parks Administration	Vehicles and Wheeled Equipment	\$90,000
R11 Main St - 5th St to Buss Grove	2025	Public Works	Roads and Utilities	\$0
R10 Main St - Old Town Rdwy Impv	2025 - 2029	Public Works	Roads and Utilities	\$650,000
R7 Neighborhood Traffic Calming Program	2025 - 2030	Public Works	Roads and Utilities	\$350,000
-- Network Infrastructure Upgrade at Town Hall	2025	Information Technology	Computers and Related Equipment	\$25,000
-- Open Space Aquisition	2026	Parks Administration	Parks and Recreation	\$0
-- Operations - Backup Generator	2030	Public Works	Vehicles and Wheeled Equipment	\$90,000
-- Operations - Box Blade	2026	Public Works	Other Equipment	\$15,000
-- Operations - Bucket Truck	2028	Public Works	Vehicles and Wheeled Equipment	\$400,000
-- Operations - Loader Scale	2025	Public Works	Other Equipment	\$20,000
-- Operations - Mower	2027	Public Works	Vehicles and Wheeled Equipment	\$30,000
-- Operations - Mower Attachment	2030	Public Works	Other Equipment	\$10,000
-- Operations - Mower Deck	2027	Public Works	Other Equipment	\$40,000
-- Operations - Mower Deck-2	2026	Public Works	Other Equipment	\$35,000
-- Operations - Pickup Truck	2025	Public Works	Vehicles and Wheeled Equipment	\$75,000

Capital Projects

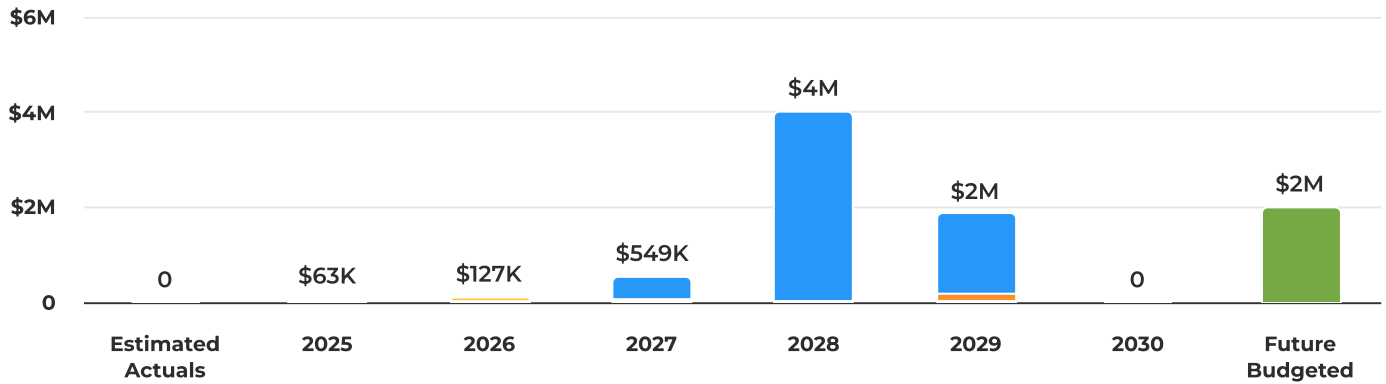
Project No. / Project Name	Years	Departments	Type	Total
-- Operations - Pickup Truck 1	2026 - 2027	Public Works	Vehicles and Wheeled Equipment	\$75,000
-- Operations - Pickup Truck 2	2028	Public Works	Vehicles and Wheeled Equipment	\$75,000
-- Operations - Radios	2026	Public Works	Other Equipment	\$30,000
-- Operations - Snow Plow	2026	Public Works	Vehicles and Wheeled Equipment	\$550,000
-- Operations - Speed Feedback Sign 1	2025	Public Works	Vehicles and Wheeled Equipment	\$26,000
-- Operations - Speed Feedback Sign 2	2027	Public Works	Vehicles and Wheeled Equipment	\$0
-- Operations - Tilt Trailer	2025	Public Works	Vehicles and Wheeled Equipment	\$15,000
-- Operations - Tractor	2025	Public Works	Vehicles and Wheeled Equipment	\$15,000
-- Operations - Tractor 2027	2027	Public Works	Vehicles and Wheeled Equipment	\$175,000
-- Operations - Utility Trailer	2025	Public Works	Vehicles and Wheeled Equipment	\$7,000
-- Operations - Vacuum Excavator	2025	Public Works	Vehicles and Wheeled Equipment	\$90,000
-- Operations - Variable Message Board - 2	2029	Public Works	Vehicles and Wheeled Equipment	\$80,000
-- Parks Maintenance Facility	2026	Parks Administration	Building and Facilities	\$0
-- Patrol Vehicle Replacement	2025 - 2030	Public Safety	Vehicles and Wheeled Equipment	\$2,695,000
-- Patrol Vehicles New Sworn	2026 - 2030	Public Safety	Vehicles and Wheeled Equipment	\$700,000
-- PC's for new Positions	2025 - 2030	Information Technology	Computers and Related Equipment	\$105,500
R8 Pedestrian Crossing Program	2025 - 2030	Public Works	Roads and Utilities	\$350,000
-- Police Department Network upgrade	2028	Information Technology	Computers and Related Equipment	\$40,000
P6 Poudre River Trail Connections	2025 - 2026	Parks Administration	Parks and Recreation	\$335,000
-- Regional Stormwater Impv	2025 - 2030	Public Works	Stormwater	\$350,000
-- Riverbend Park	2025	Parks Administration	Parks and Recreation	\$0
-- Rugged iPad/Tablet	2025 - 2030	Community Development	Computers and Related Equipment	\$3,000
-- Security Cameras at Timnath Community Park	2026	Parks Administration	Computers and Related Equipment	\$24,000
-- Security Upgrade at 4750 Signal Tree	2025 - 2026	Facilities	Building and Facilities	\$85,000
-- Security Upgrade at 4800 Goodman	2025 - 2026	Facilities	Building and Facilities	\$100,000
-- Server Room Upgrade at Town Hall	2025	Information Technology	Computers and Related Equipment	\$8,000
R4 Signal Upgrade Implementation	2025 - 2027	Public Works	Roads and Utilities	\$2,000,000
-- Street Light Acquisitions	2026 - 2027	Public Works	Roads and Utilities	\$750,000
-- Timnath Community Park	2026	Parks Administration	Parks and Recreation	\$150,000
R5 Timnath Parkway - 4th Street to Buss Grove	2027 - 2028	Public Works	Roads and Utilities	\$3,700,000

Capital Projects

Project No. / Project Name	Years	Departments	Type	Total
R3 Timnath Parkway - Buss Grove to Main St	2025 - 2026	Public Works	Roads and Utilities	\$7,000,000
-- Timnath Ranch Park (Peanut Park)	2026 - 2027	Parks Administration	Parks and Recreation	\$6,265,000
P1 Timnath Recreation Center	2025	Recreation	Parks and Recreation	\$0
P3 Timnath Reservoir Trail and Park	2025 - 2028	Reservoir	Parks and Recreation	\$3,410,000
-- Transportation Improvements	2025 - 2030	Public Works	Roads and Utilities	\$3,500,000
-- TROC Trail	2025 - 2026	Parks Administration	Parks and Recreation	\$0
-- Turf Tank robotic field liner	2026	Recreation	Other Equipment	\$25,000
-- Upgrade A/V at Police Department	2026 - 2029	Information Technology	Computers and Related Equipment	\$110,000
-- Upgrade meeting spaces for video conferencing	2025 - 2026	Information Technology	Computers and Related Equipment	\$40,000
-- Upgrade Town Hall Council Chambers A/V system	2025 - 2029	Information Technology	Computers and Related Equipment	\$233,752
-- VENTRAC Attachments	2025	Parks Administration	Other Equipment	\$28,000
-- Walker Mower 1 - 2027	2027	Parks Administration	Vehicles and Wheeled Equipment	\$30,000
-- Walker Mower 2 - 2027	2027	Parks Administration	Vehicles and Wheeled Equipment	\$30,000
P4 Water Rights and Non-Potable Water	2025 - 2027	Parks Administration	Parks and Recreation	\$1,549,116
-- Website Upgrade Project	2025 - 2030	Information Technology	Computer Software	\$165,000
P2 Wild Wing Park	2025 - 2029	Parks Administration	Parks and Recreation	\$4,160,000

Building and Facilities

FY25 - FY30 Building and Facilities Projects (including Current Year Estimates, Future Budgeted)



● 4750 Signal Tree - Building Expansion	\$6,200,000	71.80%
● Parks Maintenance Facility	\$2,000,000	23.16%
● 4750 Signal Tree	\$154,000	1.78%
● Security Upgrade at 4800 Goodman	\$100,000	1.16%
● Security Upgrade at 4750 Signal Tree	\$85,000	0.98%
● 4800 Goodman	\$81,000	0.94%
● 5601 E. Harmony	\$15,000	0.17%

Summary of Requests

Project No. / Category	Estimated Actuals	FY2025	FY2026	FY2027	FY2028	FY2029	FY2030	Future Budgeted
B1 4750 Signal Tree - Building Expansion	\$0	\$0	\$0	\$500,000	\$4,000,000	\$1,700,000	\$0	\$0
-- Parks Maintenance Facility	\$0	\$0	\$0	\$0	\$0	\$0	\$0	\$2,000,000
-- 4750 Signal Tree	\$0	\$0	\$0	\$14,000	\$0	\$140,000	\$0	\$0
-- Security Upgrade at 4800 Goodman	\$0	\$60,000	\$40,000	\$0	\$0	\$0	\$0	\$0
-- Security Upgrade at 4750 Signal Tree	\$0	\$3,167	\$81,833	\$0	\$0	\$0	\$0	\$0
B2 4800 Goodman	\$0	\$0	\$5,000	\$35,000	\$6,000	\$35,000	\$0	\$0
-- 5601 E. Harmony	\$0	\$0	\$0	\$0	\$15,000	\$0	\$0	\$0
Total Summary of Requests	\$0	\$63,167	\$126,833	\$549,000	\$4,021,000	\$1,875,000	\$0	\$2,000,000

Project No. / Category
(continued from above)

		Total
B1	4750 Signal Tree - Building Expansion	\$6,200,000
--	Parks Maintenance Facility	\$2,000,000
--	4750 Signal Tree	\$154,000
--	Security Upgrade at 4800 Goodman	\$100,000
--	Security Upgrade at 4750 Signal Tree	\$85,000
B2	4800 Goodman	\$81,000
--	5601 E. Harmony	\$15,000
Total Summary of Requests		\$8,635,000

4750 Signal Tree

Overview

Request Owner	Earl Smith, Senior Civil Engineer
Department	Facilities
Type	Capital Improvement
Strategic Plan Goal	Infrastructure

Project Location



Description

The building improvement project at 4750 Signal Tree Drive encompasses planned enhancements to maintain and upgrade the facility, ensuring it continues to meet the needs of the community. The project includes parking lot maintenance anticipated for 2027 and interior finish upgrades along with irrigation system upgrades planned for 2029.

Details

Type of Project: Refurbishment

Strategic Plan Goal or Action: N/A

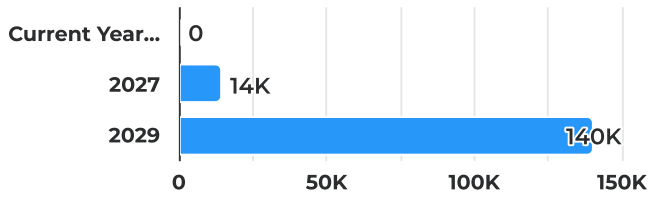
Capital Cost

FY2025 Budget
\$0


Total Budget (all years)
\$154K

Project Total
\$154K

FY2027 - FY2029 Capital Cost Breakdown



Capital Cost for Budgeted Years



● Repairs/Improvements **\$154,000** 100.00%

● Repairs/Improvements **\$154,000** 100.00%

Detailed Breakdown

Category	Estimated Actuals	FY2027 <i>In Progress</i>	FY2029 <i>In Progress</i>	Total
Repairs/Improvements	\$0	\$14,000	\$140,000	\$154,000
Total	\$0	\$14,000	\$140,000	\$154,000

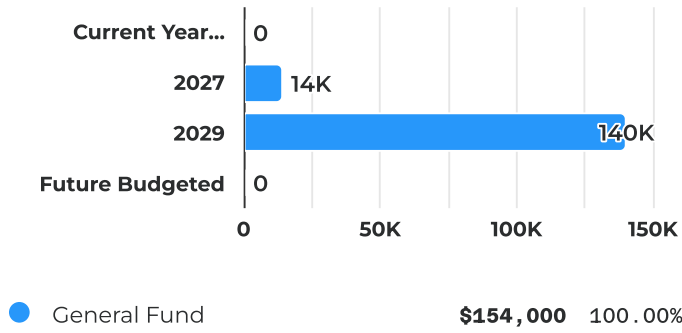
Funding Sources

FY2025 Budget
\$0


Total Budget (all years)
\$154K

Project Total
\$154K

FY2027 - Future Funding Sources Breakdown



Funding Sources for Budgeted Years



Detailed Breakdown

Category	Estimated Actuals	FY2027 <i>In Progress</i>	FY2029 <i>In Progress</i>	Future Budgeted	Total
General Fund	\$0	\$14,000	\$140,000	\$0	\$154,000
Total	\$0	\$14,000	\$140,000	\$0	\$154,000

Operational Costs

FY2025 Budget

\$0

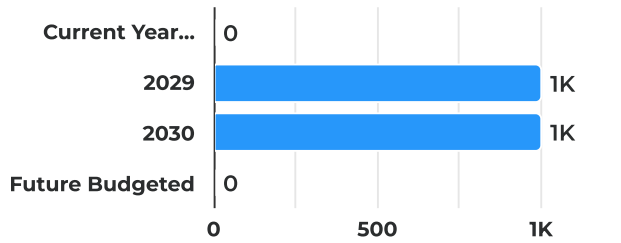
Total Budget (all years)

\$2K

Project Total


\$2K

FY2029 - Future Operational Costs Breakdown



● General Maintenance **\$2,000** 100.00%

Operational Costs for Budgeted Years



● General Maintenance **\$2,000** 100.00%

Detailed Breakdown

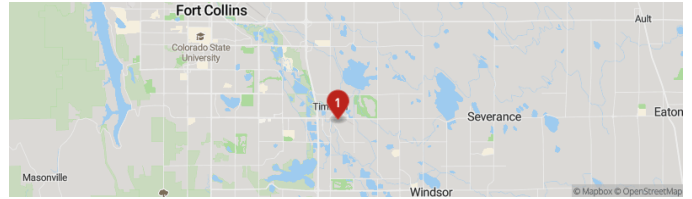
Category	Estimated Actuals	FY2029 <i>In Progress</i>	FY2030 <i>In Progress</i>	Future Budgeted	Total
General Maintenance	\$0	\$1,000	\$1,000	\$0	\$2,000
Total	\$0	\$1,000	\$1,000	\$0	\$2,000

4750 Signal Tree - Building Expansion

Overview

Request Owner	Earl Smith, Senior Civil Engineer
Department	Facilities
Type	Capital Improvement
Project Number	B1
Strategic Plan Goal	Infrastructure
Estimated Start Date	01/1/2025
Estimated Completion Date	12/31/2025

Project Location



Description

The 4750 Signal Tree Building Expansion project involves modifying the existing building based on recommendations identified in the Facilities Master Plan. The expansion aims to enhance the building's capacity and functionality to better serve the Town's operational needs and future growth. This request is for design of the building expansion.

- **Increased Capacity:** Expanding the building will provide additional space to accommodate growing staff and operational needs, ensuring the Town can continue to deliver services effectively.
- **Improved Functionality:** The expansion will optimize the building's layout and infrastructure, improving workflow and operational efficiency.
- **Alignment with Long-Term Planning:** This project aligns with the Facilities Master Plan recommendations, ensuring that the Town's infrastructure supports future growth and evolving needs.
- **Enhanced Community Services:** The expanded building will support improved service delivery, benefiting both staff and the community.

Details

Type of Project: New Construction

Strategic Plan Goal or Action: N/A

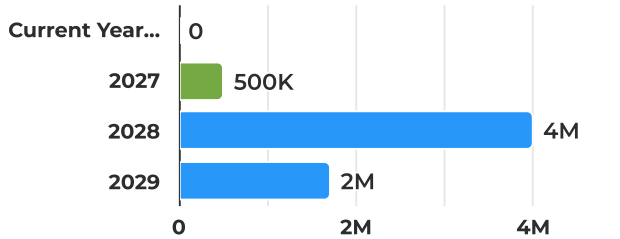
Capital Cost

FY2025 Budget
\$0

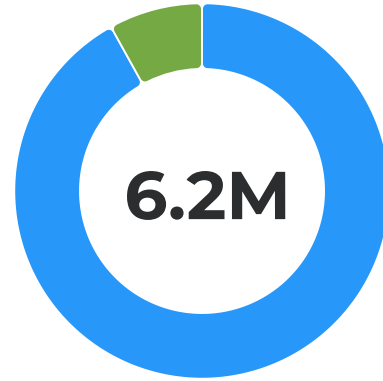
Total Budget (all years)
\$6.2M

Project Total
\$6.2M

FY2027 - FY2029 Capital Cost Breakdown



Capital Cost for Budgeted Years



- Construction/Maintenance **\$5,700,000** 91.94%
- Engineering **\$500,000** 8.06%

- Construction/Maintenance **\$5,700,000** 91.94%
- Engineering **\$500,000** 8.06%

Detailed Breakdown

Category	Estimated Actuals	FY2027 <i>In Progress</i>	FY2028 <i>In Progress</i>	FY2029 <i>In Progress</i>	Total
Construction/Maintenance	\$0	\$0	\$4,000,000	\$1,700,000	\$5,700,000
Engineering	\$0	\$500,000	\$0	\$0	\$500,000
Total	\$0	\$500,000	\$4,000,000	\$1,700,000	\$6,200,000

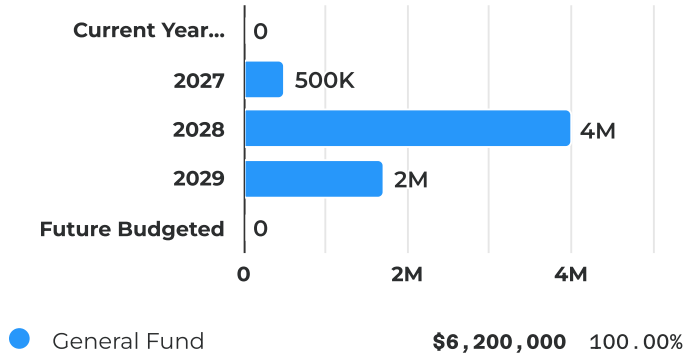
Funding Sources

FY2025 Budget
\$0

Total Budget (all years)
\$6.2M

Project Total
\$6.2M

FY2027 - Future Funding Sources Breakdown



Funding Sources for Budgeted Years



Detailed Breakdown

Category	Estimated Actuals	FY2027 <i>In Progress</i>	FY2028 <i>In Progress</i>	FY2029 <i>In Progress</i>	Future Budgeted	Total
General Fund	\$0	\$500,000	\$4,000,000	\$1,700,000	\$0	\$6,200,000
Total	\$0	\$500,000	\$4,000,000	\$1,700,000	\$0	\$6,200,000

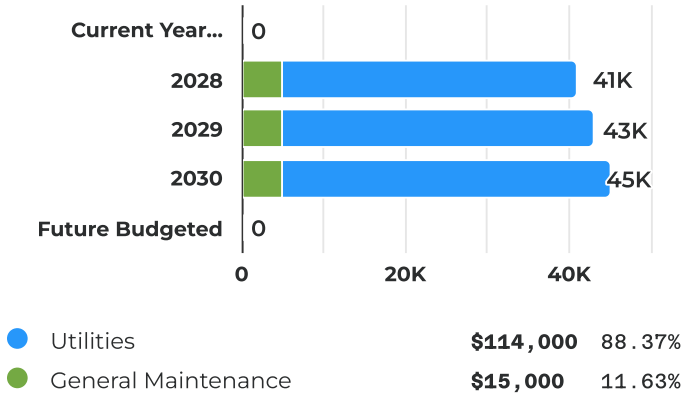
Operational Costs

FY2025 Budget
\$0

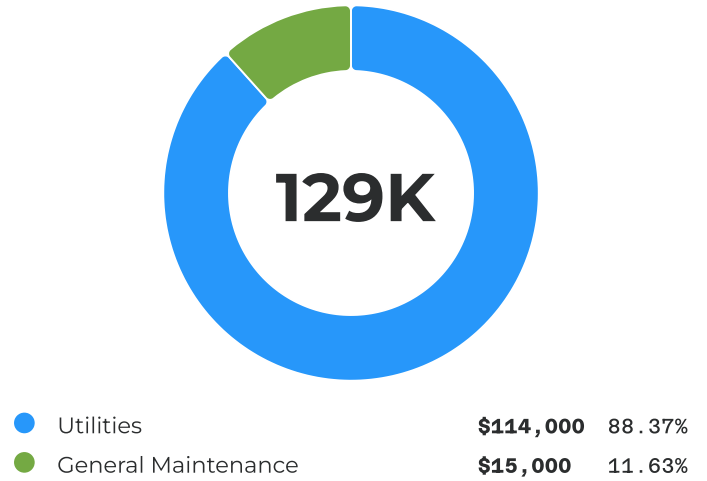
Total Budget (all years)
\$129K

Project Total
\$129K

FY2028 - Future Operational Costs Breakdown



Operational Costs for Budgeted Years



Detailed Breakdown

Category	Estimated Actuals	FY2028 <i>In Progress</i>	FY2029 <i>In Progress</i>	FY2030 <i>In Progress</i>	Future Budgeted	Total
Utilities	\$0	\$36,000	\$38,000	\$40,000	\$0	\$114,000
General Maintenance	\$0	\$5,000	\$5,000	\$5,000	\$0	\$15,000
Total	\$0	\$41,000	\$43,000	\$45,000	\$0	\$129,000

4800 Goodman

Overview

Request Owner	Earl Smith, Senior Civil Engineer
Department	Facilities
Type	Capital Improvement
Project Number	B2
Strategic Plan Goal	Infrastructure
Estimated Start Date	01/1/2026
Estimated Completion Date	12/31/2029

Project Location



Description

The building improvement project at 4800 Goodman Drive includes a series of anticipated enhancements to maintain and upgrade the facility, ensuring it continues to meet the needs of the Town. The anticipated improvements include parking lot maintenance (2026), interior finish upgrades, HVAC replacement, and fuel dispensing system replacement (2027), AED replacement and irrigation system upgrades (2028), HVAC replacement (2029).

Details

Type of Project: Refurbishment

Strategic Plan Goal or Action: N/A

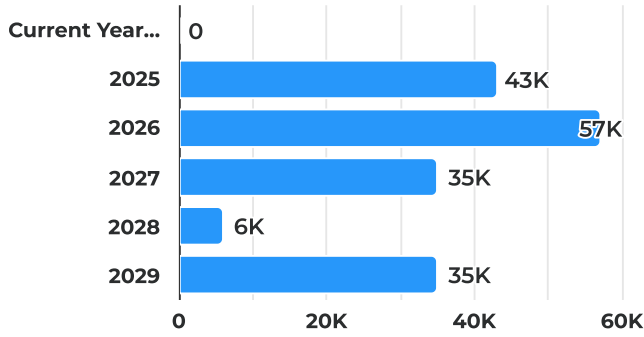
Capital Cost

FY2025 Budget
\$43K


Total Budget (all years)
\$176K

Project Total
\$176K

FY2025 - FY2029 Capital Cost Breakdown



Capital Cost for Budgeted Years



● Repairs/Improvements **\$176,000** 100.00%

● Repairs/Improvements **\$176,000** 100.00%

Detailed Breakdown

Category	Estimated Actuals	FY2025 <i>In Progress</i>	FY2026 <i>In Progress</i>	FY2027 <i>In Progress</i>	FY2028 <i>In Progress</i>	FY2029 <i>In Progress</i>	Total
Repairs/Improvements	\$0	\$43,040	\$56,960	\$35,000	\$6,000	\$35,000	\$176,000
Total	\$0	\$43,040	\$56,960	\$35,000	\$6,000	\$35,000	\$176,000

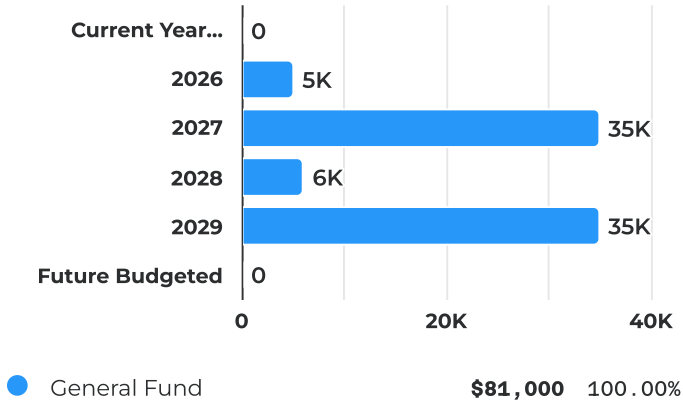
Funding Sources

FY2025 Budget
\$0

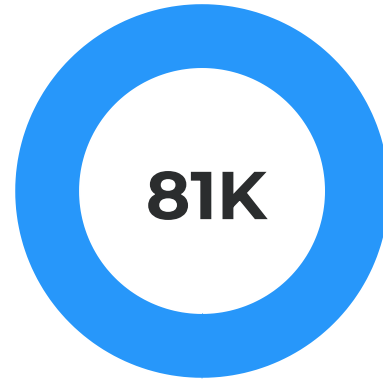
Total Budget (all years)
\$81K

Project Total
\$81K

FY2026 - Future Funding Sources Breakdown



Funding Sources for Budgeted Years



Detailed Breakdown

Category	Estimated Actuals	FY2026 In Progress	FY2027 In Progress	FY2028 In Progress	FY2029 In Progress	Future Budgeted	Total
General Fund	\$0	\$5,000	\$35,000	\$6,000	\$35,000	\$0	\$81,000
Total	\$0	\$5,000	\$35,000	\$6,000	\$35,000	\$0	\$81,000

Operational Costs

FY2025 Budget

\$0

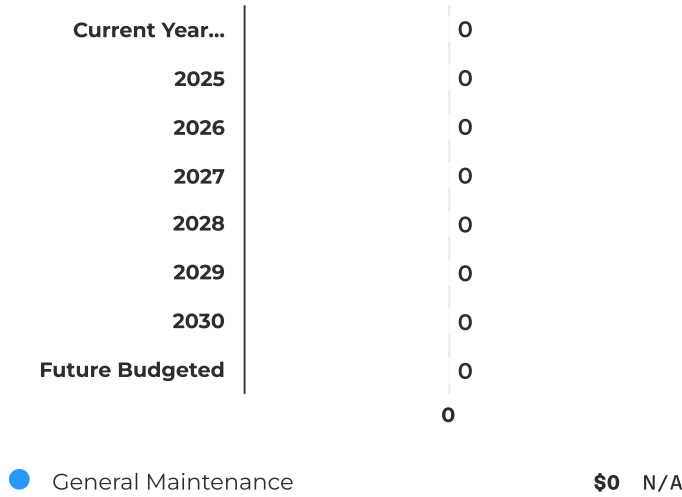
Total Budget (all years)

\$0

Project Total

\$0

FY2025 - Future Operational Costs Breakdown



Operational Costs for Budgeted Years



Detailed Breakdown

Category	Estimated Actuals	FY2025 In Progress	FY2026 In Progress	FY2027 In Progress	FY2028 In Progress	FY2029 In Progress	FY2030 In Progress	Future Budgeted	Total
General Maintenance	\$0	\$0	\$0	\$0	\$0	\$0	\$0	\$0	\$0
Total	\$0	\$0	\$0	\$0	\$0	\$0	\$0	\$0	\$0

5601 E. Harmony

Overview

Request Owner	Earl Smith, Senior Civil Engineer
Department	Facilities
Type	Capital Improvement
Strategic Plan Goal	Infrastructure

Project Location



Description

Parking lot maintenance

Details

Type of Project: Refurbishment

Strategic Plan Goal or Action: N/A

Capital Cost

FY2025 Budget

\$0

Total Budget (all years)

\$15K

Project Total

\$15K

Detailed Breakdown

Category	Estimated Actuals	FY2028 <i>In Progress</i>	Total
Repairs/Improvements	\$0	\$15,000	\$15,000
Total	\$0	\$15,000	\$15,000

Funding Sources

FY2025 Budget

\$0

Total Budget (all years)

\$15K

Project Total

\$15K

Detailed Breakdown

Category	Estimated Actuals	FY2028 <i>In Progress</i>	Future Budgeted	Total
General Fund	\$0	\$15,000	\$0	\$15,000
Total	\$0	\$15,000	\$0	\$15,000

Operational Costs

FY2025 Budget

\$0

Total Budget (all years)

\$0

Project Total

\$0

Detailed Breakdown

Category	Estimated Actuals	FY2028 <i>In Progress</i>	Future Budgeted	Total
General Maintenance	\$0	\$0	\$0	\$0
Total	\$0	\$0	\$0	\$0

Parks Maintenance Facility

Overview

Request Owner	Tom Casal, Parks and Recreation Director
Department	Parks Administration
Type	Capital Improvement
Strategic Plan Goal	High Performing Government
Estimated Start Date	07/7/2031
Estimated Completion Date	07/21/2032

Project Location



Description

As part of the 2024 Facilities Master Plan, a Parks Maintenance Facility will be needed

Details

Type of Project: New Construction

Strategic Plan Goal or Action: Continue to develop parks near our existing and new population centers

Capital Cost

FY2025 Budget	Total Budget (all years)	Project Total
\$0	\$0	\$0

Detailed Breakdown

Category	Estimated Actuals	FY2025 <i>In Progress</i>	Total
Construction/Maintenance	\$0	\$0	\$0
Total	\$0	\$0	\$0

Funding Sources

FY2025 Budget
\$0

Total Budget (all years)
\$0

Project Total
\$2M

Detailed Breakdown

Category	Estimated Actuals	FY2026 <i>In Progress</i>	Future Budgeted	Total
General Fund	\$0	\$0	\$2,000,000	\$2,000,000
Total	\$0	\$0	\$2,000,000	\$2,000,000

Operational Costs

FY2025 Budget
\$0

Total Budget (all years)
\$0

Project Total
\$0

Detailed Breakdown

Category	Estimated Actuals	FY2025 <i>In Progress</i>	Future Budgeted	Total
General Maintenance	\$0	\$0	\$0	\$0
Total	\$0	\$0	\$0	\$0

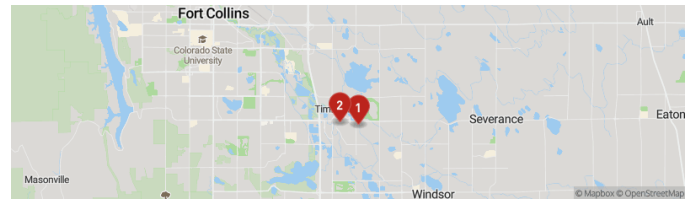
Security Upgrade at 4750 Signal Tree

Overview

Request Owner	George Sandez, Senior Network and System Support Administrator
Department	Facilities
Type	Capital Improvement
Strategic Plan Goal	Infrastructure
Estimated Start Date	03/1/2025
Estimated Completion Date	04/1/2025

Project Location

4750 Signal Tree Drive



Description

This is a request fund security upgrades at 4750 Signal Tree (Town Hall). This project work includes security cameras, door sensors, building alarm, and access control. Additionally, this would allow remote management of these systems to allow for weekend access for the public or for community meetings after hours. Finally, this system would also provide lockdown capability in the event of an emergency. Attached are sample quotes of what this work could cost, based on the 4800 Goodman project.

The current security server at town hall is end of life and needs to be replaced. The system selected for this location would be the same platform that we will have at 4800 Goodman, allowing both sites to be aligned with access cards, building access, and management.

Details

Type of Project: Other

Strategic Plan Goal or Action: n/a

Supplemental Attachments

 [Timnath Admin Building - Alta GATE Video.Access Control Quote Updated 7.8.24.pdf](#)

 [Sample bid from Radio Resource \(vendor\)](#)

 [Timnath Admin Building - Alta GATE Video.Access Control Quote Updated 7.8.24.pdf](#)

Capital Cost

FY2025 Budget
\$3.17K

Total Budget (all years)
\$85K

Project Total
\$85K

Detailed Breakdown

Category	Estimated Actuals	FY2025 <i>In Progress</i>	FY2026 <i>In Progress</i>	Total
Furniture and Fixtures	\$0	\$3,167	\$81,833	\$85,000
Total	\$0	\$3,167	\$81,833	\$85,000

Funding Sources

FY2025 Budget
\$3.17K

Total Budget (all years)
\$85K

Project Total
\$85K

Detailed Breakdown

Category	Estimated Actuals	FY2025 <i>In Progress</i>	FY2026 <i>In Progress</i>	Future Budgeted	Total
General Fund	\$0	\$3,167	\$81,833	\$0	\$85,000
Total	\$0	\$3,167	\$81,833	\$0	\$85,000

Operational Costs

FY2025 Budget
\$0

Total Budget (all years)
\$15K

Project Total
\$20K

Detailed Breakdown

Category	Estimated Actuals	FY2027 <i>In Progress</i>	FY2028 <i>In Progress</i>	FY2029 <i>In Progress</i>	Future Budgeted	Total
General Maintenance	\$0	\$5,000	\$5,000	\$5,000	\$5,000	\$20,000
Total	\$0	\$5,000	\$5,000	\$5,000	\$5,000	\$20,000

Security Upgrade at 4800 Goodman

Overview

Request Owner	George Sandez, Senior Network and System Support Administrator
Department	Facilities
Type	Capital Improvement
Strategic Plan Goal	Infrastructure

Project Location



Description

This is a request to fund security upgrades at 4800 Goodman. This project work includes security cameras, door sensors, building alarm, and access control. Additionally, this would also integrate the two existing motorized gates into the building systems to allow controlled access into the yards (instead of leaving the gates open during business hours).

Details

Type of Project: Other

Strategic Plan Goal or Action: n/a

Supplemental Attachments

-  [Timnath Admin Building - Alta GATE Video.Access Control Quote Updated 7.8.24.pdf](#)
-  [Timnath Admin Building - Alta GATE Video.Access Control Quote Updated 7.8.24.pdf](#)
-  [Sample bid from Radio Resource \(vendor\)](#)

Capital Cost

FY2025 Budget	Total Budget (all years)	Project Total
\$47.7K	\$100K	\$100K

Detailed Breakdown

Category	Estimated Actuals	FY2025 <i>In Progress</i>	FY2026 <i>In Progress</i>	Total
Furniture and Fixtures	\$0	\$47,650	\$52,350	\$100,000
Total	\$0	\$47,650	\$52,350	\$100,000

Funding Sources

FY2025 Budget
\$60K

Total Budget (all years)
\$100K

Project Total
\$100K

Detailed Breakdown

Category	Estimated Actuals	FY2025 <i>In Progress</i>	FY2026 <i>In Progress</i>	Future Budgeted	Total
General Fund	\$0	\$60,000	\$40,000	\$0	\$100,000
Total	\$0	\$60,000	\$40,000	\$0	\$100,000

Operational Costs

FY2025 Budget
\$0

Total Budget (all years)
\$15K

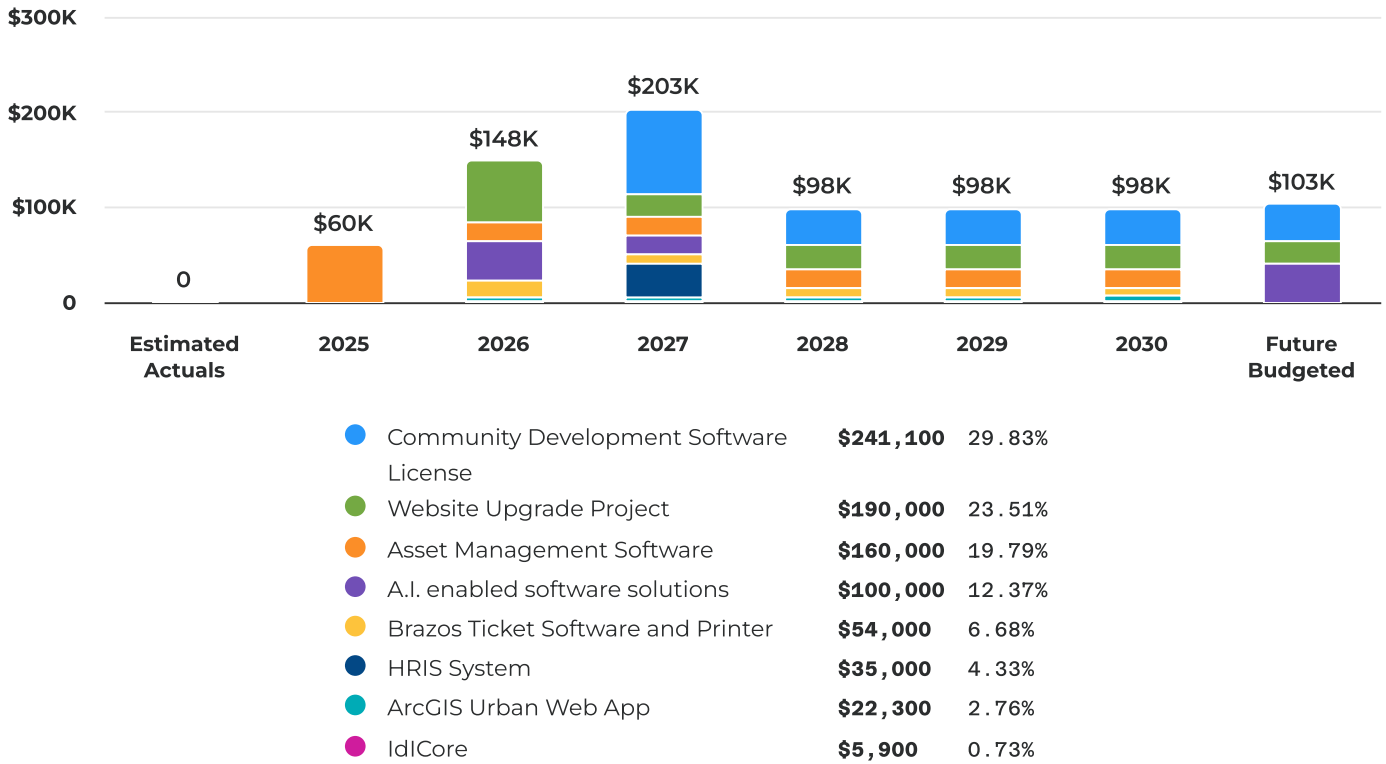
Project Total
\$20K

Detailed Breakdown

Category	Estimated Actuals	FY2027 <i>In Progress</i>	FY2028 <i>In Progress</i>	FY2029 <i>In Progress</i>	Future Budgeted	Total
General Maintenance	\$0	\$5,000	\$5,000	\$5,000	\$5,000	\$20,000
Total	\$0	\$5,000	\$5,000	\$5,000	\$5,000	\$20,000

Computer Software

FY25 - FY30 Computer Software Projects (including Current Year Estimates, Future Budgeted)



Summary of Requests

Category	Estimated Actuals	FY2025	FY2026	FY2027	FY2028	FY2029	FY2030	Future Budgeted	Total
Community Development Software License	\$0	\$0	\$0	\$88,100	\$38,100	\$38,200	\$38,300	\$38,400	\$241,100
Website Upgrade Project	\$0	\$0	\$65,000	\$25,000	\$25,000	\$25,000	\$25,000	\$25,000	\$190,000
Asset Management Software	\$0	\$60,000	\$20,000	\$20,000	\$20,000	\$20,000	\$20,000	\$0	\$160,000
A.I. enabled software solutions	\$0	\$0	\$40,000	\$20,000	\$0	\$0	\$0	\$40,000	\$100,000
Brazos Ticket Software and Printer	\$0	\$0	\$18,000	\$9,000	\$9,000	\$9,000	\$9,000	\$0	\$54,000
HRIS System	\$0	\$0	\$0	\$35,000	\$0	\$0	\$0	\$0	\$35,000
ArcGIS Urban Web App	\$0	\$0	\$4,200	\$4,300	\$4,400	\$4,600	\$4,800	\$0	\$22,300
IdlCore	\$0	\$0	\$1,100	\$1,100	\$1,200	\$1,200	\$1,300	\$0	\$5,900
Total Summary of Requests	\$0	\$60,000	\$148,300	\$202,500	\$97,700	\$98,000	\$98,400	\$103,400	\$808,300

A.I. enabled software solutions

Overview

Request Owner	George Sandez, Senior Network and System Support Administrator
Department	Information Technology
Type	Capital Equipment
Project Type	Computer Software
Strategic Plan Goal	High Performing Government

Description

This will be used for NEW software that utilizes A.I.

Examples include:

Placer.ai - software platform that allows for location data for events (parks), commuting and traffic (public works), and consumer habits (community development).

Citibot - software that uses AI to allow citizens to contact and connect with the town through a chatbot on the website, text messaging, and voice. Inquiries would be intelligently routed to staff members.

CoPilot/ChatGPT/Perplexity - LLM AI that staff can use to research, summarize, and create content.

Details

New Purchase or Replacement: New

Strategic Plan Goal or Action: Efficient, Effective, and Responsive Services

Capital Cost

FY2025 Budget	Total Budget (all years)	Project Total
\$0	\$60K	\$60K

Detailed Breakdown

Category	Estimated Actuals	FY2026 <i>In Progress</i>	FY2027 <i>In Progress</i>	Total
Software	\$0	\$40,000	\$20,000	\$60,000
Total	\$0	\$40,000	\$20,000	\$60,000

Funding Sources

FY2025 Budget

\$0

Total Budget (all years)

\$60K

Project Total

\$100K

Detailed Breakdown

Category	Estimated Actuals	FY2026 <i>In Progress</i>	FY2027 <i>In Progress</i>	Future Budgeted	Total
General Fund	\$0	\$40,000	\$20,000	\$40,000	\$100,000
Total	\$0	\$40,000	\$20,000	\$40,000	\$100,000

ArcGIS Urban Web App

Overview

Request Owner	Scott Robinson, Community Development Director
Department	Community Development
Type	Capital Equipment
Project Type	Computer Software
Strategic Plan Goal	Responsible Community Growth, Fiscal Responsibility

Description

Urban Web App: Basic Urban \$4200 per year,

- Tool for planning projections and 3d visualization (ie. model jobs and population added with new developments)
- Available in two levels, Basic Urban or Urban Suite with City Engine
- Require 3D data to produce building masses, City Engine allows video-game-esque rendering
- Basic Urban \$3800, attached to a desktop license

Details

New Purchase or Replacement: Upgrade

Strategic Plan Goal or Action: Create a comprehensive CIP, market town-owned properties, and Harmony corridor standards. This GIS tool can provide a means to spatially illustrate growth projections with new development proposals.

Capital Cost

FY2025 Budget

\$0

Total Budget (all years)

\$4.2K

Project Total

\$4.2K

Detailed Breakdown

Category	Estimated Actuals	FY2025 In Progress	FY2026 In Progress	FY2027 In Progress	FY2028 In Progress	FY2029 In Progress	Total
Software	\$0	\$0	\$4,200	\$0	\$0	\$0	\$4,200
Total	\$0	\$0	\$4,200	\$0	\$0	\$0	\$4,200

Funding Sources

FY2025 Budget

\$0

Total Budget (all years)

\$22.3K

Project Total

\$22.3K

Detailed Breakdown

Category	Estimated Actuals	FY2025 <i>In Progress</i>	FY2026 <i>In Progress</i>	FY2027 <i>In Progress</i>	FY2028 <i>In Progress</i>	FY2029 <i>In Progress</i>	FY2030 <i>In Progress</i>	Future Budgeted	Total
General Fund	\$0	\$0	\$4,200	\$4,300	\$4,400	\$4,600	\$4,800	\$0	\$22,300
Total	\$0	\$0	\$4,200	\$4,300	\$4,400	\$4,600	\$4,800	\$0	\$22,300

Asset Management Software

Overview

Request Owner	Justin Stone, Public Works Director
Department	Public Works
Type	Capital Equipment
Project Type	Computer Software
Strategic Plan Goal	Responsible Community Growth, Fiscal Responsibility, Infrastructure, High Performing Government

Description

This request is for asset management software to support inventory, data collection, inspections, and data management. The software will be used by Parks, Public Works, and Facilities to maintain an asset registry, assess asset values, map and locate assets using existing GIS data or a spatially enabled mapping application, keep historical records including treatment histories and ratings, and extend asset life by scheduling preventative and routine maintenance. 2025 includes \$60k in implementation and consulting costs to build out GIS framework for the Town and possibly collaborate with the County.

Details

New Purchase or Replacement: New

Strategic Plan Goal or Action: Provide responsible management of the Town's assets

Capital Cost

FY2025 Budget

\$0

Total Budget (all years)

\$140K

Project Total

\$140K

Detailed Breakdown

Category	Estimated Actuals	FY2025 In Progress	FY2026 In Progress	FY2027 In Progress	FY2028 In Progress	FY2029 In Progress	FY2030 In Progress	Total
Software	\$0	\$0	\$60,000	\$20,000	\$20,000	\$20,000	\$20,000	\$140,000
Total	\$0	\$0	\$60,000	\$20,000	\$20,000	\$20,000	\$20,000	\$140,000

Funding Sources

FY2025 Budget

\$60K

Total Budget (all years)

\$160K

Project Total

\$160K

Detailed Breakdown

Category	Estimated Actuals	FY2025 <i>In Progress</i>	FY2026 <i>In Progress</i>	FY2027 <i>In Progress</i>	FY2028 <i>In Progress</i>	FY2029 <i>In Progress</i>	FY2030 <i>In Progress</i>	Future Budgeted	Total
General Fund	\$0	\$60,000	\$20,000	\$20,000	\$20,000	\$20,000	\$20,000	\$0	\$160,000
Total	\$0	\$60,000	\$20,000	\$20,000	\$20,000	\$20,000	\$20,000	\$0	\$160,000

Brazos Ticket Software and Printer

Overview

Request Owner	Michael Rarity, Police Sergeant
Department	Public Safety
Type	Capital Equipment
Project Type	Computer Software
Strategic Plan Goal	Healthy Community and Safety

Description

Brazos citations

Details

Strategic Plan Goal or Action: N/A

Capital Cost

FY2025 Budget	Total Budget (all years)	Project Total
\$0	\$54K	\$54K

Detailed Breakdown

Category	Estimated Actuals	FY2026 In Progress	FY2027 In Progress	FY2028 In Progress	FY2029 In Progress	FY2030 In Progress	Total
Software	\$0	\$18,000	\$9,000	\$9,000	\$9,000	\$9,000	\$54,000
Total	\$0	\$18,000	\$9,000	\$9,000	\$9,000	\$9,000	\$54,000

Funding Sources

FY2025 Budget	Total Budget (all years)	Project Total
\$0	\$54K	\$54K

Detailed Breakdown

Category	Estimated Actuals	FY2026 In Progress	FY2027 In Progress	FY2028 In Progress	FY2029 In Progress	FY2030 In Progress	Future Budgeted	Total
General Fund	\$0	\$18,000	\$9,000	\$9,000	\$9,000	\$9,000	\$0	\$54,000
Total	\$0	\$18,000	\$9,000	\$9,000	\$9,000	\$9,000	\$0	\$54,000

Community Development Software License

Overview

Request Owner	Scott Robinson, Community Development Director
Department	Community Development
Type	Capital Equipment
Project Type	Computer Software
Strategic Plan Goal	High Performing Government

Description

Town currently has one license with Accela for community development software. Staff is currently managing applications manually as we evaluate the Accela platform and others. Community Development software enables 24/7/365 access by residents and applicants. Residents can find out the status of any development petition and other information about a land development proposal. Applicants can submit and respond to development applications (annexation, zoning, comprehensive plan amendment, subdivision, site plan, sign, etc.). It also allows for various performance metrics and dashboards so staff can better manage development applications. It can integrate with GIS and financial systems which also improves coordination with accounts receivable for various payments on applications. The per-user license is approximately \$8000/year. There may be an initial implementation workflow for 2026. Looking to purchase 5 annual licenses within the Community Development Department.

Details

New Purchase or Replacement: Replacement

Strategic Plan Goal or Action: A tool for meaningful civic engagement and for efficient, effective and responsive services.

Capital Cost

FY2025 Budget	Total Budget (all years)	Project Total
\$7.6K	\$256K	\$256K

Detailed Breakdown

Category	Estimated Actuals	FY2025 In Progress	FY2026 In Progress	FY2027 In Progress	FY2028 In Progress	FY2029 In Progress	FY2030 In Progress	Total
Software	\$0	\$7,600	\$45,700	\$38,100	\$38,100	\$38,200	\$38,300	\$206,000
Installation	\$0	\$0	\$50,000	\$0	\$0	\$0	\$0	\$50,000
Total	\$0	\$7,600	\$95,700	\$38,100	\$38,100	\$38,200	\$38,300	\$256,000

Funding Sources

FY2025 Budget

\$0

Total Budget (all years)

\$203K

Project Total

\$241K

Detailed Breakdown

Category	Estimated Actuals	FY2027 <i>In Progress</i>	FY2028 <i>In Progress</i>	FY2029 <i>In Progress</i>	FY2030 <i>In Progress</i>	Future Budgeted	Total
General Fund	\$0	\$88,100	\$38,100	\$38,200	\$38,300	\$38,400	\$241,100
Total	\$0	\$88,100	\$38,100	\$38,200	\$38,300	\$38,400	\$241,100

HRIS System

Overview

Request Owner	Hope Bernstein, Human Resources Generalist
Department	Human Resources
Type	Capital Equipment
Project Type	Computer Software
Strategic Plan Goal	High Performing Government

Description

Human Resources Information System (HRIS) will support and streamline HR operations. As our HR department currently operates with only 1.5 full-time equivalents (FTEs), implementing an HRIS will significantly enhance productivity, accuracy, compliance, and employee experience, allowing us to manage core HR functions more efficiently and strategically.

With limited staff capacity, many HR tasks are currently performed manually or across disconnected systems (e.g., Excel sheets, emails, PDFs). This leads to inefficiencies, increased risk of error, and time-intensive administrative work that detracts from more strategic responsibilities such as recruitment, retention, compliance, and employee engagement.

Some of the benefits of implementing an HRIS system include:

- Reduces data entry time and human errors
- Frees up HR staff to focus on high-impact initiatives
- Consolidates personnel files, job descriptions, benefits, and training records in a secure, searchable platform
- Ensures better data integrity and easier compliance audits
- Maintains audit-ready records for labor law and other compliance requirements
- Generates accurate, timely reports on headcount, turnover, demographics, etc.
- Prepares the HR function for future growth without needing to proportionally increase headcount
- Supports remote/hybrid work with digital document workflows and e-signatures

Implementing an HRIS would alleviate the operational burden on our 1.5-person HR team and enable us to deliver a more professional, responsive, and strategic HR service to the organization.

Details

New Purchase or Replacement: New

Strategic Plan Goal or Action: NA

Capital Cost

FY2025 Budget
\$0

Total Budget (all years)
\$35K

Project Total
\$35K

Detailed Breakdown

Category	Estimated Actuals	FY2025 In Progress	FY2026 In Progress	FY2027 In Progress	FY2028 In Progress	FY2029 In Progress	FY2030 In Progress	Total
Software	\$0	\$0	\$0	\$35,000	\$0	\$0	\$0	\$35,000
Total	\$0	\$0	\$0	\$35,000	\$0	\$0	\$0	\$35,000

Funding Sources

FY2025 Budget
\$0

Total Budget (all years)
\$35K

Project Total
\$35K

Detailed Breakdown

Category	Estimated Actuals	FY2025 In Progress	FY2026 In Progress	FY2027 In Progress	FY2028 In Progress	FY2029 In Progress	FY2030 In Progress	Future Budgeted	Total
General Fund	\$0	\$0	\$0	\$35,000	\$0	\$0	\$0	\$0	\$35,000
Total	\$0	\$0	\$0	\$35,000	\$0	\$0	\$0	\$0	\$35,000

IdlCore

Overview

Request Owner	Michael Rarity, Police Sergeant
Department	Public Safety
Type	Capital Equipment
Project Type	Computer Software
Strategic Plan Goal	Healthy Community and Safety

Description

This software allows officers to run an in-depth search of suspects that we deal with. It is also a tool for the agency detective to use for his investigation on cases.

Details

New Purchase or Replacement: New

Strategic Plan Goal or Action: N/A

Capital Cost

FY2025 Budget	Total Budget (all years)	Project Total
\$0	\$5.9K	\$5.9K

Detailed Breakdown

Category	Estimated Actuals	FY2025 In Progress	FY2026 In Progress	FY2027 In Progress	FY2028 In Progress	FY2029 In Progress	FY2030 In Progress	Total
Software	\$0	\$0	\$1,100	\$1,100	\$1,200	\$1,200	\$1,300	\$5,900
Total	\$0	\$0	\$1,100	\$1,100	\$1,200	\$1,200	\$1,300	\$5,900

Funding Sources

FY2025 Budget	Total Budget (all years)	Project Total
\$0	\$5.9K	\$5.9K

Detailed Breakdown

Category	Estimated Actuals	FY2025 In Progress	FY2026 In Progress	FY2027 In Progress	FY2028 In Progress	FY2029 In Progress	FY2030 In Progress	Future Budgeted	Total
General Fund	\$0	\$0	\$1,100	\$1,100	\$1,200	\$1,200	\$1,300	\$0	\$5,900
Total	\$0	\$0	\$1,100	\$1,100	\$1,200	\$1,200	\$1,300	\$0	\$5,900

Website Upgrade Project

Overview

Request Owner	George Sandez, Senior Network and System Support Administrator
Department	Information Technology
Type	Capital Equipment
Project Type	Computer Software
Strategic Plan Goal	High Performing Government

Description

The Town of Timnath's website serves as a critical gateway for residents, businesses, and visitors to access services, participate in governance, and stay informed. While the current site provides essential information, several usability, accessibility, and performance gaps limit its effectiveness. The following recommendations are designed to align the site with modern government web standards, improve user satisfaction, and ensure compliance with legal and security requirements.

Why These Changes Are Necessary

1. User Experience & Accessibility

- Residents struggle to find top tasks quickly due to a carousel-heavy homepage and inconsistent navigation. Replacing the carousel with a task-focused layout and standardizing department pages will reduce friction.
- WCAG 2.2 AA compliance is not optional; it ensures equitable access for all users and mitigates legal risk. Adding accessible alerts, captions, and structured navigation addresses this.

2. Performance & Reliability

- Current design elements (large hero images, third-party embeds) negatively impact Core Web Vitals, which affects both user experience and search visibility. Optimizing for LCP and CLS will make the site faster and more stable.

3. Transparency & Engagement

- Public participation is hindered by fragmented meeting information and unclear comment rules. A unified "Meetings & Records" hub and contextual subscription options will foster trust and engagement.

4. Search & SEO

- Residents often rely on search to complete tasks. Enhancing on-site search and implementing structured data will improve discoverability both internally and on Google.

5. Security & Governance

- Missing security headers and inconsistent content governance expose the site to vulnerabilities and outdated information. Implementing modern security practices and a content lifecycle plan will strengthen resilience.

Expected Outcomes

- **Faster, more intuitive navigation** for top tasks like payments, permits, and meeting access.
- **Improved accessibility compliance**, reducing legal exposure and serving all residents.
- **Higher engagement and transparency** through streamlined meeting and event information.

- **Better search visibility** and reduced support calls due to improved findability.
- **Enhanced security posture** and operational efficiency through governance and monitoring.

This request would be to fund a project to upgrade the website to a third party platform or to develop a custom solution based on the justifications and goals outlined above.

Details

New Purchase or Replacement: Replacement

Strategic Plan Goal or Action: n/a

Capital Cost

FY2025 Budget

\$0

Total Budget (all years)

\$165K

Project Total

\$165K

Detailed Breakdown

Category	Estimated Actuals	FY2025 In Progress	FY2026 In Progress	FY2027 In Progress	FY2028 In Progress	FY2029 In Progress	FY2030 In Progress	Total
Software	\$0	\$0	\$35,000	\$20,000	\$20,000	\$20,000	\$20,000	\$115,000
Other	\$0	\$0	\$10,000	\$5,000	\$5,000	\$5,000	\$5,000	\$30,000
Installation	\$0	\$0	\$20,000	\$0	\$0	\$0	\$0	\$20,000
Total	\$0	\$0	\$65,000	\$25,000	\$25,000	\$25,000	\$25,000	\$165,000

Funding Sources

FY2025 Budget

\$0

Total Budget (all years)

\$165K

Project Total

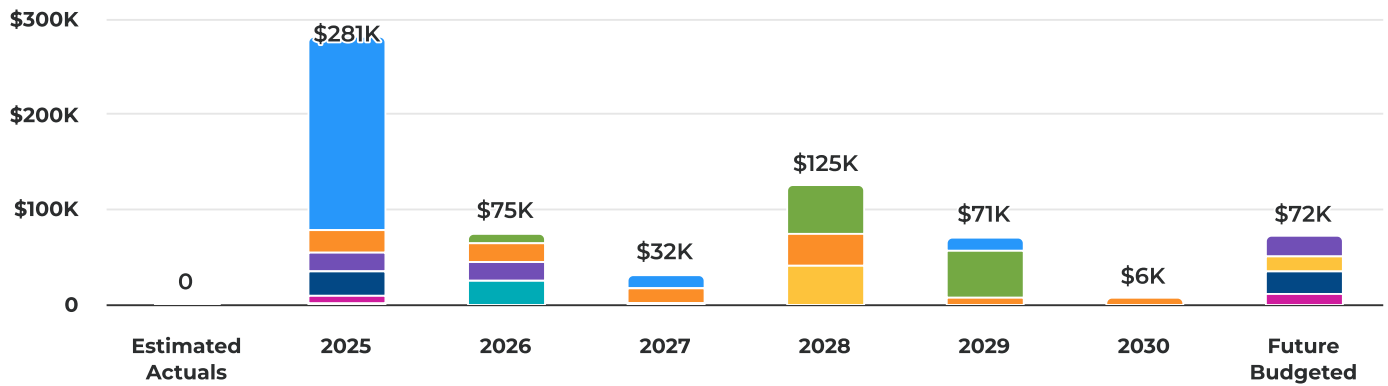
\$190K

Detailed Breakdown

Category	Estimated Actuals	FY2025 In Progress	FY2026 In Progress	FY2027 In Progress	FY2028 In Progress	FY2029 In Progress	FY2030 In Progress	Future Budgeted	Total
General Fund	\$0	\$0	\$65,000	\$25,000	\$25,000	\$25,000	\$25,000	\$25,000	\$190,000
Total	\$0	\$0	\$65,000	\$25,000	\$25,000	\$25,000	\$25,000	\$25,000	\$190,000

Computers and Related Equipment

FY25 - FY30 Computers and Related Equipment Projects (including Current Year Estimates, Future Budgeted)



● Upgrade Town Hall Council Chambers A/V system	\$233,752	35.35%
● Upgrade A/V at Police Department	\$110,000	16.64%
● PC's for new Positions	\$105,500	15.95%
● Upgrade meeting spaces for video conferencing	\$62,000	9.38%
● Police Department Network upgrade	\$55,000	8.32%
● Network Infrastructure Upgrade at Town Hall	\$50,000	7.56%
● Security Cameras at Timnath Community Park	\$24,000	3.63%
● Server Room Upgrade at Town Hall	\$18,000	2.72%
● Rugged iPad/Tablet	\$3,000	0.45%

Summary of Requests

Category	Estimated Actuals	FY2025	FY2026	FY2027	FY2028	FY2029	FY2030	Future Budgeted	Total
Upgrade Town Hall Council Chambers A/V system	\$0	\$203,752	\$0	\$15,000	\$0	\$15,000	\$0	\$0	\$233,752
Upgrade A/V at Police Department	\$0	\$0	\$10,000	\$0	\$50,000	\$50,000	\$0	\$0	\$110,000
PC's for new Positions	\$0	\$22,500	\$21,000	\$15,000	\$35,000	\$6,000	\$6,000	\$0	\$105,500
Upgrade meeting spaces for video conferencing	\$0	\$20,000	\$20,000	\$0	\$0	\$0	\$0	\$22,000	\$62,000
Police Department Network upgrade	\$0	\$0	\$0	\$0	\$40,000	\$0	\$0	\$15,000	\$55,000
Network Infrastructure Upgrade at Town Hall	\$0	\$25,000	\$0	\$0	\$0	\$0	\$0	\$25,000	\$50,000
Security Cameras at Timnath Community Park	\$0	\$0	\$24,000	\$0	\$0	\$0	\$0	\$0	\$24,000

Category	Estimated Actuals	FY2025	FY2026	FY2027	FY2028	FY2029	FY2030	Future Budgeted	Total
Server Room	\$0	\$8,000	\$0	\$0	\$0	\$0	\$0	\$10,000	\$18,000
Upgrade at Town Hall									
Rugged iPad/Tablet	\$0	\$1,500	\$0	\$1,500	\$0	\$0	\$0	\$0	\$3,000
Total Summary of Requests	\$0	\$280,752	\$75,000	\$31,500	\$125,000	\$71,000	\$6,000	\$72,000	\$661,252

Network Infrastructure Upgrade at Town Hall

Overview

Request Owner	George Sandez, Senior Network and System Support Administrator
Department	Information Technology
Type	Capital Equipment
Project Type	Computers and Related Equipment
Strategic Plan Goal	Infrastructure

Description

The town currently has (1) firewall, (7) switches, and (12) wireless access points at town hall. All equipment is 5 years old and approaching end of life. This request will replace all equipment with Cisco Meraki gear, that will align and compliment the network infrastructure upgrade at 4800 goodman. All configuration, maintenance, and monitoring will be done in house by myself. This work could be pushed back a year if needed, but we will need to make sure that this critical equipment is updated before issues arise. Attached is a sample quote for what was installed at 4800 Goodman. The town hall will need more equipment since it is bigger but this quote will give a baseline for pricing, which is significantly discounted off of MSRP.

Details

New Purchase or Replacement: Upgrade

Strategic Plan Goal or Action: n/a

Supplemental Attachments

 [24-7 Networks - Meraki network upgrade - FINAL - \\$12,116.94.pdf](#)

Capital Cost

FY2025 Budget
\$25K

Total Budget (all years)
\$25K

Project Total
\$25K

Detailed Breakdown

Category	Estimated Actuals	FY2025 <i>In Progress</i>	Total
Equipment	\$0	\$25,000	\$25,000
Total	\$0	\$25,000	\$25,000

Funding Sources

FY2025 Budget

\$25K

Total Budget (all years)

\$25K

Project Total

\$50K

Detailed Breakdown

Category	Estimated Actuals	FY2025 <i>In Progress</i>	Future Budgeted	Total
General Fund	\$0	\$25,000	\$25,000	\$50,000
Total	\$0	\$25,000	\$25,000	\$50,000

PC's for new Positions

Overview

Request Owner	Lisa Gagliardi, Finance Director
Department	Information Technology
Type	Capital Equipment
Project Type	Computers and Related Equipment
Strategic Plan Goal	Fiscal Responsibility

Description

PC's for new hires are proposed in the 2025 budget process and projected through 2029. Seasonal/hourly employees don't have pc assignment. UPDATE - adding additional funding to support Rec Center in 2028.

Details

New Purchase or Replacement: New

Strategic Plan Goal or Action: n/a

Capital Cost

FY2025 Budget
\$22.5K

Total Budget (all years)
\$106K

Project Total
\$106K

Detailed Breakdown

Category	Estimated Actuals	FY2025 In Progress	FY2026 In Progress	FY2027 In Progress	FY2028 In Progress	FY2029 In Progress	FY2030 In Progress	Total
Equipment	\$0	\$22,500	\$21,000	\$15,000	\$35,000	\$6,000	\$6,000	\$105,500
Total	\$0	\$22,500	\$21,000	\$15,000	\$35,000	\$6,000	\$6,000	\$105,500

Funding Sources

FY2025 Budget

\$22.5K

Total Budget (all years)

\$106K

Project Total

\$106K

Detailed Breakdown

Category	Estimated Actuals	FY2025 <i>In Progress</i>	FY2026 <i>In Progress</i>	FY2027 <i>In Progress</i>	FY2028 <i>In Progress</i>	FY2029 <i>In Progress</i>	FY2030 <i>In Progress</i>	Future Budgeted	Total
General Fund	\$0	\$22,500	\$21,000	\$15,000	\$35,000	\$6,000	\$6,000	\$0	\$105,500
Total	\$0	\$22,500	\$21,000	\$15,000	\$35,000	\$6,000	\$6,000	\$0	\$105,500

Police Department Network upgrade

Overview

Request Owner	George Sandez, Senior Network and System Support Administrator
Department	Information Technology
Type	Capital Equipment
Project Type	Computers and Related Equipment
Strategic Plan Goal	Infrastructure

Description

In order to align with the Town IT strategy, the PD will need to have its network infrastructure upgraded to Cisco Meraki. This includes firewalls, switches, and wireless access points (WAPs). Additionally, some small changes will be made to the PD MDF (IT closet) to accommodate future growth in the department as well as hosting some town-specific equipment. I am basing costs on the network upgrades that have been done at both Goodman and Town Hall.

The Timnath police station was opened on December 8, 2022, which means the current network equipment is coming up on (3) years of age. I anticipate replacing this equipment in 2028 at five years of age.

Details

New Purchase or Replacement: Upgrade

Strategic Plan Goal or Action: Plan for new buildings and upgrade existing ones for greater efficiency.

Capital Cost

FY2025 Budget

\$0

Total Budget (all years)

\$40K

Project Total

\$40K

Detailed Breakdown

Category	Estimated Actuals	FY2028 <i>In Progress</i>	Total
Equipment	\$0	\$40,000	\$40,000
Total	\$0	\$40,000	\$40,000

Funding Sources

FY2025 Budget

\$0

Total Budget (all years)

\$40K

Project Total

\$55K

Detailed Breakdown

Category	Estimated Actuals	FY2028 <i>In Progress</i>	Future Budgeted	Total
General Fund	\$0	\$40,000	\$15,000	\$55,000
Total	\$0	\$40,000	\$15,000	\$55,000

Rugged iPad/Tablet

Overview

Request Owner	Scott Robinson, Community Development Director
Department	Community Development
Type	Capital Equipment
Project Type	Computers and Related Equipment
Strategic Plan Goal	None

Description

iPad/Table used for outside/in field inspections. This includes any accessory equipment (e.g. chargers, cover, case, stylus)

Details

New Purchase or Replacement: New

Strategic Plan Goal or Action: n/a

Capital Cost

FY2025 Budget

\$1.5K

Total Budget (all years)

\$3K

Project Total

\$3K

Detailed Breakdown

Category	Estimated Actuals	FY2025 <i>In Progress</i>	FY2026 <i>In Progress</i>	FY2027 <i>In Progress</i>	FY2028 <i>In Progress</i>	FY2029 <i>In Progress</i>	FY2030 <i>In Progress</i>	Total
Equipment	\$0	\$1,500	\$0	\$1,500	\$0	\$0	\$0	\$3,000
Total	\$0	\$1,500	\$0	\$1,500	\$0	\$0	\$0	\$3,000

Funding Sources

FY2025 Budget

\$1.5K

Total Budget (all years)

\$3K

Project Total

\$3K

Detailed Breakdown

Category	Estimated Actuals	FY2025 <i>In Progress</i>	FY2026 <i>In Progress</i>	FY2027 <i>In Progress</i>	FY2028 <i>In Progress</i>	FY2029 <i>In Progress</i>	FY2030 <i>In Progress</i>	Future Budgeted	Total
General Fund	\$0	\$1,500	\$0	\$1,500	\$0	\$0	\$0	\$0	\$3,000
Total	\$0	\$1,500	\$0	\$1,500	\$0	\$0	\$0	\$0	\$3,000

Security Cameras at Timnath Community Park

Overview

Request Owner	Tom Casal, Parks and Recreation Director
Department	Parks Administration
Type	Capital Equipment
Project Type	Computers and Related Equipment
Strategic Plan Goal	High Performing Government, Healthy Community and Safety

Description

Adding/Upgrading the Security Cameras out at TImnath Community Park. Current system is not compatible or connectable and can only be accessed on site. The quality of footage is poor. The new system will be accessible by an app on a phone and desktop.

Details

New Purchase or Replacement: Upgrade

Strategic Plan Goal or Action: Upgrade Essential Infostructure - Strengthen Community Safety

Capital Cost

FY2025 Budget	Total Budget (all years)	Project Total
\$0	\$24K	\$24K

Detailed Breakdown

Category	Estimated Actuals	FY2026 <i>In Progress</i>	Total
Equipment	\$0	\$24,000	\$24,000
Total	\$0	\$24,000	\$24,000

Funding Sources

FY2025 Budget

\$0

Total Budget (all years)

\$24K

Project Total

\$24K

Detailed Breakdown

Category	Estimated Actuals	FY2026 <i>In Progress</i>	Future Budgeted	Total
General Fund	\$0	\$24,000	\$0	\$24,000
Total	\$0	\$24,000	\$0	\$24,000

Server Room Upgrade at Town Hall

Overview

Request Owner	George Sandez, Senior Network and System Support Administrator
Department	Information Technology
Type	Capital Equipment
Project Type	Computers and Related Equipment
Strategic Plan Goal	Infrastructure

Description

The town currently has two servers at town hall. Both servers are end of life and are 5 years old. This request will replace both servers with a single server that will have a five year projected lifespan. This server would come from Dell and will have a five year warranty, next day hardware warranty. This cost also includes various server room related equipment such as shelving, patch cables, power distribution units (PDUs), and a server management console. All labor will be done in house.

Images



Quotes

Details

New Purchase or Replacement: Upgrade

Strategic Plan Goal or Action: n/a

Supplemental Attachments

 [Town Hall - Server Room Equipment and Supplies.pdf](#)

Capital Cost

FY2025 Budget
\$8K

Total Budget (all years)
\$8K

Project Total
\$8K

Detailed Breakdown

Category	Estimated Actuals	FY2025 <i>In Progress</i>	Total
Equipment	\$0	\$8,000	\$8,000
Total	\$0	\$8,000	\$8,000

Funding Sources

FY2025 Budget
\$8K

Total Budget (all years)
\$8K

Project Total
\$18K

Detailed Breakdown

Category	Estimated Actuals	FY2025 <i>In Progress</i>	Future Budgeted	Total
General Fund	\$0	\$8,000	\$10,000	\$18,000
Total	\$0	\$8,000	\$10,000	\$18,000

Upgrade A/V at Police Department

Overview

Request Owner	George Sandez, Senior Network and System Support Administrator
Department	Information Technology
Type	Capital Equipment
Project Type	Computers and Related Equipment
Strategic Plan Goal	Infrastructure

Description

This is anticipating the need to upgrade the A/V systems at the Police Station.

- Main Training Room
- Admin Conference Room
- Roll Call conference room
- Patrol Area

These areas have been outfitted with specialized audio/visual equipment that will need to be maintained and upgraded.

Details

New Purchase or Replacement: Upgrade

Strategic Plan Goal or Action: Plan for new public buildings and upgrade existing ones for greater efficiency

Capital Cost

FY2025 Budget

\$0

Total Budget (all years)

\$110K

Project Total

\$110K

Detailed Breakdown

Category	Estimated Actuals	FY2026 <i>In Progress</i>	FY2028 <i>In Progress</i>	FY2029 <i>In Progress</i>	Total
Equipment	\$0	\$10,000	\$50,000	\$50,000	\$110,000
Total	\$0	\$10,000	\$50,000	\$50,000	\$110,000

Funding Sources

FY2025 Budget

\$0

Total Budget (all years)

\$110K

Project Total

\$110K

Detailed Breakdown

Category	Estimated Actuals	FY2026 <i>In Progress</i>	FY2028 <i>In Progress</i>	FY2029 <i>In Progress</i>	Future Budgeted	Total
General Fund	\$0	\$10,000	\$50,000	\$50,000	\$0	\$110,000
Total	\$0	\$10,000	\$50,000	\$50,000	\$0	\$110,000

Upgrade meeting spaces for video conferencing

Overview

Request Owner	George Sandez, Senior Network and System Support Administrator
Department	Information Technology
Type	Capital Equipment
Project Type	Computers and Related Equipment
Strategic Plan Goal	Infrastructure

Description

This request is to outfit the (2) upstairs conference rooms at Town Hall and the small conference room at 4800 Goodman with video conferencing equipment. This would turn these spaces into modern meeting rooms that can fully support hybrid work and teleconferencing.

A typical equipment package includes:

- a dedicated microcomputer to run meetings.
- a touch screen enabled console to join meetings, add participants, and control meeting functions.
- a high resolution 'web cam' device with an integrated speaker and noise cancelling microphones.
- a touch screen device that is mounted outside of the room to show the scheduled meetings for the day and to allow ad-hoc meeting scheduling directly from the device. (similar to what is currently at the police station)

One particular item of note is that while this solution is a Microsoft Teams enabled room, it also allows a seamless experience for joining Zoom meetings as well.

Details

New Purchase or Replacement: New

Strategic Plan Goal or Action: n/a

Capital Cost

FY2025 Budget
\$20K

Total Budget (all years)
\$40K

Project Total
\$40K

Detailed Breakdown

Category	Estimated Actuals	FY2025 <i>In Progress</i>	FY2026 <i>In Progress</i>	FY2027 <i>In Progress</i>	FY2028 <i>In Progress</i>	FY2029 <i>In Progress</i>	Total
Equipment	\$0	\$20,000	\$20,000	\$0	\$0	\$0	\$40,000
Total	\$0	\$20,000	\$20,000	\$0	\$0	\$0	\$40,000

Funding Sources

FY2025 Budget
\$20K

Total Budget (all years)
\$40K

Project Total
\$62K

Detailed Breakdown

Category	Estimated Actuals	FY2025 <i>In Progress</i>	FY2026 <i>In Progress</i>	Future Budgeted	Total
General Fund	\$0	\$20,000	\$20,000	\$22,000	\$62,000
Total	\$0	\$20,000	\$20,000	\$22,000	\$62,000

Upgrade Town Hall Council Chambers A/V system

Overview

Request Owner	George Sandez, Senior Network and System Support Administrator
Department	Information Technology
Type	Capital Equipment
Project Type	Computers and Related Equipment
Strategic Plan Goal	Infrastructure

Description

The Council Chambers technology in Town Hall has been having issues for the past year. This upgrade will ensure that the town can meet its commitment to provide transparency to its citizens by allowing high definition streaming to occur on a regular basis. This work has been completed in 2025.

Also forecasting out repairs and upgrades in 2027 and 2029.

Details

New Purchase or Replacement: Upgrade

Strategic Plan Goal or Action: Plan for new public buildings and upgrade existing ones for greater efficiency.

Supplemental Attachments

 [DNAV Proposal](#)

Capital Cost

FY2025 Budget
\$204K

Total Budget (all years)
\$234K

Project Total
\$234K

Detailed Breakdown

Category	Estimated Actuals	FY2025 <i>In Progress</i>	FY2027 <i>In Progress</i>	FY2029 <i>In Progress</i>	Total
Equipment	\$0	\$203,752	\$15,000	\$15,000	\$233,752
Total	\$0	\$203,752	\$15,000	\$15,000	\$233,752

Funding Sources

FY2025 Budget
\$204K

Total Budget (all years)
\$234K

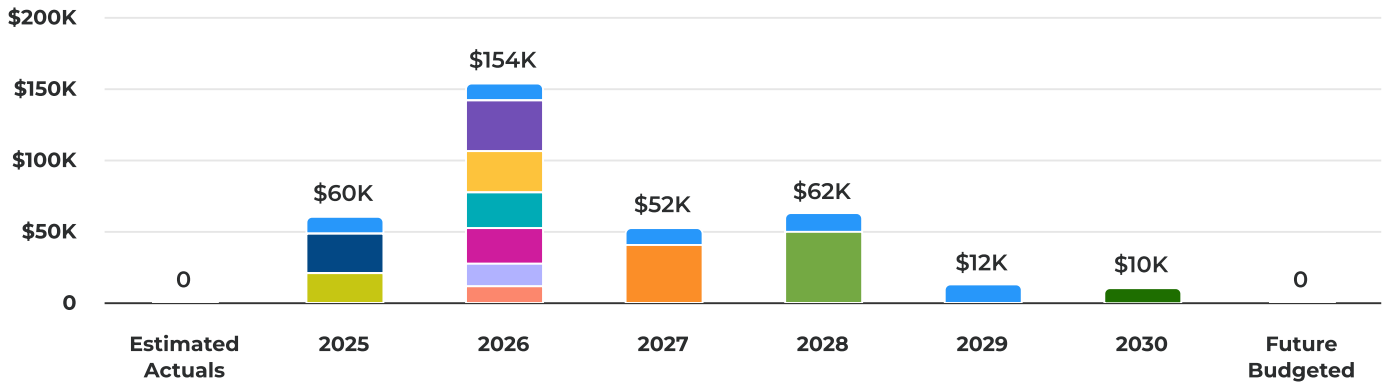
Project Total
\$234K

Detailed Breakdown

Category	Estimated Actuals	FY2025 <i>In Progress</i>	FY2027 <i>In Progress</i>	FY2029 <i>In Progress</i>	Future Budgeted	Total
General Fund	\$0	\$203,752	\$15,000	\$15,000	\$0	\$233,752
Total	\$0	\$203,752	\$15,000	\$15,000	\$0	\$233,752

Other Equipment

FY25 - FY30 Other Equipment Projects (including Current Year Estimates, Future Budgeted)



FLOCK Cameras	\$60,350	17.25%
Atlas Air Compressor	\$50,000	14.29%
Operations - Mower Deck	\$40,000	11.43%
Operations - Mower Deck-2	\$35,000	10.00%
Operations - Radios	\$30,000	8.58%
VENTRAC Attachments	\$28,000	8.00%
Kayak Kiosk	\$25,000	7.15%
Turf Tank robotic field liner	\$25,000	7.15%
Operations - Loader Scale	\$20,000	5.72%
Operations - Box Blade	\$15,000	4.29%
DJI Matrice 4T Drone	\$11,500	3.29%
Operations - Mower Attachment	\$10,000	2.86%

Summary of Requests

Category	Estimated Actuals	FY2025	FY2026	FY2027	FY2028	FY2029	FY2030	Future Budgeted	Total
FLOCK Cameras	\$0	\$12,350	\$12,000	\$12,000	\$12,000	\$12,000	\$0	\$0	\$60,350
Atlas Air Compressor	\$0	\$0	\$0	\$0	\$50,000	\$0	\$0	\$0	\$50,000
Operations - Mower Deck	\$0	\$0	\$0	\$40,000	\$0	\$0	\$0	\$0	\$40,000
Operations - Mower Deck-2	\$0	\$0	\$35,000	\$0	\$0	\$0	\$0	\$0	\$35,000
Operations - Radios	\$0	\$0	\$30,000	\$0	\$0	\$0	\$0	\$0	\$30,000
VENTRAC Attachments	\$0	\$28,000	\$0	\$0	\$0	\$0	\$0	\$0	\$28,000
Kayak Kiosk	\$0	\$0	\$25,000	\$0	\$0	\$0	\$0	\$0	\$25,000
Turf Tank robotic field liner	\$0	\$0	\$25,000	\$0	\$0	\$0	\$0	\$0	\$25,000
Operations - Loader Scale	\$0	\$20,000	\$0	\$0	\$0	\$0	\$0	\$0	\$20,000
Operations - Box Blade	\$0	\$0	\$15,000	\$0	\$0	\$0	\$0	\$0	\$15,000
DJI Matrice 4T Drone	\$0	\$0	\$11,500	\$0	\$0	\$0	\$0	\$0	\$11,500

Other Equipment

Category	Estimated Actuals	FY2025	FY2026	FY2027	FY2028	FY2029	FY2030	Future Budgeted	Total
Operations - Mower Attachment	\$0	\$0	\$0	\$0	\$0	\$0	\$10,000	\$0	\$10,000
Total Summary of Requests	\$0	\$60,350	\$153,500	\$52,000	\$62,000	\$12,000	\$10,000	\$0	\$349,850

Atlas Air Compressor

Overview

Request Owner	Tom Casal, Parks and Recreation Director
Department	Parks Administration
Type	Capital Equipment
Project Type	Other Equipment
Strategic Plan Goal	High Performing Government

Description

Atlas Air Compressor, replacement after 10 years

Details

New Purchase or Replacement: Replacement

Strategic Plan Goal or Action: Exceptional parks

Capital Cost

FY2025 Budget	Total Budget (all years)	Project Total
\$0	\$25K	\$25K

Detailed Breakdown

Category	Estimated Actuals	FY2028 <i>In Progress</i>	Total
Equipment	\$0	\$25,000	\$25,000
Total	\$0	\$25,000	\$25,000

Funding Sources

FY2025 Budget	Total Budget (all years)	Project Total
\$0	\$50K	\$50K

Detailed Breakdown

Category	Estimated Actuals	FY2028 <i>In Progress</i>	Future Budgeted	Total
Parks and Rec Fund	\$0	\$25,000	\$0	\$25,000
General Fund	\$0	\$25,000	\$0	\$25,000
Total	\$0	\$50,000	\$0	\$50,000

DJI Matrice 4T Drone

Overview

Request Owner	Tom Casal, Parks and Recreation Director
Department	Parks Administration
Type	Capital Equipment
Project Type	Other Equipment
Strategic Plan Goal	High Performing Government, Healthy Community and Safety

Description

Ariel Drone to be used for parks, special events and parks. Able to give us a clear view of what is going on during events and construction projects. In the past, TST was providing the drone footage for before, during and after construction projects. Can also be used for Emergency Management.

Details

New Purchase or Replacement: New

Strategic Plan Goal or Action: Deliver Exceptional Parks Facilities and Recreation Programming -Upgrade Essential Infrastructure -Strengthen Community Safety

Capital Cost

FY2025 Budget

\$0

Total Budget (all years)

\$11.5K

Project Total

\$11.5K

Detailed Breakdown

Category	Estimated Actuals	FY2026 <i>In Progress</i>	Total
Equipment	\$0	\$9,500	\$9,500
Other	\$0	\$2,000	\$2,000
Total	\$0	\$11,500	\$11,500

Funding Sources

FY2025 Budget

\$0

Total Budget (all years)

\$11.5K

Project Total

\$11.5K

Detailed Breakdown

Category	Estimated Actuals	FY2026 <i>In Progress</i>	Future Budgeted	Total
General Fund	\$0	\$11,500	\$0	\$11,500
Total	\$0	\$11,500	\$0	\$11,500

FLOCK Cameras

Overview

Request Owner	Michael Rarity, Police Sergeant
Department	Public Safety
Type	Capital Equipment
Project Type	Other Equipment
Strategic Plan Goal	Healthy Community and Safety

Description

Maintain four existing cameras and add two new cameras for 2026. The current cost per camera is \$3,650, which includes the installation fee, for a total of \$7,300 for the year 2026. We would like to add a new camera for 2025 which would cost \$3350 for the camera and installation for 2025. This will bring the 2025 cost to \$12,350.

Flock cameras are real-time cameras with the ability to read license plates and send the information to the officers' car computer or app on their department cell phone. The information can range from stolen vehicles, sex offenders, warrants for an individual, and the ability to follow suspects' direction of travel. The Larimer County Sheriff's Office, Fort Collins, Loveland, Scheel's, Windsor, and many more currently use the system to investigate crimes.

Details

New Purchase or Replacement: New

Strategic Plan Goal or Action: Public Safety

Capital Cost

FY2025 Budget
\$12.4K

Total Budget (all years)
\$60.4K

Project Total
\$60.4K

Detailed Breakdown

Category	Estimated Actuals	FY2025 <i>In Progress</i>	FY2026 <i>In Progress</i>	FY2027 <i>In Progress</i>	FY2028 <i>In Progress</i>	FY2029 <i>In Progress</i>	Total
Equipment	\$0	\$12,350	\$12,000	\$12,000	\$12,000	\$12,000	\$60,350
Total	\$0	\$12,350	\$12,000	\$12,000	\$12,000	\$12,000	\$60,350

Funding Sources

FY2025 Budget
\$12.4K

Total Budget (all years)
\$60.4K

Project Total
\$60.4K

Detailed Breakdown

Category	Estimated Actuals	FY2025 <i>In Progress</i>	FY2026 <i>In Progress</i>	FY2027 <i>In Progress</i>	FY2028 <i>In Progress</i>	FY2029 <i>In Progress</i>	Future Budgeted	Total
General Fund	\$0	\$12,350	\$12,000	\$12,000	\$12,000	\$12,000	\$0	\$60,350
Total	\$0	\$12,350	\$12,000	\$12,000	\$12,000	\$12,000	\$0	\$60,350

Kayak Kiosk

Overview

Request Owner	Britt Moos, Recreation Supervisor
Department	Reservoir
Type	Capital Equipment
Project Type	Other Equipment
Strategic Plan Goal	Healthy Community and Safety

Description

Kayak Kiosk with Whenever Watersports offers a variety of benefits to the organization and community:

- Increased outdoor recreation offerings for visitors
- Kayak and paddleboard rentals available right on the water during all park hours
- Effective promotion of your park's/organization's resources
- A revenue stream for the organization
- An entire Watersports equipment rental operation without full-time staffing. Whenever Watersports handles remote operations, equipment, delivery/installation, customer service, maintenance, insurance/liability, and marketing.
- Town of Timnath will collect 20% of the revenue with Whenever Watersports each season.

Details

New Purchase or Replacement: New

Strategic Plan Goal or Action: Deliver Exceptional Parks Facilities and Recreation Programming

Capital Cost

FY2025 Budget

\$0

Total Budget (all years)

\$25K

Project Total

\$25K

Detailed Breakdown

Category	Estimated Actuals	FY2026 <i>In Progress</i>	Total
Equipment	\$0	\$25,000	\$25,000
Total	\$0	\$25,000	\$25,000

Funding Sources

FY2025 Budget

\$0

Total Budget (all years)

\$25K

Project Total

\$25K

Detailed Breakdown

Category	Estimated Actuals	FY2026 <i>In Progress</i>	Future Budgeted	Total
General Fund	\$0	\$25,000	\$0	\$25,000
Total	\$0	\$25,000	\$0	\$25,000

Operations - Box Blade

Overview

Request Owner	Cody Speaker, Public Works Supervisor
Department	Public Works
Type	Capital Equipment
Project Type	Other Equipment
Strategic Plan Goal	Infrastructure, Healthy Community and Safety, Fiscal Responsibility

Description

This project funds the purchase of a new box blade attachment for use with existing Public Works equipment. A box blade is a heavy-duty grading tool used for smoothing, leveling, and reshaping gravel roads, shoulders, and other unpaved surfaces. It includes adjustable scarifiers for breaking up compacted material and a rear blade for fine grading.

Details

New Purchase or Replacement: New

Strategic Plan Goal or Action: Efficient and effective services

Capital Cost

FY2025 Budget

\$0

Total Budget (all years)

\$15K

Project Total

\$15K

Detailed Breakdown

Category	Estimated Actuals	FY2026 <i>In Progress</i>	Total
Equipment	\$0	\$15,000	\$15,000
Total	\$0	\$15,000	\$15,000

Funding Sources

FY2025 Budget

\$0

Total Budget (all years)

\$15K

Project Total

\$15K

Detailed Breakdown

Category	Estimated Actuals	FY2026 <i>In Progress</i>	Future Budgeted	Total
General Fund	\$0	\$15,000	\$0	\$15,000
Total	\$0	\$15,000	\$0	\$15,000

Operations - Loader Scale

Overview

Request Owner	Cody Speaker, Public Works Supervisor
Department	Public Works
Type	Capital Equipment
Project Type	Other Equipment
Strategic Plan Goal	Infrastructure

Description

The Public Works Department recommends purchasing a loader scale attachment for the existing John Deere 6145M tractor. This equipment will enable us to accurately measure materials used and facilitate efficient ordering of materials.

Details

New Purchase or Replacement: New

Strategic Plan Goal or Action: N/A

Capital Cost

FY2025 Budget	Total Budget (all years)	Project Total
\$20K	\$20K	\$20K

Detailed Breakdown

Category	Estimated Actuals	FY2025 <i>In Progress</i>	Total
Equipment	\$0	\$20,000	\$20,000
Total	\$0	\$20,000	\$20,000

Funding Sources

FY2025 Budget	Total Budget (all years)	Project Total
\$20K	\$20K	\$20K

Detailed Breakdown

Category	Estimated Actuals	FY2025 <i>In Progress</i>	Future Budgeted	Total
General Fund	\$0	\$20,000	\$0	\$20,000
Total	\$0	\$20,000	\$0	\$20,000

Operations - Mower Attachment

Overview

Request Owner	Cody Speaker, Public Works Supervisor
Department	Public Works
Type	Capital Equipment
Project Type	Other Equipment
Strategic Plan Goal	Infrastructure, Healthy Community and Safety

Description

Replacement of a 2024 finish mower deck that has reached the end of its useful life. This attachment is essential for providing high-quality turf maintenance across public spaces. Replacing it supports Timnath’s strategic goals of maintaining exceptional community assets, ensuring operational efficiency, and preserving the town’s aesthetic standards through reliable and effective equipment.

Details

New Purchase or Replacement: Replacement

Strategic Plan Goal or Action: Efficient & Effective Services

Capital Cost

FY2025 Budget

\$0

Total Budget (all years)

\$10K

Project Total

\$10K

Detailed Breakdown

Category	Estimated Actuals	FY2030 <i>In Progress</i>	Total
Equipment	\$0	\$10,000	\$10,000
Total	\$0	\$10,000	\$10,000

Funding Sources

FY2025 Budget

\$0

Total Budget (all years)

\$10K

Project Total

\$10K

Detailed Breakdown

Category	Estimated Actuals	FY2030 <i>In Progress</i>	Future Budgeted	Total
General Fund	\$0	\$10,000	\$0	\$10,000
Total	\$0	\$10,000	\$0	\$10,000

Operations - Mower Deck

Overview

Request Owner	Cody Speaker, Public Works Supervisor
Department	Public Works
Type	Capital Equipment
Project Type	Other Equipment
Strategic Plan Goal	Infrastructure

Description

The mower deck currently in use by our public works department was originally purchased in 2017. We are including this item in our capital planning for future replacement.

Details

New Purchase or Replacement: Replacement

Strategic Plan Goal or Action: N/A

Capital Cost

FY2025 Budget
\$0

Total Budget (all years)
\$40K

Project Total
\$40K

Detailed Breakdown

Category	Estimated Actuals	FY2027 <i>In Progress</i>	Total
Equipment	\$0	\$40,000	\$40,000
Total	\$0	\$40,000	\$40,000

Funding Sources

FY2025 Budget
\$0

Total Budget (all years)
\$40K

Project Total
\$40K

Detailed Breakdown

Category	Estimated Actuals	FY2027 <i>In Progress</i>	Future Budgeted	Total
General Fund	\$0	\$40,000	\$0	\$40,000
Total	\$0	\$40,000	\$0	\$40,000

Operations - Mower Deck-2

Overview

Request Owner	Cody Speaker, Public Works Supervisor
Department	Public Works
Type	Capital Equipment
Project Type	Other Equipment
Strategic Plan Goal	Infrastructure, Healthy Community and Safety

Description

Purchase of an additional 15' mower deck to eliminate reliance on a single unit. Currently, we are single-sourced, which creates a risk of downtime if the existing mower deck requires repair or maintenance. Adding a second deck ensures continuity of operations and reduces the risk of service interruption.

Details

New Purchase or Replacement: New

Strategic Plan Goal or Action: Efficient & Effective Services

Capital Cost

FY2025 Budget
\$0

Total Budget (all years)
\$35K

Project Total
\$35K

Detailed Breakdown

Category	Estimated Actuals	FY2026 <i>In Progress</i>	Total
Equipment	\$0	\$35,000	\$35,000
Total	\$0	\$35,000	\$35,000

Funding Sources

FY2025 Budget

\$0

Total Budget (all years)

\$35K

Project Total

\$35K

Detailed Breakdown

Category	Estimated Actuals	FY2026 <i>In Progress</i>	Future Budgeted	Total
General Fund	\$0	\$35,000	\$0	\$35,000
Total	\$0	\$35,000	\$0	\$35,000

Operations - Radios

Overview

Request Owner	Cody Speaker, Public Works Supervisor
Department	Public Works
Type	Capital Equipment
Project Type	Other Equipment
Strategic Plan Goal	Infrastructure, Healthy Community and Safety, High Performing Government, Responsible Community Growth

Description

The current public works radios are nearing the end of their expected service life. Upgrading to newer models will improve communication clarity and reliability among our staff during day-to-day operations, special projects and emergency management.

Details

New Purchase or Replacement: Replacement **Strategic Plan Goal or Action:** Strengthen Community Safety

Capital Cost

FY2025 Budget	Total Budget (all years)	Project Total
\$0	\$30K	\$30K

Detailed Breakdown

Category	Estimated Actuals	FY2026 <i>In Progress</i>	Total
Equipment	\$0	\$30,000	\$30,000
Total	\$0	\$30,000	\$30,000

Funding Sources

FY2025 Budget

\$0

Total Budget (all years)

\$30K

Project Total

\$30K

Detailed Breakdown

Category	Estimated Actuals	FY2026 <i>In Progress</i>	Future Budgeted	Total
General Fund	\$0	\$30,000	\$0	\$30,000
Total	\$0	\$30,000	\$0	\$30,000

Turf Tank robotic field liner

Overview

Request Owner	Tom Casal, Parks and Recreation Director
Department	Recreation
Type	Capital Equipment
Project Type	Other Equipment
Strategic Plan Goal	Infrastructure, High Performing Government

Description

A Turf Tank robotic field liner will significantly improve time efficiency and resource management for our Parks and Recreation Department. This technology can line fields in a fraction of the time it takes manually, freeing staff to focus on other essential duties. It also ensures consistent, precise lines, reducing the need for rework and wasted paint. By increasing productivity and accuracy, the Turf Tank will help us better support our growing athletic programs while lowering long-term labor costs.

Details

New Purchase or Replacement: New

Strategic Plan Goal or Action: Deliver Exceptional Parks Facilities and Recreation Programming

Capital Cost

FY2025 Budget	Total Budget (all years)	Project Total
\$0	\$25K	\$25K

Detailed Breakdown

Category	Estimated Actuals	FY2026 <i>In Progress</i>	Total
Equipment	\$0	\$25,000	\$25,000
Total	\$0	\$25,000	\$25,000

Funding Sources

FY2025 Budget

\$0

Total Budget (all years)

\$25K

Project Total

\$25K

Detailed Breakdown

Category	Estimated Actuals	FY2026 <i>In Progress</i>	Future Budgeted	Total
General Fund	\$0	\$25,000	\$0	\$25,000
Total	\$0	\$25,000	\$0	\$25,000

VENTRAC Attachments

Overview

Request Owner	Tom Casal, Parks and Recreation Director
Department	Parks Administration
Type	Capital Equipment
Project Type	Other Equipment
Strategic Plan Goal	High Performing Government

Description

Plow and Broom, All weather CAB, Edger and Aerator

Details

New Purchase or Replacement: New

Strategic Plan Goal or Action: Continue to develop parks near our existing and new population centers

Capital Cost

FY2025 Budget	Total Budget (all years)	Project Total
\$28K	\$28K	\$28K

Detailed Breakdown

Category	Estimated Actuals	FY2025 <i>In Progress</i>	Total
Equipment	\$0	\$28,000	\$28,000
Total	\$0	\$28,000	\$28,000

Funding Sources

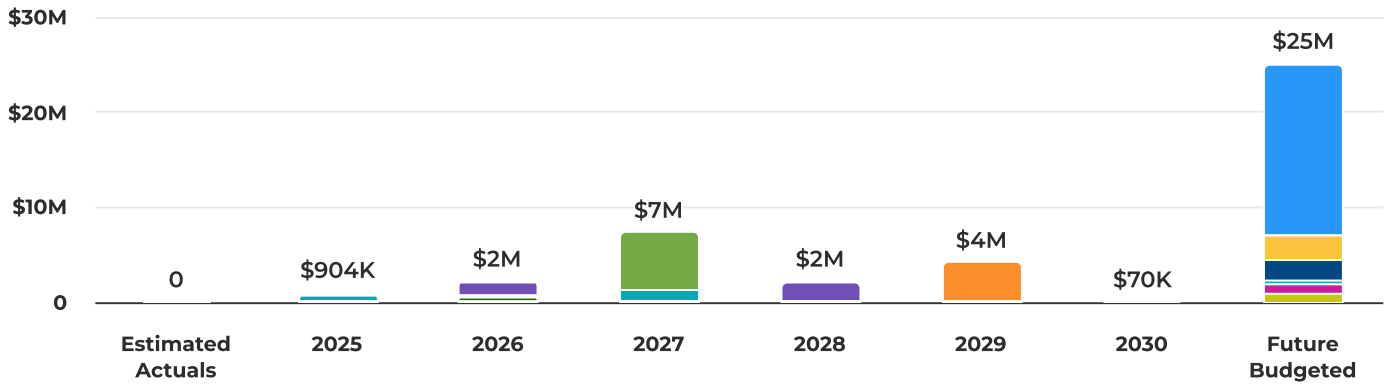
FY2025 Budget	Total Budget (all years)	Project Total
\$28K	\$28K	\$28K

Detailed Breakdown

Category	Estimated Actuals	FY2025 <i>In Progress</i>	Future Budgeted	Total
Parks and Rec Fund	\$0	\$28,000	\$0	\$28,000
Total	\$0	\$28,000	\$0	\$28,000

Parks and Recreation

FY25 - FY30 Parks and Recreation Projects (including Current Year Estimates, Future Budgeted)



● Future 80 Acre Community Park	\$18,000,000	42.89%
● Timnath Ranch Park (Peanut Park)	\$6,265,000	14.93%
● Wild Wing Park	\$4,160,000	9.91%
● Timnath Reservoir Trail and Park	\$3,410,000	8.13%
● Heritage Park	\$2,650,000	6.31%
● Riverbend Park	\$2,100,000	5.00%
● Water Rights and Non-Potable Water	\$2,049,116	4.88%
● Open Space Aquisition	\$1,000,000	2.38%
● TROC Trail	\$800,000	1.91%
● General Trail Improvements	\$625,000	1.49%
● General Park Development	\$420,000	1.00%
● Poudre River Trail Connections	\$335,000	0.80%
● Timnath Community Park	\$150,000	0.36%
● Timnath Recreation Center	\$0	0.00%

Summary of Requests

Project No. / Category	Estimated Actuals	FY2025	FY2026	FY2027	FY2028	FY2029	FY2030	Future Budgeted
-- Future 80 Acre Community Park	\$0	\$0	\$0	\$0	\$0	\$0	\$0	\$18,000,000
-- Timnath Ranch Park (Peanut Park)	\$0	\$0	\$265,000	\$6,000,000	\$0	\$0	\$0	\$0
P2 Wild Wing Park	\$0	\$0	\$0	\$0	\$160,000	\$4,000,000	\$0	\$0
P3 Timnath Reservoir Trail and Park	\$0	\$160,000	\$1,300,000	\$150,000	\$1,800,000	\$0	\$0	\$0
-- Heritage Park	\$0	\$0	\$0	\$0	\$0	\$0	\$0	\$2,650,000

Project No. / Category	Estimated Actuals	FY2025	FY2026	FY2027	FY2028	FY2029	FY2030	Future Budgeted
-- Riverbend Park	\$0	\$0	\$0	\$0	\$0	\$0	\$0	\$2,100,000
P4 Water Rights and Non-Potable Water	\$0	\$549,116	\$0	\$1,000,000	\$0	\$0	\$0	\$500,000
-- Open Space Aquisition	\$0	\$0	\$0	\$0	\$0	\$0	\$0	\$1,000,000
-- TROC Trail	\$0	\$0	\$0	\$0	\$0	\$0	\$0	\$800,000
P5 General Trail Improvements	\$0	\$125,000	\$125,000	\$125,000	\$125,000	\$125,000	\$0	\$0
P7 General Park Development	\$0	\$70,000	\$70,000	\$70,000	\$70,000	\$70,000	\$70,000	\$0
P6 Poudre River Trail Connections	\$0	\$0	\$335,000	\$0	\$0	\$0	\$0	\$0
-- Timnath Community Park	\$0	\$0	\$150,000	\$0	\$0	\$0	\$0	\$0
P1 Timnath Recreation Center	\$0	\$0	\$0	\$0	\$0	\$0	\$0	\$0
Total Summary of Requests	\$0	\$904,116	\$2,245,000	\$7,345,000	\$2,155,000	\$4,195,000	\$70,000	\$25,050,000

Project No. / Category	Total
<i>(continued from above)</i>	
-- Future 80 Acre Community Park	\$18,000,000
-- Timnath Ranch Park (Peanut Park)	\$6,265,000
P2 Wild Wing Park	\$4,160,000
P3 Timnath Reservoir Trail and Park	\$3,410,000
-- Heritage Park	\$2,650,000
-- Riverbend Park	\$2,100,000
P4 Water Rights and Non-Potable Water	\$2,049,116
-- Open Space Aquisition	\$1,000,000
-- TROC Trail	\$800,000
P5 General Trail Improvements	\$625,000
P7 General Park Development	\$420,000
P6 Poudre River Trail Connections	\$335,000
-- Timnath Community Park	\$150,000
P1 Timnath Recreation Center	\$0
Total Summary of Requests	\$41,964,116

Future 80 Acre Community Park

Overview

Request Owner	Tom Casal, Parks and Recreation Director
Department	Parks Administration
Type	Capital Improvement
Project Type	Parks and Recreation
Strategic Plan Goal	High Performing Government
Estimated Start Date	07/8/2030
Estimated Completion Date	07/13/2032

Project Location



Description

Future Park on the KM properties

Details

Type of Project: Park Development

Strategic Plan Goal or Action: Continue to develop parks near our existing and new population centers

Benefit to Community

As per the 2020 Comprehensive plan, this land is targeted to be a regional sports complex

Capital Cost

FY2025 Budget

\$0

Total Budget (all years)

\$0

Project Total

\$0

Detailed Breakdown

Category	Estimated Actuals	FY2029 <i>In Progress</i>	Total
Construction/Maintenance	\$0	\$0	\$0
Total	\$0	\$0	\$0

Funding Sources

FY2025 Budget
\$0

Total Budget (all years)
\$0

Project Total
\$18M

Detailed Breakdown

Category	Estimated Actuals	FY2025 <i>In Progress</i>	Future Budgeted	Total
General Fund	\$0	\$0	\$18,000,000	\$18,000,000
Total	\$0	\$0	\$18,000,000	\$18,000,000

Operational Costs

FY2025 Budget
\$0

Total Budget (all years)
\$0

Project Total
\$0

Detailed Breakdown

Category	Estimated Actuals	Future Budgeted	Total
General Maintenance	\$0	\$0	\$0
Total	\$0	\$0	\$0

General Park Development

Overview

Request Owner	Tom Casal, Parks and Recreation Director
Department	Parks Administration
Type	Capital Improvement
Project Type	Parks and Recreation
Project Number	P7
Strategic Plan Goal	High Performing Government
Estimated Start Date	01/1/2026
Estimated Completion Date	12/31/2026

Project Location



Description

Including playground equipment, trash receptacles, irrigation system upgrades, small phase misc park improvements, contracted staff time, replacement play equipment and plant replacement.

Details

Type of Project: Park Development

Strategic Plan Goal or Action: Deliver Exceptional parks

Benefit to Community

Small project as needed

Capital Cost

FY2025 Budget

\$70K

Total Budget (all years)

\$420K

Project Total

\$420K

Detailed Breakdown

Category	Estimated Actuals	FY2025 In Progress	FY2026 In Progress	FY2027 In Progress	FY2028 In Progress	FY2029 In Progress	FY2030 In Progress	Total
Construction/Maintenance	\$0	\$70,000	\$70,000	\$70,000	\$70,000	\$70,000	\$70,000	\$420,000
Total	\$0	\$70,000	\$70,000	\$70,000	\$70,000	\$70,000	\$70,000	\$420,000

Funding Sources

FY2025 Budget

\$70K

Total Budget (all years)

\$420K

Project Total

\$420K

Detailed Breakdown

Category	Estimated Actuals	FY2025 <i>In Progress</i>	FY2026 <i>In Progress</i>	FY2027 <i>In Progress</i>	FY2028 <i>In Progress</i>	FY2029 <i>In Progress</i>	FY2030 <i>In Progress</i>	Future Budgeted	Total
General Fund	\$0	\$70,000	\$70,000	\$70,000	\$70,000	\$70,000	\$70,000	\$0	\$420,000
Total	\$0	\$70,000	\$70,000	\$70,000	\$70,000	\$70,000	\$70,000	\$0	\$420,000

General Trail Improvements

Overview

Request Owner	Tom Casal, Parks and Recreation Director
Department	Parks Administration
Type	Capital Improvement
Project Type	Parks and Recreation
Project Number	P5
Strategic Plan Goal	High Performing Government
Estimated Start Date	01/6/2025
Estimated Completion Date	12/31/2025

Project Location



Description

Trail infill projects and Improvements

Details

Type of Project: Park Development

Strategic Plan Goal or Action: Create trail connections that fill in gaps in the community trail network, specifically, that connect to larger trail systems or key destinations

Benefit to Community

Connecting the community

Capital Cost

FY2025 Budget

\$125K

Total Budget (all years)

\$625K

Project Total

\$625K

Detailed Breakdown

Category	Estimated Actuals	FY2025 In Progress	FY2026 In Progress	FY2027 In Progress	FY2028 In Progress	FY2029 In Progress	Total
Construction/Maintenance	\$0	\$125,000	\$125,000	\$125,000	\$125,000	\$125,000	\$625,000
Total	\$0	\$125,000	\$125,000	\$125,000	\$125,000	\$125,000	\$625,000

Funding Sources

FY2025 Budget
\$125K

Total Budget (all years)
\$625K

Project Total
\$625K

Detailed Breakdown

Category	Estimated Actuals	FY2025 In Progress	FY2026 In Progress	FY2027 In Progress	FY2028 In Progress	FY2029 In Progress	Future Budgeted	Total
General Fund	\$0	\$125,000	\$125,000	\$125,000	\$125,000	\$125,000	\$0	\$625,000
Total	\$0	\$125,000	\$125,000	\$125,000	\$125,000	\$125,000	\$0	\$625,000

Operational Costs

FY2025 Budget
\$0

Total Budget (all years)
\$0

Project Total
\$0

Detailed Breakdown

Category	Estimated Actuals	FY2025 In Progress	Future Budgeted	Total
General Maintenance		\$0	\$0	\$0
Total		\$0	\$0	\$0

Heritage Park

Overview

Request Owner	Tom Casal, Parks and Recreation Director
Department	Parks Administration
Type	Capital Improvement
Project Type	Parks and Recreation
Strategic Plan Goal	High Performing Government
Estimated Start Date	07/5/2027
Estimated Completion Date	07/27/2028

Project Location



Description

As stated in the 2020 Comprehensive Plan, develop this land is known as Heritage Park for Parks purposes.

Details

Type of Project: Park Development

Strategic Plan Goal or Action: Continue to develop parks near our existing and new population centers

Benefit to Community

Continue to develop parks near our existing and new population centers

Capital Cost

FY2025 Budget

\$0

Total Budget (all years)

\$0

Project Total

\$0

Detailed Breakdown

Category	Estimated Actuals	FY2027 <i>In Progress</i>	Total
Design	\$0	\$0	\$0
Total	\$0	\$0	\$0

Funding Sources

FY2025 Budget

\$0

Total Budget (all years)

\$0

Project Total

\$2.65M

Detailed Breakdown

Category	Estimated Actuals	FY2025 <i>In Progress</i>	Future Budgeted	Total
General Fund	\$0	\$0	\$2,650,000	\$2,650,000
Total	\$0	\$0	\$2,650,000	\$2,650,000

Open Space Aquisition

Overview

Request Owner	Tom Casal, Parks and Recreation Director
Department	Parks Administration
Type	Capital Improvement
Project Type	Parks and Recreation
Strategic Plan Goal	High Performing Government
Estimated Start Date	01/4/2027
Estimated Completion Date	01/25/2027

Project Location



Description

The Acquisition of Open Space as it becomes available.

Details

Type of Project: Open Space Acquisition

Strategic Plan Goal or Action: Create open space land acquisition and maintenance plan

Benefit to Community

As part of the Strategic Plan, I look to purchase open space when available

Capital Cost

FY2025 Budget

\$0

Total Budget (all years)

\$0

Project Total

\$0

Detailed Breakdown

Category	Estimated Actuals	FY2027 <i>In Progress</i>	Total
Land/Right-of-way	\$0	\$0	\$0
Total	\$0	\$0	\$0

Funding Sources

FY2025 Budget
\$0

Total Budget (all years)
\$0

Project Total
\$1M

Detailed Breakdown

Category	Estimated Actuals	FY2026 <i>In Progress</i>	Future Budgeted	Total
General Fund	\$0	\$0	\$1,000,000	\$1,000,000
Total	\$0	\$0	\$1,000,000	\$1,000,000

Operational Costs

FY2025 Budget
\$0

Total Budget (all years)
\$0

Project Total
\$35K

Detailed Breakdown

Category	Estimated Actuals	Future Budgeted	Total
General Maintenance	\$0	\$25,000	\$25,000
Other	\$0	\$10,000	\$10,000
Total	\$0	\$35,000	\$35,000

Poudre River Trail Connections

Overview

Request Owner	Tom Casal, Parks and Recreation Director
Department	Parks Administration
Type	Capital Improvement
Project Type	Parks and Recreation
Project Number	P6
Strategic Plan Goal	High Performing Government
Estimated Start Date	01/30/2025
Estimated Completion Date	11/28/2025

Project Location



Description

There is a small portion of the Poudre Trail that Timnath needs to complete. It connects to the trail section that Larimer County will be completing at some point. It makes sense to include our portion in the Larimer County Section that we will need to pay for. This could include the wayfinding sign project as this has not been completed at this time.

Details

Type of Project: Park Development

Strategic Plan Goal or Action: Create trail connections that fill in gaps in the community trail network, specifically, that connect to larger trail systems or key destinations

Benefit to Community

Improve awareness and direction to all who use the trail and connect with Windsor

Capital Cost

FY2025 Budget	Total Budget (all years)	Project Total
\$0	\$335K	\$335K

Detailed Breakdown

Category	Estimated Actuals	FY2025 <i>In Progress</i>	FY2026 <i>In Progress</i>	Total
Construction/Maintenance	\$0	\$0	\$335,000	\$335,000
Total	\$0	\$0	\$335,000	\$335,000

Funding Sources

FY2025 Budget

\$0

Total Budget (all years)

\$335K

Project Total

\$335K

Detailed Breakdown

Category	Estimated Actuals	FY2025 <i>In Progress</i>	FY2026 <i>In Progress</i>	Future Budgeted	Total
General Fund	\$0	\$0	\$335,000	\$0	\$335,000
Total	\$0	\$0	\$335,000	\$0	\$335,000

Operational Costs

FY2025 Budget

\$0

Total Budget (all years)

\$4K

Project Total

\$4K

Detailed Breakdown

Category	Estimated Actuals	FY2026 <i>In Progress</i>	FY2027 <i>In Progress</i>	FY2028 <i>In Progress</i>	FY2029 <i>In Progress</i>	Future Budgeted	Total
Other	\$0	\$1,000	\$1,000	\$1,000	\$1,000	\$0	\$4,000
Total	\$0	\$1,000	\$1,000	\$1,000	\$1,000	\$0	\$4,000

Riverbend Park

Overview

Request Owner	Tom Casal, Parks and Recreation Director
Department	Parks Administration
Type	Capital Improvement
Project Type	Parks and Recreation
Strategic Plan Goal	High Performing Government
Estimated Start Date	11/1/2030
Estimated Completion Date	11/29/2030

Project Location



Description

As part of the 2020 comprehensive plan, this land is to be developed as a park.

Details

Type of Project: Park Development

Strategic Plan Goal or Action: Continue to develop parks near our existing and new population centers

Benefit to Community

River access to the public

Capital Cost

FY2025 Budget

\$0

Total Budget (all years)

\$0

Project Total

\$0

Detailed Breakdown

Category	Estimated Actuals	FY2029 <i>In Progress</i>	Total
Construction/Maintenance	\$0	\$0	\$0
Total	\$0	\$0	\$0

Funding Sources

FY2025 Budget

\$0

Total Budget (all years)

\$0

Project Total

\$2.1M

Detailed Breakdown

Category	Estimated Actuals	FY2025 <i>In Progress</i>	Future Budgeted	Total
General Fund	\$0	\$0	\$2,100,000	\$2,100,000
Total	\$0	\$0	\$2,100,000	\$2,100,000

Timnath Community Park

Overview

Request Owner	Tom Casal, Parks and Recreation Director
Department	Parks Administration
Type	Capital Improvement
Project Type	Parks and Recreation
Strategic Plan Goal	Healthy Community and Safety
Estimated Start Date	01/5/2026
Estimated Completion Date	03/31/2026

Project Location



Description

The grasses at the entrance to Timnath Community have become a safety issue. Now that they have matured, they create sight distance issues and is a major safety concern. We are looking at removing the grasses and redesigning the entrance to Timnath Community Park

Details

Type of Project: Park Enhancement

Strategic Plan Goal or Action: Exceptional Parks and Community Safety

Benefit to Community

This has become a safety issue where motorists cannot see children in the crosswalk. Parks staff is currently cutting back on these grasses on a regular basis.

Capital Cost

FY2025 Budget
\$0

Total Budget (all years)
\$150K

Project Total
\$150K

Detailed Breakdown

Category	Estimated Actuals	FY2026 In Progress	Total
Construction/Maintenance	\$0	\$130,000	\$130,000
Design	\$0	\$20,000	\$20,000
Total	\$0	\$150,000	\$150,000

Funding Sources

FY2025 Budget

\$0

Total Budget (all years)

\$150K

Project Total

\$150K

Detailed Breakdown

Category	Estimated Actuals	FY2026 <i>In Progress</i>	Future Budgeted	Total
Parks and Recreation Fund	\$0	\$150,000	\$0	\$150,000
Total	\$0	\$150,000	\$0	\$150,000

Timnath Ranch Park (Peanut Park)

Overview

Request Owner	Tom Casal, Parks and Recreation Director
Department	Parks Administration
Type	Capital Improvement
Project Type	Parks and Recreation
Strategic Plan Goal	High Performing Government
Estimated Start Date	01/5/2026
Estimated Completion Date	03/6/2028

Project Location



Description

Master Plan and design in 2026 and Construction in 2027 for Timnath Ranch Park. Construction numbers are based on Wild Wing Park Construction.

Details

Type of Project: Park Development

Strategic Plan Goal or Action: Continue to develop parks near our existing and new population centers

Benefit to Community

As part of the Strategic Plan, this calls for the development of Timnath Ranch Park.

Capital Cost

FY2025 Budget

\$0

Total Budget (all years)

\$6.27M

Project Total

\$6.27M

Detailed Breakdown

Category	Estimated Actuals	FY2026 <i>In Progress</i>	FY2027 <i>In Progress</i>	Total
Construction/Maintenance	\$0	\$0	\$6,000,000	\$6,000,000
Engineering	\$0	\$165,000	\$0	\$165,000
Planning	\$0	\$100,000	\$0	\$100,000
Total	\$0	\$265,000	\$6,000,000	\$6,265,000

Funding Sources

FY2025 Budget

\$0

Total Budget (all years)

\$6.27M

Project Total

\$6.27M

Detailed Breakdown

Category	Estimated Actuals	FY2026 <i>In Progress</i>	FY2027 <i>In Progress</i>	Future Budgeted	Total
Capital Expansion Fund	\$0	\$265,000	\$6,000,000	\$0	\$6,265,000
Total	\$0	\$265,000	\$6,000,000	\$0	\$6,265,000

Operational Costs

FY2025 Budget

\$0

Total Budget (all years)

\$330K

Project Total

\$330K

Detailed Breakdown

Category	Estimated Actuals	FY2027 <i>In Progress</i>	FY2028 <i>In Progress</i>	FY2029 <i>In Progress</i>	FY2030 <i>In Progress</i>	Future Budgeted	Total
General Maintenance	\$0	\$100,000	\$100,000	\$100,000	\$10,000	\$0	\$310,000
Utilities	\$0	\$5,000	\$5,000	\$5,000	\$5,000	\$0	\$20,000
Total	\$0	\$105,000	\$105,000	\$105,000	\$15,000	\$0	\$330,000

Timnath Recreation Center

Overview

Request Owner	Tom Casal, Parks and Recreation Director
Department	Recreation
Type	Capital Improvement
Project Type	Parks and Recreation
Project Number	P1
Strategic Plan Goal	High Performing Government
Estimated Start Date	01/6/2025
Estimated Completion Date	01/31/2029

Project Location



Description

This will be for the design and construction of a Recreation Center

Details

Type of Project: Park Development

Strategic Plan Goal or Action: Discussed during Council Retreat

Benefit to Community

A recreation center will be the community hub that will bring all together. The Town is currently undertaking a feasibility study to see if the Town can make this happen.

Capital Cost

FY2025 Budget
\$50K

Total Budget (all years)
\$98.1M

Project Total
\$98.1M

Detailed Breakdown

Category	Estimated Actuals	FY2025 In Progress	FY2026 In Progress	FY2027 In Progress	FY2028 In Progress	Total
Construction/Maintenance	\$0	\$0	\$0	\$40,000,000	\$35,000,000	\$75,000,000
Engineering	\$0	\$0	\$8,500,000	\$0	\$0	\$8,500,000
Design	\$0	\$0	\$8,500,000	\$0	\$0	\$8,500,000
Other	\$0	\$0	\$0	\$0	\$6,000,000	\$6,000,000
Planning	\$0	\$50,000	\$0	\$0	\$0	\$50,000
Total	\$0	\$50,000	\$17,000,000	\$40,000,000	\$41,000,000	\$98,050,000

Funding Sources

FY2025 Budget
\$0

Total Budget (all years)
\$0

Project Total
\$0

Detailed Breakdown

Category	Estimated Actuals	FY2025 In Progress	Future Budgeted	Total
General Fund	\$0	\$0	\$0	\$0
Total	\$0	\$0	\$0	\$0

Timnath Reservoir Trail and Park

Overview

Request Owner	Tom Casal, Parks and Recreation Director
Department	Reservoir
Type	Capital Improvement
Project Type	Parks and Recreation
Project Number	P3
Strategic Plan Goal	High Performing Government
Estimated Start Date	01/6/2025
Estimated Completion Date	01/31/2028

Project Location



Description

This next section of trail will connect Buss Grove Road with the event space and on top of the damn connecting to WildWing neighborhood with a continuous 10ft concrete path. Per the PROST Master Plan, North/South connectivity is a strong desire for our community.

Details

Type of Project: Park Enhancement

Strategic Plan Goal or Action: Create trail connections that fill in gaps in the community trail network, specifically, that connect to larger trail systems or key destinations

Benefit to Community

Enhanced access and further development of trails around the reservoir

Capital Cost

FY2025 Budget
\$537K

Total Budget (all years)
\$3.79M

Project Total
\$3.79M

Detailed Breakdown

Category	Estimated Actuals	FY2025 <i>In Progress</i>	FY2026 <i>In Progress</i>	FY2027 <i>In Progress</i>	FY2028 <i>In Progress</i>	Total
Construction/Maintenance	\$0	\$376,575	\$1,300,000	\$0	\$1,800,000	\$3,476,575
Engineering	\$0	\$150,000	\$0	\$150,000	\$0	\$300,000
Planning	\$0	\$10,000	\$0	\$0	\$0	\$10,000
Total	\$0	\$536,575	\$1,300,000	\$150,000	\$1,800,000	\$3,786,575

Funding Sources

FY2025 Budget
\$160K

Total Budget (all years)
\$3.41M

Project Total
\$3.41M

Detailed Breakdown

Category	Estimated Actuals	FY2025 <i>In Progress</i>	FY2026 <i>In Progress</i>	FY2027 <i>In Progress</i>	FY2028 <i>In Progress</i>	Future Budgeted	Total
General Fund	\$0	\$160,000	\$1,300,000	\$150,000	\$1,800,000	\$0	\$3,410,000
Total	\$0	\$160,000	\$1,300,000	\$150,000	\$1,800,000	\$0	\$3,410,000

Operational Costs

FY2025 Budget
\$0

Total Budget (all years)
\$20K

Project Total
\$20K

Detailed Breakdown

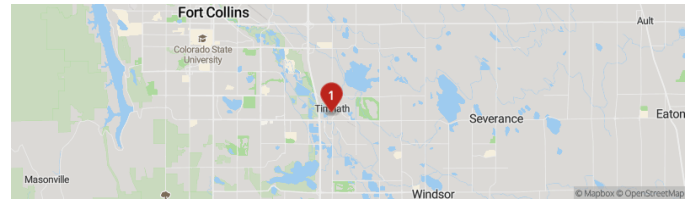
Category	Estimated Actuals	FY2027 <i>In Progress</i>	FY2028 <i>In Progress</i>	FY2029 <i>In Progress</i>	FY2030 <i>In Progress</i>	Future Budgeted	Total
General Maintenance	\$0	\$5,000	\$5,000	\$5,000	\$5,000	\$0	\$20,000
Total	\$0	\$5,000	\$5,000	\$5,000	\$5,000	\$0	\$20,000

TROC Trail

Overview

Request Owner	Tom Casal, Parks and Recreation Director
Department	Parks Administration
Type	Capital Improvement
Project Type	Parks and Recreation
Strategic Plan Goal	High Performing Government
Estimated Start Date	08/1/2026
Estimated Completion Date	12/18/2026

Project Location



Description

Completion of the TROC trail section just north of Harmony Drive. The Town will need to build as it is on Harmony Club property but is the responsibility of Timnath landings to build. We will need to discuss how we need to approach this. I believe we are asking for Landings to pay up front. This section, measuring roughly 1/2 mile will connect Harmony road to the McMorris Property who will then complete the trail to BussGrove

Details

Type of Project: Park Development

Strategic Plan Goal or Action: Create trail connections that fill in gaps in the community trail network, specifically, that connect to larger trail systems or key destinations

Benefit to Community

Connecting trails to improve overall access. As part of the PROST Master Plan, North/South connectivity is a high priority for our residents.

Capital Cost

FY2025 Budget	Total Budget (all years)	Project Total
\$0	\$0	\$0

Detailed Breakdown

Category	Estimated Actuals	FY2025 <i>In Progress</i>	Total
Construction/Maintenance	\$0	\$0	\$0
Total	\$0	\$0	\$0

Funding Sources

FY2025 Budget

\$0

Total Budget (all years)

\$0

Project Total

\$800K

Detailed Breakdown

Category	Estimated Actuals	FY2025 <i>In Progress</i>	FY2026 <i>In Progress</i>	Future Budgeted	Total
General Fund	\$0	\$0	\$0	\$800,000	\$800,000
Total	\$0	\$0	\$0	\$800,000	\$800,000

Operational Costs

FY2025 Budget

\$0

Total Budget (all years)

\$0

Project Total

\$1K

Detailed Breakdown

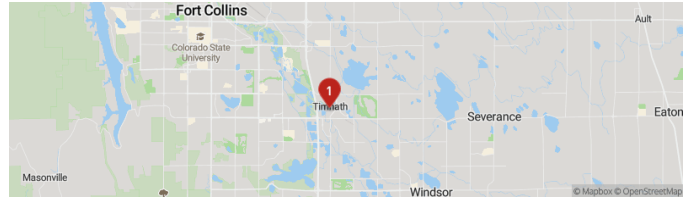
Category	Estimated Actuals	Future Budgeted	Total
Other	\$0	\$1,000	\$1,000
Total	\$0	\$1,000	\$1,000

Water Rights and Non-Potable Water

Overview

Request Owner	Tom Casal, Parks and Recreation Director
Department	Parks Administration
Type	Capital Improvement
Project Type	Parks and Recreation
Project Number	P4
Strategic Plan Goal	Infrastructure
Estimated Start Date	01/12/2026
Estimated Completion Date	01/20/2028

Project Location



Description

As part of the Strategic Plan and 2025 PROST Master Plan, build a water portfolio of raw water rights to supply water to existing and future non-potable systems. 2025 amount is for the reservoir non-pot permanent system construction. We will need to purchase water for Timnath Ranch Park and will also look to purchase water rights for Timnath Community Park and the future Heritage Park.

Details

Type of Project: Park Development

Strategic Plan Goal or Action: Build a water portfolio of raw water rights to supply water to existing and future non-potable systems

Benefit to Community

Irrigation of future Parks

Capital Cost

FY2025 Budget
\$549K

Total Budget (all years)
\$1.55M

Project Total
\$1.55M

Detailed Breakdown

Category	Estimated Actuals	FY2025 <i>In Progress</i>	FY2027 <i>In Progress</i>	FY2028 <i>In Progress</i>	Total
Other	\$0	\$549,116	\$1,000,000	\$0	\$1,549,116
Total	\$0	\$549,116	\$1,000,000	\$0	\$1,549,116

Funding Sources

FY2025 Budget
\$549K

Total Budget (all years)
\$1.55M

Project Total
\$2.05M

Detailed Breakdown

Category	Estimated Actuals	FY2025 <i>In Progress</i>	FY2027 <i>In Progress</i>	Future Budgeted	Total
General Fund	\$0	\$549,116	\$0	\$500,000	\$1,049,116
Parks and Recreation Fund	\$0	\$0	\$1,000,000	\$0	\$1,000,000
Total	\$0	\$549,116	\$1,000,000	\$500,000	\$2,049,116

Wild Wing Park

Overview

Request Owner	Tom Casal, Parks and Recreation Director
Department	Parks Administration
Type	Capital Improvement
Project Type	Parks and Recreation
Project Number	P2
Strategic Plan Goal	High Performing Government
Estimated Start Date	01/6/2025
Estimated Completion Date	01/8/2029

Project Location



Description

Phase 2 Construction Design in 2028 with construction starting in 2029

Details

Type of Project: Park Development

Strategic Plan Goal or Action: Continue to develop parks near our existing and new population centers

Benefit to Community

Enhance Wild Wing Park, although there will be an update during the design phase, Phase 2 is slated to upgrade the parking on the East Side, add Tennis Courts, expand the community garden, replace the volleyball courts and address the east end native area.

Capital Cost

FY2025 Budget

\$0

Total Budget (all years)

\$4.16M

Project Total

\$4.16M

Detailed Breakdown

Category	Estimated Actuals	FY2028 <i>In Progress</i>	FY2029 <i>In Progress</i>	Total
Construction/Maintenance	\$0	\$0	\$4,000,000	\$4,000,000
Engineering	\$0	\$160,000	\$0	\$160,000
Total	\$0	\$160,000	\$4,000,000	\$4,160,000

Funding Sources

FY2025 Budget

\$0

Total Budget (all years)

\$4.16M

Project Total

\$4.16M

Detailed Breakdown

Category	Estimated Actuals	FY2025 <i>In Progress</i>	FY2028 <i>In Progress</i>	FY2029 <i>In Progress</i>	Future Budgeted	Total
General Fund	\$0	\$0	\$160,000	\$4,000,000	\$0	\$4,160,000
Total	\$0	\$0	\$160,000	\$4,000,000	\$0	\$4,160,000

Operational Costs

FY2025 Budget

\$0

Total Budget (all years)

\$30K

Project Total

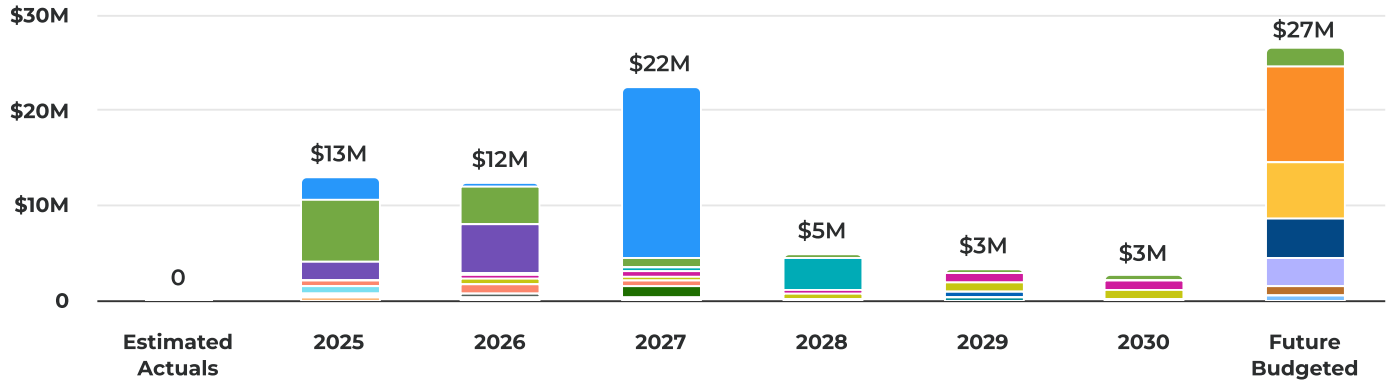
\$33K

Detailed Breakdown

Category	Estimated Actuals	FY2029 <i>In Progress</i>	FY2030 <i>In Progress</i>	Future Budgeted	Total
General Maintenance	\$0	\$10,000	\$10,000	\$0	\$20,000
Utilities	\$0	\$5,000	\$5,000	\$0	\$10,000
Other	\$0	\$0	\$0	\$3,000	\$3,000
Total	\$0	\$15,000	\$15,000	\$3,000	\$33,000

Roads and Utilities

FY25 - FY30 Roads and Utilities Projects (including Current Year Estimates, Future Budgeted)



CR 5 Bridge and Widening	\$21,000,000	24.61%
Broadband	\$15,000,000	17.58%
CR 5 - Weitzel to N Ladera Property	\$10,000,000	11.72%
Timnath Parkway - Buss Grove to Main St	\$7,000,000	8.20%
Colorado Blvd & Prospect Rd Intersection Impv	\$6,300,000	7.38%
CR 5 Widening - South of Prospect	\$4,000,000	4.69%
Timnath Parkway - 4th Street to Buss Grove	\$3,700,000	4.34%
Transportation Improvements	\$3,500,000	4.10%
Development Reimbursement	\$3,500,000	4.10%
Kechter Road Widening	\$3,000,000	3.52%
Signal Upgrade Implementation	\$2,000,000	2.34%
CR 5 Widening - Kechter to Weitzel	\$1,200,000	1.41%
Buss Grove - Main Street to Frontage Road	\$1,000,000	1.17%
Street Light Acquisitions	\$750,000	0.88%
CR 5 & Kechter Road Signal	\$750,000	0.88%
Main St - Old Town Rdwy Impv	\$650,000	0.76%
Colorado Blvd - Regional Realignment	\$500,000	0.59%
Neighborhood Traffic Calming Program	\$350,000	0.41%
Pedestrian Crossing Program	\$350,000	0.41%
Colorado Blvd - Culvert Replacement	\$300,000	0.35%
Kern Street Extension	\$250,000	0.29%
4th Avenue Sewer Connections	\$242,500	0.28%

● Main St - 5th St to Buss Grove **\$0** 0.00%

Summary of Requests

Project No. / Category	Estimated Actuals	FY2025	FY2026	FY2027	FY2028	FY2029	FY2030
R1 CR 5 Bridge and Widening	\$0	\$2,500,000	\$500,000	\$18,000,000	\$0	\$0	\$0
U1 Broadband	\$0	\$6,500,000	\$4,000,000	\$1,000,000	\$500,000	\$500,000	\$500,000
-- CR 5 - Weitzel to N Ladera Property	\$0	\$0	\$0	\$0	\$0	\$0	\$0
R3 Timnath Parkway - Buss Grove to Main St	\$0	\$2,000,000	\$5,000,000	\$0	\$0	\$0	\$0
R2 Colorado Blvd & Prospect Rd Intersection Impv	\$0	\$0	\$200,000	\$0	\$0	\$0	\$0
-- CR 5 Widening - South of Prospect	\$0	\$0	\$0	\$0	\$0	\$0	\$0
R5 Timnath Parkway - 4th Street to Buss Grove	\$0	\$0	\$0	\$400,000	\$3,300,000	\$0	\$0
-- Transportation Improvements	\$0	\$0	\$500,000	\$500,000	\$500,000	\$1,000,000	\$1,000,000
-- Development Reimbursement	\$0	\$0	\$500,000	\$500,000	\$500,000	\$1,000,000	\$1,000,000
-- Kechter Road Widening	\$0	\$0	\$0	\$0	\$0	\$0	\$0
R4 Signal Upgrade Implementation	\$0	\$500,000	\$1,000,000	\$500,000	\$0	\$0	\$0
-- CR 5 Widening - Kechter to Weitzel	\$0	\$0	\$0	\$1,200,000	\$0	\$0	\$0
-- Buss Grove - Main Street to Frontage Road	\$0	\$0	\$0	\$0	\$0	\$0	\$0
-- Street Light Acquisitions	\$0	\$0	\$500,000	\$250,000	\$0	\$0	\$0
R6 CR 5 & Kechter Road Signal	\$0	\$750,000	\$0	\$0	\$0	\$0	\$0
R10 Main St - Old Town Rdwy Impv	\$0	\$20,000	\$130,000	\$0	\$0	\$500,000	\$0

Roads and Utilities

Project No. / Category	Estimated Actuals	FY2025	FY2026	FY2027	FY2028	FY2029	FY2030
-- Colorado Blvd - Regional Realignment	\$0	\$0	\$0	\$0	\$0	\$0	\$0
R7 Neighborhood Traffic Calming Program	\$0	\$100,000	\$50,000	\$50,000	\$50,000	\$50,000	\$50,000
R8 Pedestrian Crossing Program	\$0	\$100,000	\$50,000	\$50,000	\$50,000	\$50,000	\$50,000
-- Colorado Blvd - Culvert Replacement	\$0	\$300,000	\$0	\$0	\$0	\$0	\$0
-- Kern Street Extension	\$0	\$0	\$0	\$0	\$0	\$250,000	\$0
U2 4th Avenue Sewer Connections	\$0	\$242,500	\$0	\$0	\$0	\$0	\$0
R11 Main St - 5th St to Buss Grove	\$0	\$0	\$0	\$0	\$0	\$0	\$0
Total Summary of Requests	\$0	\$13,012,500	\$12,430,000	\$22,450,000	\$4,900,000	\$3,350,000	\$2,600,000

Project No. / Category <i>(continued from above)</i>	Future Budgeted
R1 CR 5 Bridge and Widening	\$0
U1 Broadband	\$2,000,000
-- CR 5 - Weitzel to N Ladera Property	\$10,000,000
R3 Timnath Parkway - Buss Grove to Main St	\$0
R2 Colorado Blvd & Prospect Rd Intersection Impv	\$6,100,000
-- CR 5 Widening - South of Prospect	\$4,000,000
R5 Timnath Parkway - 4th Street to Buss Grove	\$0
-- Transportation Improvements	\$0
-- Development Reimbursement	\$0
-- Kechter Road Widening	\$3,000,000

Project No. / Category <i>(continued from above)</i>		Future Budgeted
R4	Signal Upgrade Implementation	\$0
--	CR 5 Widening - Kechter to Weitzel	\$0
--	Buss Grove - Main Street to Frontage Road	\$1,000,000
--	Street Light Acquisitions	\$0
R6	CR 5 & Kechter Road Signal	\$0
R10	Main St - Old Town Rdwy Impv	\$0
--	Colorado Blvd - Regional Realignment	\$500,000
R7	Neighborhood Traffic Calming Program	\$0
R8	Pedestrian Crossing Program	\$0
--	Colorado Blvd - Culvert Replacement	\$0
--	Kern Street Extension	\$0
U2	4th Avenue Sewer Connections	\$0
R11	Main St - 5th St to Buss Grove	\$0
Total Summary of Requests		\$26,600,000

Project No. / Category <i>(continued from above)</i>		Total
R1	CR 5 Bridge and Widening	\$21,000,000
U1	Broadband	\$15,000,000
--	CR 5 - Weitzel to N Ladera Property	\$10,000,000
R3	Timnath Parkway - Buss Grove to Main St	\$7,000,000
R2	Colorado Blvd & Prospect Rd Intersection Impv	\$6,300,000

Project No. / Category <i>(continued from above)</i>		Total
--	CR 5 Widening - South of Prospect	\$4,000,000
R5	Timnath Parkway - 4th Street to Buss Grove	\$3,700,000
--	Transportation Improvements	\$3,500,000
--	Development Reimbursement	\$3,500,000
--	Kechter Road Widening	\$3,000,000
R4	Signal Upgrade Implementation	\$2,000,000
--	CR 5 Widening - Kechter to Weitzel	\$1,200,000
--	Buss Grove - Main Street to Frontage Road	\$1,000,000
--	Street Light Acquisitions	\$750,000
R6	CR 5 & Kechter Road Signal	\$750,000
R10	Main St - Old Town Rdwy Impv	\$650,000
--	Colorado Blvd - Regional Realignment	\$500,000
R7	Neighborhood Traffic Calming Program	\$350,000
R8	Pedestrian Crossing Program	\$350,000
--	Colorado Blvd - Culvert Replacement	\$300,000
--	Kern Street Extension	\$250,000
U2	4th Avenue Sewer Connections	\$242,500
R11	Main St - 5th St to Buss Grove	\$0
Total Summary of Requests		\$85,342,500

4th Avenue Sewer Connections

Overview

Request Owner	Earl Smith, Senior Civil Engineer
Department	Public Works
Type	Capital Improvement
Project Type	Roads and Utilities
Project Number	U2
Strategic Plan Goal	Infrastructure
Estimated Start Date	01/1/2025
Estimated Completion Date	12/31/2025

Project Location



Description

- The project is to connect the last three Old Town properties to municipal sewer.
- In 2008, the Town passed Ordinance 28-2008 that required properties to connect, and provided steps to cover the costs.
- These properties were not able to be previously connected as the sewer in Kern Street was not deep enough to serve them. With the completion of Timnath Landings, it is now possible to provide service to these parcels.

Details

Type of Project: Other

Strategic Plan Goal or Action: n/a

Timnath Development Authority: Yes

Benefit to Community

Connecting the last three Old Town properties to the municipal sewer will enhance public health, and ensure equitable access to modern infrastructure, fostering cohesive community development.

Capital Cost

FY2025 Budget

\$243K

Total Budget (all years)

\$243K

Project Total

\$243K

Detailed Breakdown

Category	Estimated Actuals	FY2025 In Progress	Total
Construction/Maintenance	\$0	\$242,500	\$242,500
Total	\$0	\$242,500	\$242,500

Funding Sources

FY2025 Budget
\$243K

Total Budget (all years)
\$243K

Project Total
\$243K

Detailed Breakdown

Category	Estimated Actuals	FY2025 <i>In Progress</i>	Future Budgeted	Total
General Fund	\$0	\$242,500	\$0	\$242,500
Total	\$0	\$242,500	\$0	\$242,500

Operational Costs

FY2025 Budget
\$0

Total Budget (all years)
\$0

Project Total
\$0

Detailed Breakdown

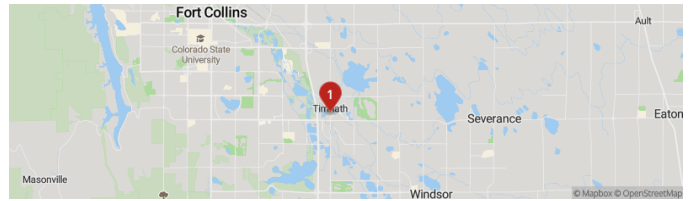
Category	Estimated Actuals	FY2025 <i>In Progress</i>	FY2026 <i>In Progress</i>	FY2027 <i>In Progress</i>	FY2028 <i>In Progress</i>	FY2029 <i>In Progress</i>	Future Budgeted	Total
Utilities	\$0	\$0	\$0	\$0	\$0	\$0	\$0	\$0
Total	\$0	\$0	\$0	\$0	\$0	\$0	\$0	\$0

Broadband

Overview

Request Owner	Earl Smith, Senior Civil Engineer
Department	Public Works
Type	Capital Improvement
Project Type	Roads and Utilities
Project Number	U1
Strategic Plan Goal	Infrastructure
Estimated Start Date	01/1/2023
Estimated Completion Date	12/31/2030

Project Location



Description

The Town has entered an IGA (Intergovernmental Agreement) with Loveland to provide Pulse Broadband fiber to every property in Timnath. Construction is underway for the two core routes serving town. Construction of the distribution networks will follow soon. Town service will be based at a centralized location at 4800 Goodman. This project will be built in phases, currently planned for 2023-2026. Timnath will receive 25% of the gross revenue for the wireline broadband service charged by Pulse.

Details

Type of Project: Other

Timnath Development Authority: Yes

Strategic Plan Goal or Action: Implement a Broadband plan for Timnath

Benefit to Community

- **Economic Development:** Improved internet infrastructure can attract businesses and support economic growth in the community.
- **Future-Proof Infrastructure:** Building a robust fiber network prepares the town for future technological advancements and increased demand for high-speed internet.

Capital Cost

FY2025 Budget
\$6.5M

Total Budget (all years)
\$13M

Project Total
\$13M

Detailed Breakdown

Category	Estimated Actuals	FY2025 In Progress	FY2026 In Progress	FY2027 In Progress	FY2028 In Progress	FY2029 In Progress	FY2030 In Progress	Total
Construction/Maintenance	\$0	\$6,500,000	\$4,000,000	\$1,000,000	\$500,000	\$500,000	\$500,000	\$13,000,000
Total	\$0	\$6,500,000	\$4,000,000	\$1,000,000	\$500,000	\$500,000	\$500,000	\$13,000,000

Funding Sources

FY2025 Budget
\$6.5M

Total Budget (all years)
\$13M

Project Total
\$15M

Detailed Breakdown

Category	Estimated Actuals	FY2025 In Progress	FY2026 In Progress	FY2027 In Progress	FY2028 In Progress	FY2029 In Progress	FY2030 In Progress	Future Budgeted
General Fund	\$0	\$6,500,000	\$4,000,000	\$1,000,000	\$500,000	\$500,000	\$500,000	\$2,000,000
Total	\$0	\$6,500,000	\$4,000,000	\$1,000,000	\$500,000	\$500,000	\$500,000	\$2,000,000

Category	Total
<i>(continued from above)</i>	
General Fund	\$15,000,000
Total	\$15,000,000

Operational Costs

FY2025 Budget
\$12K

Total Budget (all years)
\$87K

Project Total
\$87K

Detailed Breakdown

Category	Estimated Actuals	FY2025 In Progress	FY2026 In Progress	FY2027 In Progress	FY2028 In Progress	FY2029 In Progress	FY2030 In Progress	Future Budgeted	Total
Utilities	\$0	\$12,000	\$13,000	\$14,000	\$15,000	\$16,000	\$17,000	\$0	\$87,000
Total	\$0	\$12,000	\$13,000	\$14,000	\$15,000	\$16,000	\$17,000	\$0	\$87,000

Buss Grove - Main Street to Frontage Road

Overview

Request Owner	Earl Smith, Senior Civil Engineer
Department	Public Works
Type	Capital Improvement
Project Type	Roads and Utilities
Strategic Plan Goal	Infrastructure
Estimated Start Date	04/1/2030
Estimated Completion Date	12/31/2030

Description

Buss Grove - Main Street to Frontage Road

Details

Benefit to Community: Improved Road Quality: Upgrading the gravel road with a chip seal or asphalt overlay will provide a smoother, more durable surface for drivers. Extended Road Lifespan: Enhancing the existing road will extend its lifespan, delaying the need for more extensive and costly improvements.

Type of Project: Rehabilitation of Road or Bridge
Strategic Plan Goal or Action: Ensure roads and intersections are improved and traffic control is digitally monitored and adjusted using the latest technology.

Capital Cost

FY2025 Budget	Total Budget (all years)	Project Total
\$0	\$0	\$0

Detailed Breakdown

Category	Estimated Actuals	FY2026 <i>In Progress</i>	Total
Other	\$0	\$0	\$0
Total	\$0	\$0	\$0

Funding Sources

FY2025 Budget

\$0

Total Budget (all years)

\$0

Project Total

\$1M

Detailed Breakdown

Category	Estimated Actuals	FY2025 <i>In Progress</i>	FY2026 <i>In Progress</i>	Future Budgeted	Total
General Fund	\$0	\$0	\$0	\$1,000,000	\$1,000,000
Total	\$0	\$0	\$0	\$1,000,000	\$1,000,000

Operational Costs

FY2025 Budget

\$0

Total Budget (all years)

\$0

Project Total

\$0

Detailed Breakdown

Category	Estimated Actuals	FY2025 <i>In Progress</i>	FY2026 <i>In Progress</i>	Future Budgeted	Total
Other	\$0	\$0	\$0	\$0	\$0
Total	\$0	\$0	\$0	\$0	\$0

Colorado Blvd - Culvert Replacement

Overview

Request Owner	Earl Smith, Senior Civil Engineer
Department	Public Works
Type	Capital Improvement
Project Type	Roads and Utilities
Strategic Plan Goal	Infrastructure
Estimated Start Date	09/2/2024
Estimated Completion Date	12/31/2024

Description

Culvert

Details

Benefit to Community: n/a

Timnath Development Authority: No

Type of Project: Rehabilitation of Road or Bridge

Strategic Plan Goal or Action: Plan for flood control and new bridge infrastructure.

Capital Cost

FY2025 Budget

\$300K

Total Budget (all years)

\$300K

Project Total

\$300K

Detailed Breakdown

Category	Estimated Actuals	FY2025 <i>In Progress</i>	Total
Other	\$0	\$300,000	\$300,000
Total	\$0	\$300,000	\$300,000

Funding Sources

FY2025 Budget
\$300K

Total Budget (all years)
\$300K

Project Total
\$300K

Detailed Breakdown

Category	Estimated Actuals	FY2025 <i>In Progress</i>	FY2026 <i>In Progress</i>	FY2027 <i>In Progress</i>	Future Budgeted	Total
General Fund	\$0	\$300,000	\$0	\$0	\$0	\$300,000
Total	\$0	\$300,000	\$0	\$0	\$0	\$300,000

Operational Costs

FY2025 Budget
\$0

Total Budget (all years)
\$0

Project Total
\$0

Detailed Breakdown

Category	Estimated Actuals	FY2025 <i>In Progress</i>	FY2026 <i>In Progress</i>	Future Budgeted	Total
Other	\$0	\$0	\$0	\$0	\$0
Total	\$0	\$0	\$0	\$0	\$0

Colorado Blvd - Regional Realignment

Overview

Request Owner	Kim Koivuniemi, Senior Civil Engineer
Department	Public Works
Type	Capital Improvement
Project Type	Roads and Utilities
Strategic Plan Goal	Infrastructure
Estimated Start Date	01/1/2030
Estimated Completion Date	01/1/2030

Description

The Colorado Blvd Realignment Project will realign Colorado Boulevard north of Jacoby Road (WCR 68 1/2) by shifting the roadway to the west and crossing the Greeley No. 2 Canal. This project is a continuation of the Colorado Boulevard realignment south of Jacoby Road, which is expected to be completed in 2025. Upon completion, Colorado Boulevard will be continuous, eliminating the existing tight curves and improving traffic flow for Timnath and regional traffic. This project will be designed and constructed by the Town of Windsor, with funds identified in the CIP as a potential Timnath contribution. This project has been identified as a regional priority in the Transportation Master Plan.

Details

Benefit to Community: Enhanced Connectivity: Realigning Colorado Boulevard will create a continuous roadway, improving connectivity for Timnath and surrounding communities. Improved Traffic Flow: The new alignment will eliminate tight curves, facilitating smoother traffic flow and reducing congestion in the area. Regional Integration: This project supports regional transportation goals by connecting key arterial roads, enhancing the overall transportation network. Forward Planning: Completing the road alignment ahead of future development ensures readiness for increased traffic demands and supports long-term growth and infrastructure needs.

Type of Project: New Road or Bridge

Strategic Plan Goal or Action: N/A

Capital Cost

FY2025 Budget
\$0

Total Budget (all years)
\$0

Project Total
\$0

Detailed Breakdown

Category	Estimated Actuals	FY2026 <i>In Progress</i>	Total
Other	\$0	\$0	\$0
Total	\$0	\$0	\$0

Funding Sources

FY2025 Budget
\$0

Total Budget (all years)
\$0

Project Total
\$500K

Detailed Breakdown

Category	Estimated Actuals	FY2025 <i>In Progress</i>	Future Budgeted	Total
General Fund	\$0	\$0	\$500,000	\$500,000
Total	\$0	\$0	\$500,000	\$500,000

Operational Costs

FY2025 Budget
\$0

Total Budget (all years)
\$0

Project Total
\$0

Detailed Breakdown

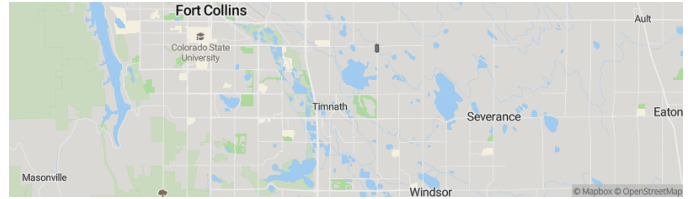
Category	Estimated Actuals	FY2025 <i>In Progress</i>	Future Budgeted	Total
Other	\$0	\$0	\$0	\$0
Total	\$0	\$0	\$0	\$0

Colorado Blvd & Prospect Rd Intersection Impv

Overview

Request Owner	Kim Koivuniemi, Senior Civil Engineer
Department	Public Works
Type	Capital Improvement
Project Type	Roads and Utilities
Project Number	R2
Strategic Plan Goal	Infrastructure
Estimated Start Date	01/1/2025
Estimated Completion Date	12/31/2025

Project Location



Description

The Colorado Blvd & Prospect Rd Intersection Improvements project focuses on the conceptual design of ultimate intersection improvements to realign Colorado Boulevard and eliminate the offset intersection. This realignment will enhance safety and improve traffic flow. Funds for design and construction have been identified for future years.

Additionally, the project's design and construction may be eligible for future grant funding, which will be explored and identified during the conceptual stage, ensuring the project maximizes potential financial resources and benefits from early planning.

This project has been identified as a long-term priority in the Transportation Master Plan.

Details

Type of Project: New Road or Bridge

Strategic Plan Goal or Action: Promote multimodal transportation options to enhance connectivity.

Benefit to Community

- **Enhanced Safety:** Realigning the intersection will reduce the potential for accidents, creating a safer environment for motorists, cyclists, and pedestrians.
- **Improved Traffic Flow:** Eliminating the offset intersection will streamline traffic movement, reducing congestion and improving overall traffic efficiency.

Capital Cost

FY2025 Budget
\$0

Total Budget (all years)
\$200K

Project Total
\$200K

Detailed Breakdown

Category	Estimated Actuals	FY2025 <i>In Progress</i>	FY2026 <i>In Progress</i>	Total
Design	\$0	\$0	\$200,000	\$200,000
Total	\$0	\$0	\$200,000	\$200,000

Funding Sources

FY2025 Budget
\$0

Total Budget (all years)
\$200K

Project Total
\$6.3M

Detailed Breakdown

Category	Estimated Actuals	FY2025 <i>In Progress</i>	FY2026 <i>In Progress</i>	Future Budgeted	Total
General Fund	\$0	\$0	\$200,000	\$6,100,000	\$6,300,000
Total	\$0	\$0	\$200,000	\$6,100,000	\$6,300,000

Operational Costs

FY2025 Budget
\$0

Total Budget (all years)
\$0

Project Total
\$0

Detailed Breakdown

Category	Estimated Actuals	FY2025 <i>In Progress</i>	Future Budgeted	Total
Utilities	\$0	\$0	\$0	\$0
Total	\$0	\$0	\$0	\$0

CR 5 - Weitzel to N Ladera Property

Overview

Request Owner	Kim Koivuniemi, Senior Civil Engineer
Department	Public Works
Type	Capital Improvement
Project Type	Roads and Utilities
Strategic Plan Goal	Infrastructure
Estimated Start Date	01/1/2030
Estimated Completion Date	01/1/2030

Description

The CR 5 Widening Project aims to expand CR 5 to its ultimate four-lane section from north of Weitzel Street to just south of the bridge. This project will bring the corridor to current design standards and enhance overall safety and resilience. The design work is being handled as part of a separate CIP project in order to plan and design for the ultimate condition and is identified for a future construction year when traffic demands necessitate widening to four lanes. This project is identified in the Transportation Main Plan as a long-term improvement.

Details

Benefit to Community: Increased Capacity: Widening to four lanes will accommodate future traffic demands, reducing congestion and improving traffic flow. Forward Planning: Proactively addressing future needs ensures the road infrastructure will be adequate as traffic volumes increase. Improved Connectivity: Enhancing this key corridor supports better connectivity for residents, businesses, and emergency services.

Type of Project: New Road or Bridge

Timnath Development Authority: No

Strategic Plan Goal or Action: Lead efforts on flood control measures and the construction of the new bridge.

Capital Cost

FY2025 Budget

\$0

Total Budget (all years)

\$0

Project Total

\$0

Detailed Breakdown

Category	Estimated Actuals	FY2025 <i>In Progress</i>	Total
Other	\$0	\$0	\$0
Construction/Maintenance	\$0	\$0	\$0
Total	\$0	\$0	\$0

Funding Sources

FY2025 Budget

\$0

Total Budget (all years)

\$0

Project Total

\$10M

Detailed Breakdown

Category	Estimated Actuals	FY2025 <i>In Progress</i>	Future Budgeted	Total
General Fund	\$0	\$0	\$10,000,000	\$10,000,000
Total	\$0	\$0	\$10,000,000	\$10,000,000

Operational Costs

FY2025 Budget

\$0

Total Budget (all years)

\$0

Project Total

\$0

Detailed Breakdown

Category	Estimated Actuals	FY2025 <i>In Progress</i>	Future Budgeted	Total
Other	\$0	\$0	\$0	\$0
Total	\$0	\$0	\$0	\$0

CR 5 & Kechter Road Signal

Overview

Request Owner	Kim Koivuniemi, Senior Civil Engineer
Department	Public Works
Type	Capital Improvement
Project Type	Roads and Utilities
Project Number	R6
Strategic Plan Goal	Infrastructure
Estimated Start Date	01/1/2025
Estimated Completion Date	08/1/2025

Project Location



Description

The Kechter Road Signal Improvements project will add a traffic signal at the intersection of Kechter Road and CR 5. This improvement is recommended based on the Traffic Impact Study completed by the adjacent development. The project will be designed and constructed by the adjacent developer per the road reimbursement agreement.

Per the Reimbursement Agreement, the Town will cover 75% of the construction costs. These costs are eligible for reimbursement if adjacent properties develop and annex into the Town in the future.

This project has been identified as a near-term priority in the Transportation Master Plan.

Details

Type of Project: Other

Strategic Plan Goal or Action: Continue to make traffic solutions a budget priority

Benefit to Community

Safety and Connectivity: The new traffic signal will improve safety and traffic flow at the intersection, reducing the likelihood of accidents and ensuring smoother transportation for all users.

Capital Cost

FY2025 Budget
\$750K

Total Budget (all years)
\$750K

Project Total
\$750K

Detailed Breakdown

Category	Estimated Actuals	FY2025 <i>In Progress</i>	Total
Construction/Maintenance	\$0	\$750,000	\$750,000
Total	\$0	\$750,000	\$750,000

Funding Sources

FY2025 Budget
\$750K

Total Budget (all years)
\$750K

Project Total
\$750K

Detailed Breakdown

Category	Estimated Actuals	FY2025 <i>In Progress</i>	Future Budgeted	Total
General Fund	\$0	\$750,000	\$0	\$750,000
Total	\$0	\$750,000	\$0	\$750,000

Operational Costs

FY2025 Budget
\$0

Total Budget (all years)
\$0

Project Total
\$0

Detailed Breakdown

Category	Estimated Actuals	FY2025 <i>In Progress</i>	Future Budgeted	Total
Utilities	\$0	\$0	\$0	\$0
Total	\$0	\$0	\$0	\$0

CR 5 Bridge and Widening

Overview

Request Owner	Kim Koivuniemi, Senior Civil Engineer
Department	Public Works
Type	Capital Improvement
Project Type	Roads and Utilities
Project Number	R1
Strategic Plan Goal	Infrastructure
Estimated Start Date	07/23/2024
Estimated Completion Date	12/31/2028

Project Location



Description

The CR 5 Bridge and Widening Project will expand CR 5 into a four-lane arterial roadway from Weitzel Street to Deer Park Avenue. This includes replacing or widening the existing bridge over the Cache La Poudre River. Additionally, the project will relocate the CR 5 and Harmony Road intersection eastward to connect with the Timnath Parkway, which is currently under construction.

CR 5 serves as a vital north-south arterial road. With the Timnath Parkway extension from Deer Park Avenue to Buss Grove Road nearing completion, it is essential for the Town to continue upgrading the connecting CR 5 corridor to the south. The CR 5 Bridge and Widening Project aims to accommodate expected growth in traffic volume and improve the overall transportation infrastructure in the area.

This project will be constructed in two phases:

- **Phase One:** Widening of CR 5 to a 4 lane arterial from the bridge and road north to tie in Timnath Parkway at Deer Park Avenue.
- **Phase Two:** Widening of CR 5 to a 4 lane arterial from Weitzel Street north to the bridge. This phase will be constructed once traffic demand is met and funds have been identified. This phase's construction is identified as a separate CIP project.

In addition to local funds, the project will be funded with reimbursements from adjacent developments, including the Timnath Landings and Ladera properties.

This project has been identified as a near-term priority in the Transportation Master Plan.

Details

Type of Project: New Road or Bridge






Strategic Plan Goal or Action: Plan for flood control and new bridge infrastructure.

Timnath Development Authority: No

Benefit to Community

- Enhanced Capacity:** Expanding CR 5 to a four-lane arterial road will accommodate expected growth in traffic volume, reducing congestion and improving traffic flow.
- Improved Connectivity:** Relocating the CR 5 and Harmony Road intersection to connect with the Timnath Parkway will enhance connectivity and access for residents and businesses.
- Upgraded Infrastructure:** Replacing or widening the existing bridge over the Cache La Poudre River will improve the overall transportation infrastructure and ensure long-term reliability and safety.
- Coordinated Development:** Partnering with adjacent developments for funding ensures a collaborative approach to infrastructure improvements, maximizing efficiency and resource allocation.

Supplemental Attachments

-  [Timnath Landing Amended and Restated Master Subdivision Improvement Agreement-4.pdf](#)
-  [Timnath Landing Amended and Restated Master Subdivision Improvement Agreement-3.pdf](#)
-  [Timnath Landing Amended and Restated Master Subdivision Improvement Agreement-2.pdf](#)
-  [Timnath Landing Amended and Restated Master Subdivision Improvement Agreement-1.pdf](#)
-  [020-2024 Approving the Kecter Road and Main Street Improvement and Reimbursement Agreement.pdf](#)

Capital Cost

FY2025 Budget
\$756K

Total Budget (all years)
\$22.2M

Project Total
\$22.2M

Detailed Breakdown

Category	Estimated Actuals	FY2025 <i>In Progress</i>	FY2026 <i>In Progress</i>	FY2027 <i>In Progress</i>	Total
Construction/Maintenance	\$0	\$0	\$0	\$18,000,000	\$18,000,000
Engineering	\$0	\$756,415	\$3,418,585	\$0	\$4,175,000
Land/Right-of-way	\$0	\$0	\$50,000	\$0	\$50,000
Total	\$0	\$756,415	\$3,468,585	\$18,000,000	\$22,225,000

Funding Sources

FY2025 Budget
\$2.5M

Total Budget (all years)
\$21M

Project Total
\$21M

Detailed Breakdown

Category	Estimated Actuals	FY2025 <i>In Progress</i>	FY2026 <i>In Progress</i>	FY2027 <i>In Progress</i>	Future Budgeted	Total
General Fund	\$0	\$2,500,000	\$500,000	\$18,000,000	\$0	\$21,000,000
Total	\$0	\$2,500,000	\$500,000	\$18,000,000	\$0	\$21,000,000

Operational Costs

FY2025 Budget
\$0

Total Budget (all years)
\$0

Project Total
\$0

Detailed Breakdown

Category	Estimated Actuals	FY2025 <i>In Progress</i>	Future Budgeted	Total
Utilities	\$0	\$0	\$0	\$0
Total	\$0	\$0	\$0	\$0

CR 5 Widening - Kechter to Weitzel

Overview

Request Owner	Kim Koivuniemi, Senior Civil Engineer
Department	Public Works
Type	Capital Improvement
Project Type	Roads and Utilities
Strategic Plan Goal	Infrastructure
Estimated Start Date	01/1/2027
Estimated Completion Date	12/31/2027

Description

The CR 5 Widening Project - Kechter to Weitzel aims to expand this section of roadway to its ultimate four-lane arterial standard on the west half of the road, and intersection improvements. This will improve capacity, safety, and connectivity. This project is part of a developer-led initiative, with the Town contributing funds to assist in completing the widening effort, per the SIA. The project will include the addition of bike lanes and sidewalks, enhancing multimodal transportation options along the corridor. This project has been identified as a long-term priority in the Transportation Master Plan.

Details

Benefit to Community: Increased Capacity: Expanding CR 5 will support future traffic growth, reducing congestion and improving traffic flow. Enhanced Safety: Adding bike lanes and sidewalks will improve safety for all users, including motorists, cyclists, and pedestrians. Improved Connectivity: The widened road will provide better regional connectivity, supporting local development and access to key areas.

Type of Project: New Road or Bridge

Timnath Development Authority: Yes

Strategic Plan Goal or Action: Promote multimodal transportation options to enhance connectivity.

Capital Cost

FY2025 Budget
\$0

Total Budget (all years)
\$1.2M

Project Total
\$1.2M

Detailed Breakdown

Category	Estimated Actuals	FY2027 <i>In Progress</i>	Total
Construction/Maintenance	\$0	\$1,200,000	\$1,200,000
Total	\$0	\$1,200,000	\$1,200,000

Funding Sources

FY2025 Budget
\$0

Total Budget (all years)
\$1.2M

Project Total
\$1.2M

Detailed Breakdown

Category	Estimated Actuals	FY2025 <i>In Progress</i>	FY2027 <i>In Progress</i>	Future Budgeted	Total
General Fund	\$0	\$0	\$1,200,000	\$0	\$1,200,000
Total	\$0	\$0	\$1,200,000	\$0	\$1,200,000

Operational Costs

FY2025 Budget
\$0

Total Budget (all years)
\$0

Project Total
\$0

Detailed Breakdown

Category	Estimated Actuals	FY2025 <i>In Progress</i>	FY2026 <i>In Progress</i>	Future Budgeted	Total
Other	\$0	\$0	\$0	\$0	\$0
Total	\$0	\$0	\$0	\$0	\$0

CR 5 Widening - South of Prospect

Overview

Request Owner	Kim Koivuniemi, Senior Civil Engineer
Department	Public Works
Type	Capital Improvement
Project Type	Roads and Utilities
Strategic Plan Goal	Infrastructure
Estimated Start Date	01/1/2028
Estimated Completion Date	12/31/2028

Project Location



Description

The CR 5 Widening Project - South of Prospect will design and construct improvements to upgrade this stretch of CR 5 to a two-lane arterial standard, including sidewalks and bike lanes. Given the existing residential use on both sides of the road, this project will be the Town's responsibility to design and construct. Alternatives to minimize impacts on the surrounding areas will be evaluated. This project is recommended to be completed after adjacent developments to the south on CR 5 are constructed to provide multimodal connectivity and improve safety in the corridor.

This project has been identified as a near-term priority in the Transportation Master Plan.

Details

Type of Project: New Road or Bridge

Timnath Development Authority: Yes

Strategic Plan Goal or Action: Promote multimodal transportation options to enhance connectivity.

Benefit to Community

- **Enhanced Safety:** Adding sidewalks and bike lanes will improve safety for pedestrians, cyclists, and motorists.
- **Increased Capacity:** Upgrading to a two-lane arterial standard will accommodate future traffic demands and improve traffic flow.

Capital Cost

FY2025 Budget
\$0

Total Budget (all years)
\$0

Project Total
\$0

Detailed Breakdown

Category	Estimated Actuals	FY2028 <i>In Progress</i>	Total
Construction/Maintenance	\$0	\$0	\$0
Total	\$0	\$0	\$0

Funding Sources

FY2025 Budget
\$0

Total Budget (all years)
\$0

Project Total
\$4M

Detailed Breakdown

Category	Estimated Actuals	FY2025 <i>In Progress</i>	Future Budgeted	Total
General Fund	\$0	\$0	\$4,000,000	\$4,000,000
Total	\$0	\$0	\$4,000,000	\$4,000,000

Operational Costs

FY2025 Budget
\$0

Total Budget (all years)
\$0

Project Total
\$0

Detailed Breakdown

Category	Estimated Actuals	FY2025 <i>In Progress</i>	Future Budgeted	Total
Utilities	\$0	\$0	\$0	\$0
Total	\$0	\$0	\$0	\$0

Development Reimbursement

Overview

Request Owner	Justin Stone, Public Works Director
Department	Public Works
Type	Capital Improvement
Project Type	Roads and Utilities
Strategic Plan Goal	Infrastructure, Fiscal Responsibility
Estimated Start Date	01/1/2025
Estimated Completion Date	12/31/2030

Project Location



Description

The Development Reimbursement Program is an annual capital allocation that provides funding for the Town of Timnath's share of infrastructure projects when coordinated with adjacent development activity. As developers are required to construct certain public improvements as a condition of development, the Town can leverage these opportunities to expand the project scope or enhance infrastructure delivery by contributing to advance infrastructure in alignment with the Town's strategic goals and master plans.

This program enables the Town to participate in high-priority projects identified in the Transportation Master Plan without duplicating efforts or delaying implementation. Reimbursements are processed on a first-come, first-served basis in the order projects are completed, verified, and funds are available.

Potential projects for future participation include:

- **Colorado Boulevard Twin Bridge to Harmony**
- **Buss Grove – Landings to Water Tower Rd**
- **CR 5 Widening – North of 42E**
- **CR 5 Widening – South of 42E**

Details

Type of Project: New Road or Bridge

Strategic Plan Goal or Action: Promote multimodal transportation options to enhance connectivity.

Timnath Development Authority: No

Benefit to Community

- **Opportunity-Based Investment:** Allows the Town to seize timely opportunities to implement infrastructure more efficiently, when development activity aligns with public goals.
- **Efficient Capital Use:** By partnering with developers already mobilized for construction, the Town minimizes duplication, reduces unit costs, and expedites delivery.

- **Fair and Transparent Process:** Funds are distributed on a first-come, first-served basis, based on verified costs and eligible public benefit.
- **Growth-Aligned Infrastructure:** Ensures that infrastructure is not only built as needed for development, but also improved to meet future public demands.

Capital Cost

FY2025 Budget
\$0

Total Budget (all years)
\$3.25M

Project Total
\$3.25M

Detailed Breakdown

Category	Estimated Actuals	FY2026 In Progress	FY2027 In Progress	FY2028 In Progress	FY2029 In Progress	FY2030 In Progress	Total
Construction/Maintenance	\$0	\$250,000	\$500,000	\$500,000	\$1,000,000	\$1,000,000	\$3,250,000
Total	\$0	\$250,000	\$500,000	\$500,000	\$1,000,000	\$1,000,000	\$3,250,000

Funding Sources

FY2025 Budget
\$0

Total Budget (all years)
\$3.5M

Project Total
\$3.5M

Detailed Breakdown

Category	Estimated Actuals	FY2025 In Progress	FY2026 In Progress	FY2027 In Progress	FY2028 In Progress	FY2029 In Progress	FY2030 In Progress	Future Budgeted
General Fund	\$0	\$0	\$500,000	\$500,000	\$500,000	\$1,000,000	\$1,000,000	\$0
Total	\$0	\$0	\$500,000	\$500,000	\$500,000	\$1,000,000	\$1,000,000	\$0

Category

(continued from above)

	Total
General Fund	\$3,500,000
Total	\$3,500,000

Operational Costs

FY2025 Budget

\$0

Total Budget (all years)

\$0

Project Total

\$0

Detailed Breakdown

Category	Estimated Actuals	FY2025 <i>In Progress</i>	Future Budgeted	Total
General Maintenance	\$0	\$0	\$0	\$0
Total	\$0	\$0	\$0	\$0

Kechter Road Widening

Overview

Request Owner	Kim Koivuniemi, Senior Civil Engineer
Department	Public Works
Type	Capital Improvement
Project Type	Roads and Utilities
Strategic Plan Goal	Infrastructure
Estimated Start Date	01/1/2030
Estimated Completion Date	01/1/2030

Description

The Kechter Road Improvements project aims to widen Kechter Road to a two-lane rural arterial section, complete with bike lanes and sidewalks, extending from the I-25 bridge to CR 5. This project will be designed and constructed by the adjacent Ladera development. The Town will contribute financially by pre-funding the construction of the southern half of the road. This includes adding a bike lane and sidewalk to enhance multimodal connectivity. If the adjacent property to the south redevelops in the future, the costs incurred by the Town for these improvements will be reimbursable. This project has been identified as a near-term priority in the Transportation Master Plan.

Details

Benefit to Community: Safety and Connectivity: Adding bike lanes and sidewalks will reduce crash rates for all users and ensure new streets and sidewalks connect with existing ones, enhancing overall transportation network connectivity. Economic Development: Funding the section with adjacent development is cost-effective, reducing future expenses and supporting economic growth while minimizing construction and environmental impact.

Type of Project: New Road or Bridge

Strategic Plan Goal or Action: N/A

Capital Cost

FY2025 Budget
\$0

Total Budget (all years)
\$0

Project Total
\$0

Detailed Breakdown

Category	Estimated Actuals	FY2025 <i>In Progress</i>	Total
Other	\$0	\$0	\$0
Total	\$0	\$0	\$0

Funding Sources

FY2025 Budget
\$0

Total Budget (all years)
\$0

Project Total
\$3M

Detailed Breakdown

Category	Estimated Actuals	FY2025 <i>In Progress</i>	Future Budgeted	Total
General Fund	\$0	\$0	\$3,000,000	\$3,000,000
Total	\$0	\$0	\$3,000,000	\$3,000,000

Operational Costs

FY2025 Budget
\$0

Total Budget (all years)
\$0

Project Total
\$0

Detailed Breakdown


Category	Estimated Actuals	FY2025 <i>In Progress</i>	Future Budgeted	Total
Other	\$0	\$0	\$0	\$0
Total	\$0	\$0	\$0	\$0

Kern Street Extension

Overview

Request Owner	Justin Stone, Public Works Director
Department	Public Works
Type	Capital Improvement
Project Type	Roads and Utilities
Strategic Plan Goal	Infrastructure
Estimated Start Date	01/1/2025
Estimated Completion Date	12/31/2026

Project Location



Description

This project will construct approximately 50 feet of pavement to extend Kern Street from 5th Street to the existing stormwater inlets. The extension will also complete the associated sidewalk, curb, and gutter along this segment. This work finalizes the Town's portion of the roadway, improves access for maintenance vehicles, and ensures proper long-term function of the existing stormwater infrastructure. Completing this segment enhances connectivity, supports system maintenance, and contributes to a fully built-out and accessible public right-of-way.

Details

Type of Project: New Road or Bridge

Timnath Development Authority: Yes

Strategic Plan Goal or Action: Promote multimodal transportation options to enhance connectivity.

Benefit to Community

Completing this segment enhances connectivity, supports system maintenance, and contributes to a fully built-out and accessible public right-of-way.

Capital Cost

FY2025 Budget
\$0

Total Budget (all years)
\$250K

Project Total
\$250K

Detailed Breakdown

Category	Estimated Actuals	FY2026 <i>In Progress</i>	Total
Construction/Maintenance	\$0	\$200,000	\$200,000
Engineering	\$0	\$50,000	\$50,000
Total	\$0	\$250,000	\$250,000

Funding Sources

FY2025 Budget
\$0

Total Budget (all years)
\$250K

Project Total
\$250K

Detailed Breakdown

Category	Estimated Actuals	FY2025 <i>In Progress</i>	FY2029 <i>In Progress</i>	Future Budgeted	Total
General Fund	\$0	\$0	\$250,000	\$0	\$250,000
Total	\$0	\$0	\$250,000	\$0	\$250,000

Operational Costs

FY2025 Budget
\$0

Total Budget (all years)
\$0

Project Total
\$0

Detailed Breakdown

Category	Estimated Actuals	FY2025 <i>In Progress</i>	Future Budgeted	Total
Utilities	\$0	\$0	\$0	\$0
Total	\$0	\$0	\$0	\$0

Main St - 5th St to Buss Grove

Overview

Request Owner	Kim Koivuniemi, Senior Civil Engineer
Department	Public Works
Type	Capital Improvement
Project Type	Roads and Utilities
Project Number	R11
Strategic Plan Goal	Infrastructure
Estimated Start Date	01/1/2025
Estimated Completion Date	12/31/2025

Project Location



Description

The Main Street Widening Project - 5th Street to Buss Grove involves the conceptual design to complete the widening of Main Street north of Timnath Elementary School. The proposed widening would add bike lanes and sidewalks, enhancing safety and connectivity for the community. The conceptual design will determine the applicable road section and any property requirements necessary for completion. Construction will be scheduled to coincide with the development of the school parcel on the east side of the road.

This project has been identified as a near-term priority in the Transportation Master Plan.

Details

Type of Project: New Road or Bridge

Strategic Plan Goal or Action: Continue to make traffic solutions a budget priority

Timnath Development Authority: Yes

Benefit to Community

- **Enhanced Safety:** Adding bike lanes and sidewalks will improve safety for pedestrians, cyclists, and motorists.
- **Improved Connectivity:** Widening Main Street and adding multimodal infrastructure supports better connectivity within the town.
- **Comprehensive Planning:** The conceptual design will ensure that all necessary property requirements and road section standards are identified, facilitating a smoother construction process.

Capital Cost

FY2025 Budget
\$100K

Total Budget (all years)
\$100K

Project Total
\$100K

Detailed Breakdown

Category	Estimated Actuals	FY2025 <i>In Progress</i>	Total
Design	\$0	\$100,000	\$100,000
Total	\$0	\$100,000	\$100,000

Funding Sources

FY2025 Budget
\$0

Total Budget (all years)
\$0

Project Total
\$0

Detailed Breakdown

Category	Estimated Actuals	FY2025 <i>In Progress</i>	Future Budgeted	Total
General Fund	\$0	\$0	\$0	\$0
Total	\$0	\$0	\$0	\$0

Operational Costs

FY2025 Budget
\$0

Total Budget (all years)
\$0

Project Total
\$0

Detailed Breakdown

Category	Estimated Actuals	FY2025 <i>In Progress</i>	Future Budgeted	Total
Utilities	\$0	\$0	\$0	\$0
Total	\$0	\$0	\$0	\$0

Main St - Old Town Rdwy Impv

Overview

Request Owner	Kim Koivuniemi, Senior Civil Engineer
Department	Public Works
Type	Capital Improvement
Project Type	Roads and Utilities
Project Number	R10
Strategic Plan Goal	Infrastructure
Estimated Start Date	01/1/2025
Estimated Completion Date	12/31/2025

Project Location



Description

Main St - Old Town Roadway Improvements is for design and construction of signing, striping and safety improvements once Timnath Parkway is open to traffic. Main Street street classification will be changed from an arterial to a collector street and the Town has the opportunity to evaluate and implement improvements to reflect the change in character.

Details

Type of Project: Rehabilitation of Road or Bridge

Timnath Development Authority: Yes

Strategic Plan Goal or Action: Promote multimodal transportation options to enhance connectivity.

Benefit to Community

- **Enhanced Safety:** Implementing signing, striping, and other safety improvements will create a safer environment for pedestrians, cyclists, and motorists.
- **Improved Traffic Management:** Adjusting the street classification and implementing appropriate measures will help manage traffic flow and reduce congestion in the downtown area.
- **Community Character:** The improvements will align Main Street's infrastructure with its new status as a local street, enhancing the overall aesthetic and functionality of the downtown area.
- **Increased Livability:** Upgrading Main Street to reflect its new classification will improve the quality of life for residents by promoting a more pedestrian-friendly and community-focused environment.

Capital Cost

FY2025 Budget
\$20K

Total Budget (all years)
\$650K

Project Total
\$650K

Detailed Breakdown

Category	Estimated Actuals	FY2025 <i>In Progress</i>	FY2026 <i>In Progress</i>	FY2029 <i>In Progress</i>	Total
Engineering	\$0	\$20,000	\$0	\$500,000	\$520,000
Construction/Maintenance	\$0	\$0	\$130,000	\$0	\$130,000
Total	\$0	\$20,000	\$130,000	\$500,000	\$650,000

Funding Sources

FY2025 Budget
\$20K

Total Budget (all years)
\$650K

Project Total
\$650K

Detailed Breakdown

Category	Estimated Actuals	FY2025 <i>In Progress</i>	FY2026 <i>In Progress</i>	FY2029 <i>In Progress</i>	Future Budgeted	Total
General Fund	\$0	\$20,000	\$130,000	\$500,000	\$0	\$650,000
Total	\$0	\$20,000	\$130,000	\$500,000	\$0	\$650,000

Operational Costs

FY2025 Budget
\$0

Total Budget (all years)
\$0

Project Total
\$0

Detailed Breakdown

Category	Estimated Actuals	FY2025 <i>In Progress</i>	Future Budgeted	Total
Utilities	\$0	\$0	\$0	\$0
Total	\$0	\$0	\$0	\$0

Neighborhood Traffic Calming Program

Overview

Request Owner	Kim Koivuniemi, Senior Civil Engineer
Department	Public Works
Type	Capital Improvement
Project Type	Roads and Utilities
Project Number	R7
Strategic Plan Goal	Infrastructure
Estimated Start Date	01/1/2025
Estimated Completion Date	12/31/2025

Project Location



Description

The Neighborhood Traffic Calming Implementation Program aims to enhance safety for all users in residential areas by addressing concerns related to speeding. This program will implement various traffic calming measures, such as speed humps, curb extensions, roundabouts, and signage, based on recommendations from the Traffic Calming Policy developed by the Town.

Program Details

- **Project Prioritization:** The program will use a ranking system to prioritize projects, ensuring that the most critical areas are addressed first.
- **Annual Funding:** Yearly allocated funds will be utilized to implement the highest-ranked projects, maximizing the program's impact within budget constraints.
- **Oversight and Implementation:** The Town will oversee the design and construction of these traffic calming features, ensuring that the selected measures effectively address local concerns.

This project has been identified as a program recommendation in the Transportation Master Plan.

Details

Type of Project: Rehabilitation of Road or Bridge

Strategic Plan Goal or Action: Infrastructure - Develop and implement traffic calming and crosswalk safety standards

Benefit to Community

Enhanced Safety: Reduces speeding and traffic-related accidents, creating safer environments for pedestrians, bicyclists, and motorists.

Effective Resource Allocation: Uses a ranking system to prioritize and fund the highest-need projects, ensuring efficient use of resources.

Capital Cost

FY2025 Budget
\$100K

Total Budget (all years)
\$350K

Project Total
\$350K

Detailed Breakdown

Category	Estimated Actuals	FY2025 In Progress	FY2026 In Progress	FY2027 In Progress	FY2028 In Progress	FY2029 In Progress	FY2030 In Progress	Total
Construction/Maintenance	\$0	\$75,000	\$40,000	\$40,000	\$40,000	\$40,000	\$40,000	\$275,000
Engineering	\$0	\$25,000	\$10,000	\$10,000	\$10,000	\$10,000	\$10,000	\$75,000
Total	\$0	\$100,000	\$50,000	\$50,000	\$50,000	\$50,000	\$50,000	\$350,000

Funding Sources

FY2025 Budget
\$100K

Total Budget (all years)
\$350K

Project Total
\$350K

Detailed Breakdown

Category	Estimated Actuals	FY2025 In Progress	FY2026 In Progress	FY2027 In Progress	FY2028 In Progress	FY2029 In Progress	FY2030 In Progress	Future Budgeted	Total
General Fund	\$0	\$100,000	\$50,000	\$50,000	\$50,000	\$50,000	\$50,000	\$0	\$350,000
Total	\$0	\$100,000	\$50,000	\$50,000	\$50,000	\$50,000	\$50,000	\$0	\$350,000

Operational Costs

FY2025 Budget
\$0

Total Budget (all years)
\$0

Project Total
\$0

Detailed Breakdown

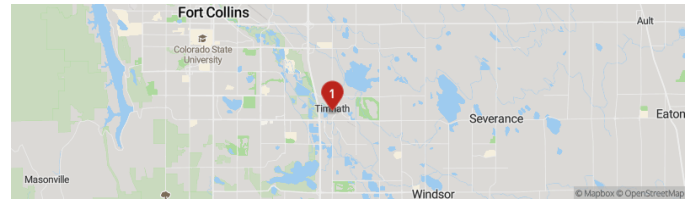
Category	Estimated Actuals	FY2025 In Progress	Future Budgeted	Total
Utilities		\$0	\$0	\$0
Total		\$0	\$0	\$0

Pedestrian Crossing Program

Overview

Request Owner	Kim Koivuniemi, Senior Civil Engineer
Department	Public Works
Type	Capital Improvement
Project Type	Roads and Utilities
Project Number	R8
Strategic Plan Goal	Infrastructure
Estimated Start Date	01/1/2025
Estimated Completion Date	12/31/2025

Project Location



Description

Pedestrian Crossing Implementation Program will be based on the pedestrian crossing guidance and will identify, prioritize, and construct pedestrian crossings at key locations based on community needs and traffic studies.

Program Details

- **Annual Implementation:** This will be an annual program that addresses pedestrian crossing issues based on a prioritization system.
- **Project Types:** Projects could include signing, striping, rapid flashing beacons, and other pedestrian safety enhancements identified in the pedestrian crossing guidance
- **Prioritization:** The program will tackle the highest-priority projects each year, ensuring that the most critical pedestrian crossing issues are addressed promptly.

This project has been identified as a program recommendation in the Transportation Master Plan.

Details

Type of Project: Rehabilitation of Road or Bridge

Timnath Development Authority: No

Strategic Plan Goal or Action: Infrastructure - Develop and implement traffic calming and crosswalk safety standards

Benefit to Community

- **Enhanced Safety:** Installing well-designed pedestrian crossings will reduce the risk of accidents and improve safety for pedestrians, particularly in high-traffic areas.
- **Increased Accessibility:** The program will ensure safe and convenient crossing points, making it easier for pedestrians of all ages and abilities to navigate the Town

Capital Cost

FY2025 Budget
\$50K

Total Budget (all years)
\$300K

Project Total
\$300K

Detailed Breakdown

Category	Estimated Actuals	FY2025 In Progress	FY2026 In Progress	FY2027 In Progress	FY2028 In Progress	FY2029 In Progress	FY2030 In Progress	Total
Construction/Maintenance	\$0	\$40,000	\$40,000	\$40,000	\$40,000	\$40,000	\$40,000	\$240,000
Engineering	\$0	\$10,000	\$10,000	\$10,000	\$10,000	\$10,000	\$10,000	\$60,000
Total	\$0	\$50,000	\$50,000	\$50,000	\$50,000	\$50,000	\$50,000	\$300,000

Funding Sources

FY2025 Budget
\$100K

Total Budget (all years)
\$350K

Project Total
\$350K

Detailed Breakdown

Category	Estimated Actuals	FY2025 In Progress	FY2026 In Progress	FY2027 In Progress	FY2028 In Progress	FY2029 In Progress	FY2030 In Progress	Future Budgeted	Total
General Fund	\$0	\$100,000	\$50,000	\$50,000	\$50,000	\$50,000	\$50,000	\$0	\$350,000
Total	\$0	\$100,000	\$50,000	\$50,000	\$50,000	\$50,000	\$50,000	\$0	\$350,000

Operational Costs

FY2025 Budget
\$0

Total Budget (all years)
\$0

Project Total
\$0

Detailed Breakdown

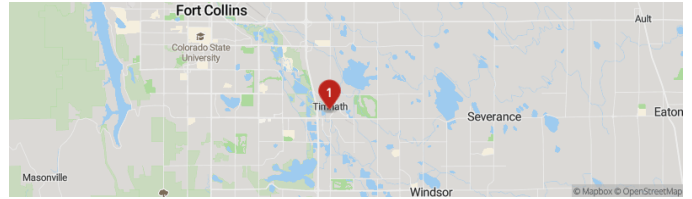
Category	Estimated Actuals	FY2025 In Progress	Future Budgeted	Total
Utilities		\$0	\$0	\$0
Total		\$0	\$0	\$0

Signal Upgrade Implementation

Overview

Request Owner	Kim Koivuniemi, Senior Civil Engineer
Department	Public Works
Type	Capital Improvement
Project Type	Roads and Utilities
Project Number	R4
Strategic Plan Goal	Healthy Community and Safety, Infrastructure
Estimated Start Date	01/1/2025
Estimated Completion Date	12/31/2025

Project Location



Description

This project aims to upgrade all of the Town's existing traffic signals with current signal technology, including enhanced live cameras that will be connected to the fiber network and accessible remotely. This upgrade will allow town staff to monitor and respond to traffic signal issues more quickly and efficiently.

Details

Type of Project: Other

Timnath Development Authority: Yes

Strategic Plan Goal or Action: Ensure roads and intersections are improved and traffic control is digitally monitored and adjusted using the latest technology

Benefit to Community

- **Improved Traffic Management:** Upgrading to current signal technology and integrating live cameras enables real-time monitoring and adjustments, enhancing traffic flow and reducing congestion.
- **Enhanced Safety:** Faster response times to traffic signal issues will improve safety for motorists, cyclists, and pedestrians.
- **Increased Efficiency:** Remote access to live camera feeds and signal controls allows town staff to address issues without needing to be on-site, increasing operational efficiency.

Capital Cost

FY2025 Budget
\$438K

Total Budget (all years)
\$2M

Project Total
\$2M

Detailed Breakdown

Category	Estimated Actuals	FY2025 <i>In Progress</i>	FY2026 <i>In Progress</i>	FY2027 <i>In Progress</i>	Total
Construction/Maintenance	\$0	\$437,909	\$1,062,091	\$500,000	\$2,000,000
Total	\$0	\$437,909	\$1,062,091	\$500,000	\$2,000,000

Funding Sources

FY2025 Budget
\$500K

Total Budget (all years)
\$2M

Project Total
\$2M

Detailed Breakdown

Category	Estimated Actuals	FY2025 <i>In Progress</i>	FY2026 <i>In Progress</i>	FY2027 <i>In Progress</i>	Future Budgeted	Total
General Fund	\$0	\$500,000	\$1,000,000	\$500,000	\$0	\$2,000,000
Total	\$0	\$500,000	\$1,000,000	\$500,000	\$0	\$2,000,000

Operational Costs

FY2025 Budget
\$0

Total Budget (all years)
\$0

Project Total
\$0

Detailed Breakdown

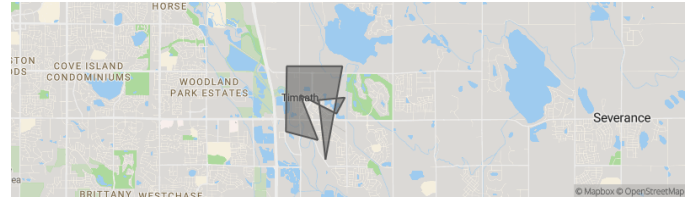
Category	Estimated Actuals	FY2025 <i>In Progress</i>	Future Budgeted	Total
Utilities	\$0	\$0	\$0	\$0
Total	\$0	\$0	\$0	\$0

Street Light Acquisitions

Overview

Request Owner	Earl Smith, Senior Civil Engineer
Department	Public Works
Type	Capital Improvement
Project Type	Roads and Utilities
Strategic Plan Goal	Fiscal Responsibility, Responsible Community Growth, Healthy Community and Safety, Infrastructure, High Performing Government
Estimated Start Date	01/1/2026
Estimated Completion Date	12/31/2026

Project Location



Description

This project provides funding for the Town of Timnath to acquire ownership of existing street lights currently maintained by Xcel Energy and Poudre Valley REA. Bringing these assets under Town ownership will allow for greater control over lighting maintenance, improved service response times, and long-term cost savings. This acquisition also positions the Town to pursue future lighting upgrades, such as energy-efficient LED conversions or smart technology integration.

Details

Type of Project: Other

Timnath Development Authority: No

Strategic Plan Goal or Action: Advocate for electrical infrastructure upgrades.

Benefit to Community

- **Improve Customer Service:** Enables faster response times and better coordination for repairs and maintenance.
- **Reduce Costs for the Town:** Lowers long-term operating expenses by eliminating utility lease fees and enabling more cost-effective upgrades.
- **Increase Energy Efficiency:** Positions the Town to convert fixtures to energy-efficient LED lighting.
- **Support Dark Sky Goals:** Allows implementation of lighting that minimizes light pollution and preserves night sky visibility.

Capital Cost

FY2025 Budget
\$0

Total Budget (all years)
\$750K

Project Total
\$750K

Detailed Breakdown

Category	Estimated Actuals	FY2026 <i>In Progress</i>	FY2027 <i>In Progress</i>	Total
Other	\$0	\$500,000	\$250,000	\$750,000
Total	\$0	\$500,000	\$250,000	\$750,000

Funding Sources

FY2025 Budget
\$0

Total Budget (all years)
\$750K

Project Total
\$750K

Detailed Breakdown

Category	Estimated Actuals	FY2026 <i>In Progress</i>	FY2027 <i>In Progress</i>	Future Budgeted	Total
General Fund	\$0	\$500,000	\$250,000	\$0	\$750,000
Total	\$0	\$500,000	\$250,000	\$0	\$750,000

Operational Costs

FY2025 Budget
\$140K

Total Budget (all years)
\$600K

Project Total
\$600K

Detailed Breakdown

Category	Estimated Actuals	FY2025 <i>In Progress</i>	FY2026 <i>In Progress</i>	FY2027 <i>In Progress</i>	FY2028 <i>In Progress</i>	FY2029 <i>In Progress</i>	FY2030 <i>In Progress</i>	Future Budgeted	Total
Utilities	\$0	\$110,000	\$110,000	\$50,000	\$50,000	\$50,000	\$50,000	\$0	\$420,000
General Maintenance	\$0	\$30,000	\$30,000	\$30,000	\$30,000	\$30,000	\$30,000	\$0	\$180,000
Total	\$0	\$140,000	\$140,000	\$80,000	\$80,000	\$80,000	\$80,000	\$0	\$600,000

Timnath Parkway - 4th Street to Buss Grove

Overview

Request Owner	Kim Koivuniemi, Senior Civil Engineer
Department	Public Works
Type	Capital Improvement
Project Type	Roads and Utilities
Project Number	R5
Strategic Plan Goal	Infrastructure
Estimated Start Date	01/1/2026
Estimated Completion Date	12/31/2028

Project Location



Description

The Parkway Improvements Ultimate Project will widen the Parkway from two lanes with a median to an ultimate four-lane arterial with curb and gutter and sidewalk, as per the agreement with Timnath Landings, including the intersection of Timnath Parkway and 4th street. To be eligible for funding from Timnath Landings, construction must be completed before the terms specified in the agreement, assumed to be by 2029.

This project is identified in the Transportation Master Plan as a long-term improvement.

Details

Type of Project: New Road or Bridge





Strategic Plan Goal or Action: Complete Timnath Parkway

Timnath Development Authority: Yes

Benefit to Community

- **Increased Capacity:** Expanding the Parkway to four lanes will accommodate future traffic demands, reducing congestion and improving traffic flow.
- **Forward Planning:** Completing the project by 2029 ensures compliance with the Timnath Landings agreement and readiness for future growth and infrastructure needs.
- **Funding Eligibility:** Meeting the construction timeline ensures eligibility for funding from Timnath Landings, making it a cost-effective investment for the Town.

Supplemental Attachments

-  [Timnath Landing Amended and Restated Master Subdivision Improvement Agreement-4.pdf](#)
-  [Timnath Landing Amended and Restated Master Subdivision Improvement Agreement-3.pdf](#)
-  [Timnath Landing Amended and Restated Master Subdivision Improvement Agreement-2.pdf](#)
-  [Timnath Landing Amended and Restated Master Subdivision Improvement Agreement-1.pdf](#)

Capital Cost

FY2025 Budget	Total Budget (all years)	Project Total
\$0	\$3.7M	\$3.7M

Detailed Breakdown

Category	Estimated Actuals	FY2027 <i>In Progress</i>	FY2028 <i>In Progress</i>	Total
Construction/Maintenance	\$0	\$0	\$3,300,000	\$3,300,000
Engineering	\$0	\$400,000	\$0	\$400,000
Total	\$0	\$400,000	\$3,300,000	\$3,700,000

Funding Sources

FY2025 Budget	Total Budget (all years)	Project Total
\$0	\$3.7M	\$3.7M

Detailed Breakdown

Category	Estimated Actuals	FY2027 <i>In Progress</i>	FY2028 <i>In Progress</i>	Future Budgeted	Total
General Fund	\$0	\$400,000	\$3,300,000	\$0	\$3,700,000
Total	\$0	\$400,000	\$3,300,000	\$0	\$3,700,000

Operational Costs

FY2025 Budget	Total Budget (all years)	Project Total
\$0	\$0	\$0

Detailed Breakdown

Category	Estimated Actuals	FY2028 <i>In Progress</i>	Future Budgeted	Total
Utilities	\$0	\$0	\$0	\$0
Total	\$0	\$0	\$0	\$0

Timnath Parkway - Buss Grove to Main St

Overview

Request Owner	Kim Koivuniemi, Senior Civil Engineer
Department	Public Works
Type	Capital Improvement
Project Type	Roads and Utilities
Project Number	R3
Strategic Plan Goal	Infrastructure
Estimated Start Date	09/1/2024
Estimated Completion Date	12/31/2025

Project Location



Description

The Timnath Parkway Improvements - Buss Grove to Main Street involves the design and construction to extend Timnath Parkway north to tie back into Main Street, covering approximately 3,500 feet. This project will construct a new two-lane rural arterial roadway with a median and sidewalks, along with the ultimate four-lane arterial right-of-way. It will include an alternatives analysis and public engagement phase to study alignment options through the corridor. This project has been identified as a near-term priority in the Transportation Master Plan.

This project has been identified as a near term recommendation in the Transportation Master Plan.

Details

Type of Project: New Road or Bridge

Strategic Plan Goal or Action: Complete Timnath Parkway

Benefit to Community

- **Enhanced Connectivity:** Extending Timnath Parkway to Main Street will improve connectivity for residents, businesses, and regional traffic.
- **Community Involvement:** The public engagement phase ensures that community input is considered in the alignment options, fostering a collaborative planning process.
- **Forward Planning:** Conducting an alternatives analysis ensures that the most effective and efficient alignment is chosen, supporting long-term infrastructure needs.

Capital Cost

FY2025 Budget
\$362K

Total Budget (all years)
\$7M

Project Total
\$7M

Detailed Breakdown

Category	Estimated Actuals	FY2025 <i>In Progress</i>	FY2026 <i>In Progress</i>	Total
Construction/Maintenance	\$0	\$361,837	\$6,638,163	\$7,000,000
Total	\$0	\$361,837	\$6,638,163	\$7,000,000

Funding Sources

FY2025 Budget
\$2M

Total Budget (all years)
\$7M

Project Total
\$7M

Detailed Breakdown

Category	Estimated Actuals	FY2025 <i>In Progress</i>	FY2026 <i>In Progress</i>	Future Budgeted	Total
General Fund	\$0	\$2,000,000	\$5,000,000	\$0	\$7,000,000
Total	\$0	\$2,000,000	\$5,000,000	\$0	\$7,000,000

Operational Costs

FY2025 Budget
\$0

Total Budget (all years)
\$0

Project Total
\$0

Detailed Breakdown

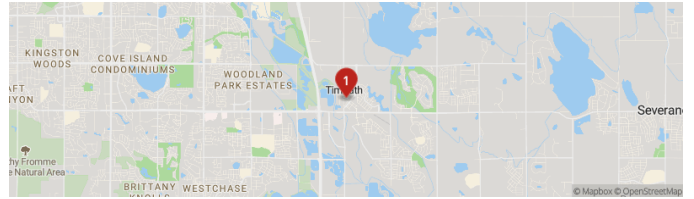
Category	Estimated Actuals	FY2025 <i>In Progress</i>	Future Budgeted	Total
Utilities	\$0	\$0	\$0	\$0
Total	\$0	\$0	\$0	\$0

Transportation Improvements

Overview

Request Owner	Kim Koivuniemi, Senior Civil Engineer
Department	Public Works
Type	Capital Improvement
Project Type	Roads and Utilities
Strategic Plan Goal	Infrastructure
Estimated Start Date	01/1/2026
Estimated Completion Date	12/31/2026

Project Location



Description

This project establishes dedicated funding for Transportation Improvements that enable the Town of Timnath to proactively address safety and operational needs within the transportation network as they arise. The program serves as a responsive and accountable mechanism for implementing small-scale improvements identified through data analysis, field observations, the forthcoming Transportation Safety Action Plan, and ongoing community input.

Typical improvements may include intersection safety enhancements, signal upgrades, sight distance corrections, or other focused interventions where warranted. Each project will be selected based on data-supported priorities and reviewed through an internal vetting process to ensure alignment with the Town's strategic transportation goals.

Details

Type of Project: New Road or Bridge

Strategic Plan Goal or Action: Ensure roads and intersections are improved

Timnath Development Authority: No

Benefit to Community

- **Enhances Safety:** Reduces crash risk and improves roadway conditions for all users through targeted, data-driven improvements.
- **Supports Accessibility and Mobility:** Addresses barriers and enhances connectivity across the transportation network.
- **Promotes Responsive Planning:** Incorporates community input and adapts annually to changing needs and conditions.
- **Aligns with Growth and Development:** Ensures transportation infrastructure keeps pace with Timnath's growth and evolving land use.
- **Improves System Efficiency:** Enhances traffic flow and roadway function through strategic safety upgrades.
- **Fosters a Livable Community:** Contributes to a safer, more comfortable environment for residents, businesses, and visitors.

Capital Cost

FY2025 Budget
\$0

Total Budget (all years)
\$3.5M

Project Total
\$3.5M

Detailed Breakdown

Category	Estimated Actuals	FY2026 In Progress	FY2027 In Progress	FY2028 In Progress	FY2029 In Progress	FY2030 In Progress	Total
Construction/Maintenance	\$0	\$450,000	\$450,000	\$450,000	\$900,000	\$900,000	\$3,150,000
Engineering	\$0	\$50,000	\$50,000	\$50,000	\$100,000	\$100,000	\$350,000
Total	\$0	\$500,000	\$500,000	\$500,000	\$1,000,000	\$1,000,000	\$3,500,000

Funding Sources

FY2025 Budget
\$0

Total Budget (all years)
\$3.5M

Project Total
\$3.5M

Detailed Breakdown

Category	Estimated Actuals	FY2025 In Progress	FY2026 In Progress	FY2027 In Progress	FY2028 In Progress	FY2029 In Progress	FY2030 In Progress	Future Budgeted
General Fund	\$0	\$0	\$500,000	\$500,000	\$500,000	\$1,000,000	\$1,000,000	\$0
Total	\$0	\$0	\$500,000	\$500,000	\$500,000	\$1,000,000	\$1,000,000	\$0

Category

(continued from above)

Total

General Fund								\$3,500,000
Total								\$3,500,000

Operational Costs

FY2025 Budget
\$0

Total Budget (all years)
\$0

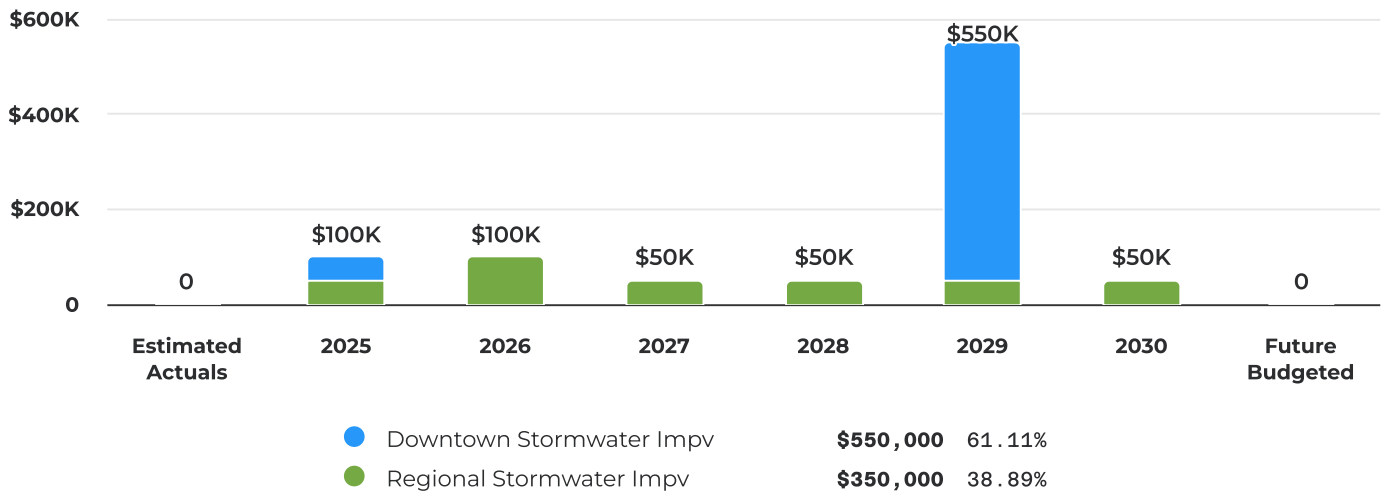
Project Total
\$0

Detailed Breakdown

Category	Estimated Actuals	FY2025 In Progress	Future Budgeted	Total
Utilities	\$0	\$0	\$0	\$0
Total	\$0	\$0	\$0	\$0

Stormwater

FY25 - FY30 Stormwater Projects (including Current Year Estimates, Future Budgeted)



Summary of Requests

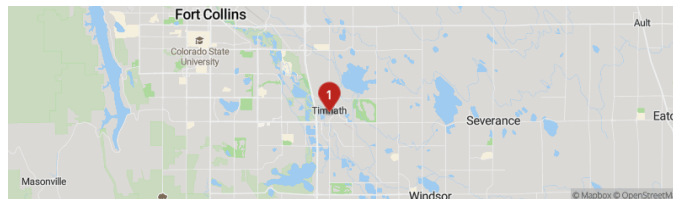
Category	Estimated Actuals	FY2025	FY2026	FY2027	FY2028	FY2029	FY2030	Future Budgeted	Total
Downtown Stormwater Impv	\$0	\$50,000	\$0	\$0	\$0	\$500,000	\$0	\$0	\$550,000
Regional Stormwater Impv	\$0	\$50,000	\$100,000	\$50,000	\$50,000	\$50,000	\$50,000	\$0	\$350,000
Total Summary of Requests	\$0	\$100,000	\$100,000	\$50,000	\$50,000	\$550,000	\$50,000	\$0	\$900,000

Downtown Stormwater Impv

Overview

Request Owner	Earl Smith, Senior Civil Engineer
Department	Public Works
Type	Capital Improvement
Project Type	Stormwater
Strategic Plan Goal	Infrastructure
Estimated Start Date	01/1/2025
Estimated Completion Date	12/31/2026

Project Location



Description

The Downtown Stormwater Improvements project focuses on the design and construction of stormwater infrastructure in alignment with the Stormwater Master Plan.

Details

Type of Project: Improvement

Strategic Plan Goal or Action: N/A

Capital Cost

FY2025 Budget
\$135

Total Budget (all years)
\$550K

Project Total
\$550K

Detailed Breakdown

Category	Estimated Actuals	FY2025 <i>In Progress</i>	FY2026 <i>In Progress</i>	FY2029 <i>In Progress</i>	Total
Construction/Maintenance	\$0	\$0	\$49,865	\$500,000	\$549,865
Engineering	\$0	\$135	\$0	\$0	\$135
Total	\$0	\$135	\$49,865	\$500,000	\$550,000

Funding Sources

FY2025 Budget

\$50K

Total Budget (all years)

\$550K

Project Total

\$550K

Detailed Breakdown

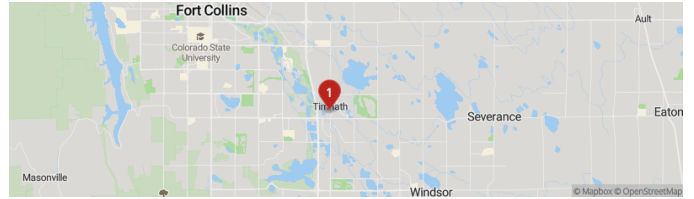
Category	Estimated Actuals	FY2025 <i>In Progress</i>	FY2029 <i>In Progress</i>	Future Budgeted	Total
General Fund	\$0	\$50,000	\$500,000	\$0	\$550,000
Total	\$0	\$50,000	\$500,000	\$0	\$550,000

Regional Stormwater Impv

Overview

Request Owner	Earl Smith, Senior Civil Engineer
Department	Public Works
Type	Capital Improvement
Project Type	Stormwater
Strategic Plan Goal	Infrastructure
Estimated Start Date	01/1/2025
Estimated Completion Date	12/31/2025

Project Location



Description

This item allocates funds for regional stormwater improvements in the Town as needed. These improvements are primarily funded by Stormwater Impact Fees. As the Town develops to the north, regional improvements will be necessary to address the lack of existing stormwater conveyance infrastructure.

Details

Type of Project: Improvement

Strategic Plan Goal or Action: N/A

Capital Cost

FY2025 Budget

\$0

Total Budget (all years)

\$300K

Project Total

\$300K

Detailed Breakdown

Category	Estimated Actuals	FY2025 In Progress	FY2026 In Progress	FY2027 In Progress	FY2028 In Progress	FY2029 In Progress	FY2030 In Progress	Total
Construction/Maintenance	\$0	\$0	\$100,000	\$50,000	\$50,000	\$50,000	\$50,000	\$300,000
Total	\$0	\$0	\$100,000	\$50,000	\$50,000	\$50,000	\$50,000	\$300,000

Funding Sources

FY2025 Budget

\$50K

Total Budget (all years)

\$350K

Project Total

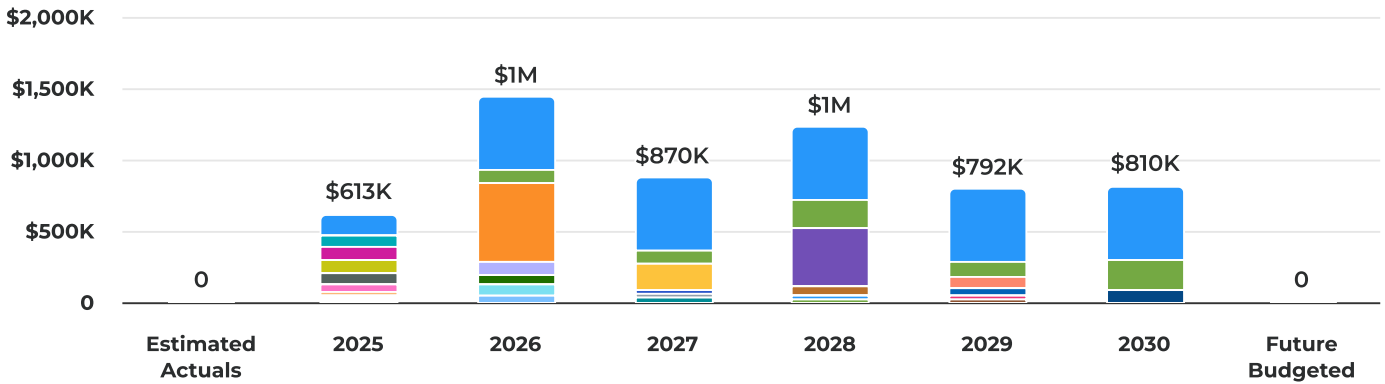
\$350K

Detailed Breakdown

Category	Estimated Actuals	FY2025 <i>In Progress</i>	FY2026 <i>In Progress</i>	FY2027 <i>In Progress</i>	FY2028 <i>In Progress</i>	FY2029 <i>In Progress</i>	FY2030 <i>In Progress</i>	Future Budgeted	Total
General Fund	\$0	\$50,000	\$100,000	\$50,000	\$50,000	\$50,000	\$50,000	\$0	\$350,000
Total	\$0	\$50,000	\$100,000	\$50,000	\$50,000	\$50,000	\$50,000	\$0	\$350,000

Vehicles and Wheeled Equipment

FY25 - FY30 Vehicles and Wheeled Equipment Projects (including Current Year Estimates, Future Budgeted)



Patrol Vehicle Replacement	\$2,695,000	46.89%
Patrol Vehicles New Sworn	\$700,000	12.18%
Operations - Snow Plow	\$550,000	9.57%
Operations - Bucket Truck	\$400,000	6.96%
Operations - Tractor 2027	\$175,000	3.05%
Operations - Backup Generator	\$90,000	1.57%
Full Size utility Truck	\$90,000	1.57%
Kubota UTV	\$90,000	1.57%
Operations - Vacuum Excavator	\$90,000	1.57%
Kubota Tractor	\$85,000	1.48%
Operations - Variable Message Board - 2	\$80,000	1.39%
Operations - Pickup Truck 1	\$75,000	1.31%
Operations - Pickup Truck 2	\$75,000	1.31%
Operations - Pickup Truck	\$75,000	1.31%
3500 Dodge Truck	\$70,000	1.22%
Engineering - New Vehicle 2	\$55,000	0.96%
Dodge 1500 with Liftgate	\$52,000	0.90%
Engineering - New Vehicle	\$50,000	0.87%
Operations - Mower	\$30,000	0.52%
Walker Mower 1 - 2027	\$30,000	0.52%
Walker Mower 2 - 2027	\$30,000	0.52%
Operations - Speed Feedback Sign 1	\$26,000	0.45%
Hustler Mower 1-2029	\$21,000	0.37%
Hustler Mower 2 - 2029	\$21,000	0.37%
Hustler Mower 1 - 2028	\$20,000	0.35%
Hustler Mower 2 - 2028	\$20,000	0.35%
Operations - Tilt Trailer	\$15,000	0.26%
Bike Trailer Safe Routes to School	\$15,000	0.26%

Vehicles and Wheeled Equipment

● Operations - Tractor	\$15,000	0.26%
● Operations - Utility Trailer	\$7,000	0.12%
● Operations - Speed Feedback Sign	\$0	0.00%

2

Summary of Requests

Category	Estimated Actuals	FY2025	FY2026	FY2027	FY2028	FY2029	FY2030	Future Budgeted
Patrol Vehicle Replacement	\$0	\$140,000	\$505,000	\$505,000	\$510,000	\$515,000	\$520,000	\$0
Patrol Vehicles New Sworn	\$0	\$0	\$100,000	\$100,000	\$200,000	\$100,000	\$200,000	\$0
Operations - Snow Plow	\$0	\$0	\$550,000	\$0	\$0	\$0	\$0	\$0
Operations - Bucket Truck	\$0	\$0	\$0	\$0	\$400,000	\$0	\$0	\$0
Operations - Tractor 2027	\$0	\$0	\$0	\$175,000	\$0	\$0	\$0	\$0
Operations - Backup Generator	\$0	\$0	\$0	\$0	\$0	\$0	\$90,000	\$0
Full Size utility Truck	\$0	\$90,000	\$0	\$0	\$0	\$0	\$0	\$0
Kubota UTV	\$0	\$90,000	\$0	\$0	\$0	\$0	\$0	\$0
Operations - Vacuum Excavator	\$0	\$90,000	\$0	\$0	\$0	\$0	\$0	\$0
Kubota Tractor	\$0	\$0	\$85,000	\$0	\$0	\$0	\$0	\$0
Operations - Variable Message Board - 2	\$0	\$0	\$0	\$0	\$0	\$80,000	\$0	\$0
Operations - Pickup Truck 1	\$0	\$0	\$75,000	\$0	\$0	\$0	\$0	\$0
Operations - Pickup Truck 2	\$0	\$0	\$0	\$0	\$75,000	\$0	\$0	\$0
Operations - Pickup Truck	\$0	\$75,000	\$0	\$0	\$0	\$0	\$0	\$0
3500 Dodge Truck	\$0	\$0	\$70,000	\$0	\$0	\$0	\$0	\$0
Engineering - New Vehicle 2	\$0	\$0	\$0	\$0	\$0	\$55,000	\$0	\$0
Dodge 1500 with Liftgate	\$0	\$0	\$52,000	\$0	\$0	\$0	\$0	\$0
Engineering - New Vehicle	\$0	\$50,000	\$0	\$0	\$0	\$0	\$0	\$0
Operations - Mower	\$0	\$0	\$0	\$30,000	\$0	\$0	\$0	\$0
Walker Mower 1 - 2027	\$0	\$0	\$0	\$30,000	\$0	\$0	\$0	\$0
Walker Mower 2 - 2027	\$0	\$0	\$0	\$30,000	\$0	\$0	\$0	\$0
Operations - Speed Feedback Sign 1	\$0	\$26,000	\$0	\$0	\$0	\$0	\$0	\$0
Hustler Mower 1-2029	\$0	\$0	\$0	\$0	\$0	\$21,000	\$0	\$0
Hustler Mower 2 - 2029	\$0	\$0	\$0	\$0	\$0	\$21,000	\$0	\$0
Hustler Mower 1 - 2028	\$0	\$0	\$0	\$0	\$20,000	\$0	\$0	\$0
Hustler Mower 2 - 2028	\$0	\$0	\$0	\$0	\$20,000	\$0	\$0	\$0
Operations - Tilt Trailer	\$0	\$15,000	\$0	\$0	\$0	\$0	\$0	\$0
Bike Trailer Safe Routes to School	\$0	\$15,000	\$0	\$0	\$0	\$0	\$0	\$0
Operations - Tractor	\$0	\$15,000	\$0	\$0	\$0	\$0	\$0	\$0

Vehicles and Wheeled Equipment

Category	Estimated Actuals	FY2025	FY2026	FY2027	FY2028	FY2029	FY2030	Future Budgeted
Operations - Utility Trailer	\$0	\$7,000	\$0	\$0	\$0	\$0	\$0	\$0
Operations - Speed Feedback Sign 2	\$0	\$0	\$0	\$0	\$0	\$0	\$0	\$0
Total Summary of Requests	\$0	\$613,000	\$1,437,000	\$870,000	\$1,225,000	\$792,000	\$810,000	\$0

Category	Total
<i>(continued from above)</i>	
Patrol Vehicle Replacement	\$2,695,000
Patrol Vehicles New Sworn	\$700,000
Operations - Snow Plow	\$550,000
Operations - Bucket Truck	\$400,000
Operations - Tractor 2027	\$175,000
Operations - Backup Generator	\$90,000
Full Size utility Truck	\$90,000
Kubota UTV	\$90,000
Operations - Vacuum Excavator	\$90,000
Kubota Tractor	\$85,000
Operations - Variable Message Board - 2	\$80,000
Operations - Pickup Truck 1	\$75,000
Operations - Pickup Truck 2	\$75,000
Operations - Pickup Truck	\$75,000
3500 Dodge Truck	\$70,000
Engineering - New Vehicle 2	\$55,000
Dodge 1500 with Liftgate	\$52,000
Engineering - New Vehicle	\$50,000
Operations - Mower	\$30,000
Walker Mower 1 - 2027	\$30,000
Walker Mower 2 - 2027	\$30,000
Operations - Speed Feedback Sign 1	\$26,000
Hustler Mower 1-2029	\$21,000
Hustler Mower 2 - 2029	\$21,000
Hustler Mower 1 - 2028	\$20,000
Hustler Mower 2 - 2028	\$20,000
Operations - Tilt Trailer	\$15,000
Bike Trailer Safe Routes to School	\$15,000

Category

(continued from above)

Total

Operations - Tractor	\$15,000
----------------------	----------

Operations - Utility Trailer	\$7,000
------------------------------	---------

Operations - Speed Feedback Sign 2	\$0
------------------------------------	-----

Total Summary of Requests	\$5,747,000
----------------------------------	--------------------

3500 Dodge Truck

Overview

Request Owner	Tom Casal, Parks and Recreation Director
Department	Parks Administration
Type	Capital Equipment
Strategic Plan	High Performing Government

Description

Full Size Truck for Nick, his current truck will be for Seasonals (2022 Dodge 1500 Quad Cab) Will include snow plow package

Details

New Purchase or Replacement: New	Useful Life: 10 or more years
New or Used Vehicle: New Vehicle	Strategic Plan Goal or Action: Deliver Exceptional Parks

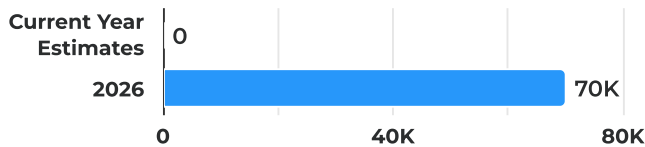
Capital Cost

FY2025 Budget
\$0

Total Budget (all years)
\$70K

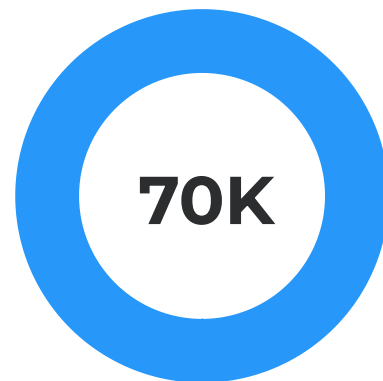
Project Total
\$70K

FY2026 - FY2026 Capital Cost Breakdown



● Vehicle Cost **\$70,000** 100.00%

Capital Cost for Budgeted Years



● Vehicle Cost **\$70,000** 100.00%

Detailed Breakdown

Category	Estimated Actuals	FY2026 <i>In Progress</i>	Total
Vehicle Cost	\$0	\$70,000	\$70,000
Total	\$0	\$70,000	\$70,000

Funding Sources

FY2025 Budget

\$0

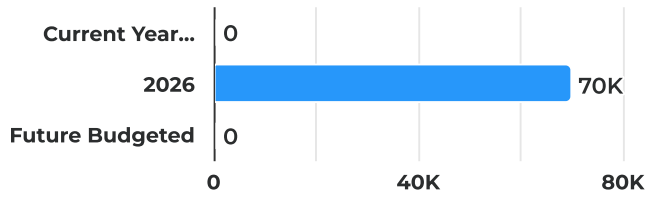
Total Budget (all years)

\$70K

Project Total

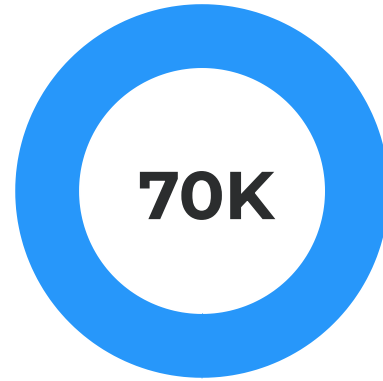
\$70K

FY2026 - Future Funding Sources Breakdown



● Parks and Rec Fund **\$70,000** 100.00%

Funding Sources for Budgeted Years



● Parks and Rec Fund **\$70,000** 100.00%

Detailed Breakdown

Category	Estimated Actuals	FY2026 <i>In Progress</i>	Future Budgeted	Total
Parks and Rec Fund	\$0	\$70,000	\$0	\$70,000
Total	\$0	\$70,000	\$0	\$70,000

Bike Trailer Safe Routes to School

Overview

Request Owner	Tom Casal, Parks and Recreation Director
Department	Recreation
Type	Capital Equipment
Strategic Plan	High Performing Government

Description

8.5x20 enclosed trailer. It was mentioned by the council during a workshop that Safe Routes to School was a priority.

Details

New Purchase or Replacement: New	Useful Life: 10 or more years
New or Used Vehicle: New Vehicle	Strategic Plan Goal or Action: Create an appropriate Recreation Department for the Town

Capital Cost

FY2025 Budget	Total Budget (all years)	Project Total
\$15K	\$15K	\$15K

Detailed Breakdown

Category	Estimated Actuals	FY2025 <i>In Progress</i>	Total
Vehicle Cost	\$0	\$15,000	\$15,000
Total	\$0	\$15,000	\$15,000

Funding Sources

FY2025 Budget	Total Budget (all years)	Project Total
\$15K	\$15K	\$15K

Detailed Breakdown

Category	Estimated Actuals	FY2025 <i>In Progress</i>	Future Budgeted	Total
Parks and Rec Fund	\$0	\$15,000	\$0	\$15,000
General Fund	\$0	\$0	\$0	\$0
Total	\$0	\$15,000	\$0	\$15,000

Dodge 1500 with Liftgate

Overview

Request Owner	Tom Casal, Parks and Recreation Director
Department	Recreation
Type	Capital Equipment
Strategic Plan	High Performing Government

Description

Recreation and Special Events staff are routinely using personal vehicles or borrowing trucks from parks to move equipment around. We are requesting a truck with liftgate that would be used by Parks and Recreation Staff.

Details

New Purchase or Replacement: New	Useful Life: 10 or more years
New or Used Vehicle: New Vehicle	Strategic Plan Goal or Action: Deliver exceptional parks and recreation programming

Capital Cost

FY2025 Budget	Total Budget (all years)	Project Total
\$0	\$52K	\$52K

Detailed Breakdown

Category	Estimated Actuals	FY2026 <i>In Progress</i>	Total
Vehicle Cost	\$0	\$52,000	\$52,000
Total	\$0	\$52,000	\$52,000

Funding Sources

FY2025 Budget	Total Budget (all years)	Project Total
\$0	\$52K	\$52K

Detailed Breakdown

Category	Estimated Actuals	FY2026 <i>In Progress</i>	Future Budgeted	Total
General Fund	\$0	\$52,000	\$0	\$52,000
Total	\$0	\$52,000	\$0	\$52,000

Engineering - New Vehicle

Overview

Request Owner	Earl Smith, Senior Civil Engineer
Department	Public Works
Type	Capital Equipment
Strategic Plan	Infrastructure

Description

Public Works - Engineering is requesting a vehicle which will be shared by the engineering team. This vehicle will be shared by the engineering group with its primary use of travel between meetings, site inspections, and construction site visits. The ability to quickly and safely travel to various locations will enhance the quality and timeliness of engineering services provided to the community.

Additional Equipment:

- 50 in light bar
- Public Works Logo

Details

New Purchase or Replacement: New

Useful Life: 10 or more years

New or Used Vehicle: New Vehicle

Strategic Plan Goal or Action: N/A

Capital Cost

FY2025 Budget

\$50K

Total Budget (all years)

\$50K

Project Total

\$50K

Detailed Breakdown

Category	Estimated Actuals	FY2025 <i>In Progress</i>	Total
Vehicle Cost	\$0	\$50,000	\$50,000
Total	\$0	\$50,000	\$50,000

Funding Sources

FY2025 Budget

\$50K

Total Budget (all years)

\$50K

Project Total

\$50K

Detailed Breakdown

Category	Estimated Actuals	FY2025 <i>In Progress</i>	Future Budgeted	Total
General Fund	\$0	\$50,000	\$0	\$50,000
Total	\$0	\$50,000	\$0	\$50,000

Engineering - New Vehicle 2

Overview

Request Owner	Earl Smith, Senior Civil Engineer
Department	Public Works
Type	Capital Equipment
Strategic Plan	Infrastructure

Description

Public Works - Engineering and Community Development is requesting a vehicle which will be shared by the engineering and community development team. This vehicle will be at Town Center with its primary use of travel between meetings, site inspections, and construction site visits. The ability to quickly and safely travel to various locations will enhance the quality and timeliness of engineering services provided to the community.

Additional Equipment:

- 50 in light bar
- Town Logo

Details

New Purchase or Replacement: New

Useful Life: 10 or more years

New or Used Vehicle: New Vehicle

Strategic Plan Goal or Action: N/A

Capital Cost

FY2025 Budget

\$0

Total Budget (all years)

\$55K

Project Total

\$55K

Detailed Breakdown

Category	Estimated Actuals	FY2029 <i>In Progress</i>	Total
Vehicle Cost	\$0	\$55,000	\$55,000
Total	\$0	\$55,000	\$55,000

Funding Sources

FY2025 Budget

\$0

Total Budget (all years)

\$55K

Project Total

\$55K

Detailed Breakdown

Category	Estimated Actuals	FY2029 <i>In Progress</i>	Future Budgeted	Total
General Fund	\$0	\$55,000	\$0	\$55,000
Total	\$0	\$55,000	\$0	\$55,000

Full Size utility Truck

Overview

Request Owner	Tom Casal, Parks and Recreation Director
Department	Parks Administration
Type	Capital Equipment
Strategic Plan	High Performing Government

Description

Purchase a Dodge 3500 utility truck. It will house all the irrigation equipment and will allow for more time-efficient repairs as it will house all the supplies related to irrigation repair. It is slated to be assigned to the new Irrigation Technician position that we are requesting. Even if this position is not approved, this vehicle will be essential for Parks in regards to timely repairs.

Details

New Purchase or Replacement: New

Useful Life: 10 or more years

New or Used Vehicle: New Vehicle

Strategic Plan Goal or Action: Continue to develop parks near our existing and new population centers

Capital Cost

FY2025 Budget

\$90K

Total Budget (all years)

\$90K

Project Total

\$90K

Detailed Breakdown

Category	Estimated Actuals	FY2025 <i>In Progress</i>	Total
Vehicle Cost	\$0	\$90,000	\$90,000
Total	\$0	\$90,000	\$90,000

Funding Sources

FY2025 Budget

\$90K

Total Budget (all years)

\$90K

Project Total

\$90K

Detailed Breakdown

Category	Estimated Actuals	FY2025 <i>In Progress</i>	Future Budgeted	Total
Parks and Rec Fund	\$0	\$90,000	\$0	\$90,000
Total	\$0	\$90,000	\$0	\$90,000

Hustler Mower 1 - 2028

Overview

Request Owner	Tom Casal, Parks and Recreation Director
Department	Parks Administration
Type	Capital Equipment
Strategic Plan	High Performing Government

Description

Hustler Mowers have a 5-year warranty, so we will replace them every 5 years, which will cover most maintenance issues.

Details

New Purchase or Replacement: Replacement	Useful Life: 5
New or Used Vehicle: New Vehicle	Strategic Plan Goal or Action: Exceptional Parks

Capital Cost

FY2025 Budget	Total Budget (all years)	Project Total
\$0	\$20K	\$20K

Detailed Breakdown

Category	Estimated Actuals	FY2028 <i>In Progress</i>	Total
Vehicle Cost	\$0	\$20,000	\$20,000
Total	\$0	\$20,000	\$20,000

Funding Sources

FY2025 Budget	Total Budget (all years)	Project Total
\$0	\$20K	\$20K

Detailed Breakdown

Category	Estimated Actuals	FY2028 <i>In Progress</i>	Future Budgeted	Total
Parks and Rec Fund	\$0	\$20,000	\$0	\$20,000
Total	\$0	\$20,000	\$0	\$20,000

Hustler Mower 1-2029

Overview

Request Owner	Tom Casal, Parks and Recreation Director
Department	Parks Administration
Type	Capital Equipment
Strategic Plan	High Performing Government

Description

As part of the replacement schedule every 5-years, this will replace a current Hustler Mower.

Details

New Purchase or Replacement: Replacement	Useful Life: 5
New or Used Vehicle: New Vehicle	Strategic Plan Goal or Action: Exceptional Parks

Capital Cost

FY2025 Budget	Total Budget (all years)	Project Total
\$0	\$21K	\$21K

Detailed Breakdown

Category	Estimated Actuals	FY2029 <i>In Progress</i>	Total
Vehicle Cost	\$0	\$21,000	\$21,000
Total	\$0	\$21,000	\$21,000

Funding Sources

FY2025 Budget	Total Budget (all years)	Project Total
\$0	\$21K	\$21K

Detailed Breakdown

Category	Estimated Actuals	FY2029 <i>In Progress</i>	Future Budgeted	Total
Parks and Rec Fund	\$0	\$21,000	\$0	\$21,000
Total	\$0	\$21,000	\$0	\$21,000

Hustler Mower 2 - 2028

Overview

Request Owner	Tom Casal, Parks and Recreation Director
Department	Parks Administration
Type	Capital Equipment
Strategic Plan	High Performing Government

Description

Mowers will be replaced every 5 years. Hustler Mowers have a 5-year warranty, so maintenance should be covered.

Details

New Purchase or Replacement: Replacement	Useful Life: 5
New or Used Vehicle: New Vehicle	Strategic Plan Goal or Action: Exceptional Parks

Capital Cost

FY2025 Budget	Total Budget (all years)	Project Total
\$0	\$20K	\$20K

Detailed Breakdown

Category	Estimated Actuals	FY2028 <i>In Progress</i>	Total
Vehicle Cost	\$0	\$20,000	\$20,000
Total	\$0	\$20,000	\$20,000

Funding Sources

FY2025 Budget	Total Budget (all years)	Project Total
\$0	\$20K	\$20K

Detailed Breakdown

Category	Estimated Actuals	FY2028 <i>In Progress</i>	Future Budgeted	Total
Parks and Rec Fund	\$0	\$20,000	\$0	\$20,000
Total	\$0	\$20,000	\$0	\$20,000

Hustler Mower 2 - 2029

Overview

Request Owner	Tom Casal, Parks and Recreation Director
Department	Parks Administration
Type	Capital Equipment
Strategic Plan	High Performing Government

Description

Mowers are on a 5-year replacement schedule.

Details

New Purchase or Replacement: Replacement	Useful Life: 5
New or Used Vehicle: New Vehicle	Strategic Plan Goal or Action: Exceptional Parks

Capital Cost

FY2025 Budget	Total Budget (all years)	Project Total
\$0	\$21K	\$21K

Detailed Breakdown

Category	Estimated Actuals	FY2029 <i>In Progress</i>	Total
Vehicle Cost	\$0	\$21,000	\$21,000
Total	\$0	\$21,000	\$21,000

Funding Sources

FY2025 Budget	Total Budget (all years)	Project Total
\$0	\$21K	\$21K

Detailed Breakdown

Category	Estimated Actuals	FY2029 <i>In Progress</i>	Future Budgeted	Total
General Fund	\$0	\$21,000	\$0	\$21,000
Total	\$0	\$21,000	\$0	\$21,000

Kubota Tractor

Overview

Request Owner	Tom Casal, Parks and Recreation Director
Department	Parks Administration
Type	Capital Equipment
Strategic Plan	High Performing Government

Description

This will replace the John Deere Pro Gator and Dakota 410 Spreader. The Pro Gator only has one use: to spread fertilizer. The Kubota adds much-needed versatility which will cut down on staff time and rentals as the Kubota is multi-functional.

Details

New Purchase or Replacement: Replacement	Useful Life: 10 or more years
New or Used Vehicle: New Vehicle	Strategic Plan Goal or Action: Deliver Exceptional Park Facilities

Capital Cost

FY2025 Budget	Total Budget (all years)	Project Total
\$0	\$85K	\$85K

Detailed Breakdown

Category	Estimated Actuals	FY2026 <i>In Progress</i>	Total
Vehicle Cost	\$0	\$85,000	\$85,000
Total	\$0	\$85,000	\$85,000

Funding Sources

FY2025 Budget	Total Budget (all years)	Project Total
\$0	\$85K	\$85K

Detailed Breakdown

Category	Estimated Actuals	FY2026 <i>In Progress</i>	Future Budgeted	Total
General Fund	\$0	\$85,000	\$0	\$85,000
Total	\$0	\$85,000	\$0	\$85,000

Kubota UTV

Overview

Request Owner	Tom Casal, Parks and Recreation Director
Department	Parks Administration
Type	Capital Equipment
Strategic Plan	High Performing Government

Description

Kubota UTV will be stationed out of Wild Wing Park. It will also have attachments to plow trails, especially the reservoir trail. It will be used to fertilize the grass as well as move soccer goals around. This includes a sourcewell discount.

Details

New Purchase or Replacement: New

Useful Life: 10 or more years

New or Used Vehicle: New Vehicle

Strategic Plan Goal or Action: Deliver Exceptional Parks

Capital Cost

FY2025 Budget

\$45K

Total Budget (all years)

\$45K

Project Total

\$45K

Detailed Breakdown

Category	Estimated Actuals	FY2025 <i>In Progress</i>	Total
Vehicle Cost	\$0	\$45,000	\$45,000
Total	\$0	\$45,000	\$45,000

Funding Sources

FY2025 Budget

\$90K

Total Budget (all years)

\$90K

Project Total

\$90K

Detailed Breakdown

Category	Estimated Actuals	FY2025 <i>In Progress</i>	Future Budgeted	Total
Parks and Rec Fund	\$0	\$45,000	\$0	\$45,000
General Fund	\$0	\$45,000	\$0	\$45,000
Total	\$0	\$90,000	\$0	\$90,000

Operations - Backup Generator

Overview

Request Owner	Cody Speaker, Public Works Supervisor
Department	Public Works
Type	Capital Equipment
Strategic Plan	Infrastructure, Healthy Community and Safety

Description

This request is for the purchase the replacement of the existing mobile backup generator to support critical public works operations in the event of power outages or during off-grid field activities. The unit will be trailer-mounted for deployment flexibility and sized to power equipment such as water pumps, signal controllers, and mobile command posts during planned projects or emergency response scenarios.

Details

New Purchase or Replacement: Replacement

Useful Life: 10 or more years

New or Used Vehicle: New Vehicle

Strategic Plan Goal or Action: Efficient & Effective Services

Capital Cost

FY2025 Budget

\$0

Total Budget (all years)

\$90K

Project Total

\$90K

Detailed Breakdown

Category	Estimated Actuals	FY2030 <i>In Progress</i>	Total
Vehicle Cost	\$0	\$90,000	\$90,000
Total	\$0	\$90,000	\$90,000

Funding Sources

FY2025 Budget

\$0

Total Budget (all years)

\$90K

Project Total

\$90K

Detailed Breakdown

Category	Estimated Actuals	FY2030 <i>In Progress</i>	Future Budgeted	Total
General Fund	\$0	\$90,000	\$0	\$90,000
Total	\$0	\$90,000	\$0	\$90,000

Operations - Bucket Truck

Overview

Request Owner	Cody Speaker, Public Works Supervisor
Department	Public Works
Type	Capital Equipment
Strategic Plan	Fiscal Responsibility, Healthy Community and Safety, Infrastructure

Description

This project funds the purchase of a bucket truck for the Public Works Department to support safe and efficient maintenance of overhead infrastructure throughout Timnath. The bucket truck will be used for tasks such as streetlight and signal maintenance, tree trimming, seasonal decorations, and other elevated work that currently requires rented equipment or manual alternatives.

Owning a dedicated bucket truck will increase operational efficiency, reduce long-term rental costs, enhance worker safety, and improve the Town's ability to respond quickly to maintenance needs without relying on third-party scheduling.

Details

New Purchase or Replacement: New

Useful Life: 10 or more years

New or Used Vehicle: New Vehicle

Strategic Plan Goal or Action: Advocate for electrical infrastructure upgrades

Capital Cost

FY2025 Budget

\$0

Total Budget (all years)

\$400K

Project Total

\$400K

Detailed Breakdown

Category	Estimated Actuals	FY2028 <i>In Progress</i>	Total
Vehicle Cost	\$0	\$400,000	\$400,000
Total	\$0	\$400,000	\$400,000

Funding Sources

FY2025 Budget

\$0

Total Budget (all years)

\$400K

Project Total

\$400K

Detailed Breakdown

Category	Estimated Actuals	FY2028 <i>In Progress</i>	Future Budgeted	Total
General Fund	\$0	\$400,000	\$0	\$400,000
Total	\$0	\$400,000	\$0	\$400,000

Operations - Mower

Overview

Request Owner	Cody Speaker, Public Works Supervisor
Department	Public Works
Type	Capital Equipment
Strategic Plan	Infrastructure

Description

The existing Mx8 mower in our fleet has reached the end of its optimal service life. Replacing it with a new model will ensure we can maintain our town's green spaces effectively and efficiently.

Details

New Purchase or Replacement: Replacement	Useful Life: 10 or more years
New or Used Vehicle: New Vehicle	Strategic Plan Goal or Action: N/A

Capital Cost

FY2025 Budget	Total Budget (all years)	Project Total
\$0	\$30K	\$30K

Detailed Breakdown

Category	Estimated Actuals	FY2027 <i>In Progress</i>	Total
Vehicle Cost	\$0	\$30,000	\$30,000
Total	\$0	\$30,000	\$30,000

Funding Sources

FY2025 Budget	Total Budget (all years)	Project Total
\$0	\$30K	\$30K

Detailed Breakdown

Category	Estimated Actuals	FY2027 <i>In Progress</i>	Future Budgeted	Total
General Fund	\$0	\$30,000	\$0	\$30,000
Total	\$0	\$30,000	\$0	\$30,000

Operations - Pickup Truck

Overview

Request Owner	Cody Speaker, Public Works Supervisor
Department	Public Works
Type	Capital Equipment
Strategic Plan	Infrastructure

Description

Public Works - Operations is requesting a new pickup truck to add to the fleet. This vehicle is necessary to increase efficiency and operations, ensuring each team member has access to a vehicle. Expanding the fleet ensures that all team members can be deployed simultaneously, increasing the overall productivity of the Public Works team.

Additional Equipment:

- 50 in light bar
- Cab protector
- Plow
- Snow deflector
- Running Boards
- Public Works logo

Details

New Purchase or Replacement: New

Useful Life: 10 or more years

New or Used Vehicle: New Vehicle

Strategic Plan Goal or Action: N/A

Capital Cost

FY2025 Budget

\$75K

Total Budget (all years)

\$75K

Project Total

\$75K

Detailed Breakdown

Category	Estimated Actuals	FY2025 <i>In Progress</i>	Total
Vehicle Cost	\$0	\$75,000	\$75,000
Total	\$0	\$75,000	\$75,000

Funding Sources

FY2025 Budget

\$75K

Total Budget (all years)

\$75K

Project Total

\$75K

Detailed Breakdown

Category	Estimated Actuals	FY2025 <i>In Progress</i>	Future Budgeted	Total
General Fund	\$0	\$75,000	\$0	\$75,000
Total	\$0	\$75,000	\$0	\$75,000

Operations - Pickup Truck 1

Overview

Request Owner	Cody Speaker, Public Works Supervisor
Department	Public Works
Type	Capital Equipment
Strategic Plan	Infrastructure

Description

The pickup truck currently in our public works fleet (2017) will reach the end of its expected service life. We are including it in our long-term capital planning to prepare for its replacement at that time. This truck is vital for our daily operations and town maintenance tasks, and planning for its eventual replacement will help ensure uninterrupted service to our community.

Details

New Purchase or Replacement: Replacement	Useful Life: 10 or more years
New or Used Vehicle: New Vehicle	Strategic Plan Goal or Action: N/A

Capital Cost

FY2025 Budget	Total Budget (all years)	Project Total
\$0	\$75K	\$75K

Detailed Breakdown

Category	Estimated Actuals	FY2026 <i>In Progress</i>	FY2027 <i>In Progress</i>	Total
Vehicle Cost	\$0	\$75,000	\$0	\$75,000
Total	\$0	\$75,000	\$0	\$75,000

Funding Sources

FY2025 Budget	Total Budget (all years)	Project Total
\$0	\$75K	\$75K

Detailed Breakdown

Category	Estimated Actuals	FY2026 <i>In Progress</i>	FY2027 <i>In Progress</i>	Future Budgeted	Total
General Fund	\$0	\$75,000	\$0	\$0	\$75,000
Total	\$0	\$75,000	\$0	\$0	\$75,000

Operations - Pickup Truck 2

Overview

Request Owner	Cody Speaker, Public Works Supervisor
Department	Public Works
Type	Capital Equipment
Strategic Plan	Infrastructure

Description

The pickup truck currently in our public works fleet will reach the end of its expected service life in 2028. We are including it in our long-term capital planning to prepare for its replacement at that time. This truck is vital for our daily operations and town maintenance tasks, and planning for its eventual replacement will help ensure uninterrupted service to our community.

Details

New Purchase or Replacement: Replacement	Useful Life: 10 or more years
New or Used Vehicle: New Vehicle	Strategic Plan Goal or Action: N/A

Capital Cost

FY2025 Budget	Total Budget (all years)	Project Total
\$0	\$75K	\$75K

Detailed Breakdown

Category	Estimated Actuals	FY2028 <i>In Progress</i>	Total
Vehicle Cost	\$0	\$75,000	\$75,000
Total	\$0	\$75,000	\$75,000

Funding Sources

FY2025 Budget	Total Budget (all years)	Project Total
\$0	\$75K	\$75K

Detailed Breakdown

Category	Estimated Actuals	FY2028 <i>In Progress</i>	Future Budgeted	Total
General Fund	\$0	\$75,000	\$0	\$75,000
Total	\$0	\$75,000	\$0	\$75,000

Operations - Snow Plow

Overview

Request Owner	Cody Speaker, Public Works Supervisor
Department	Public Works
Type	Capital Equipment
Strategic Plan	Infrastructure

Description

The snow plow currently in our fleet was originally purchased in 2015 and is anticipated to be replaced. We are including this item in our long-term capital planning to prepare for its replacement. This essential equipment is crucial for our winter road maintenance operations, ensuring safe and clear roads for our residents during snowfall events.

Details

New Purchase or Replacement: Replacement	Useful Life: 10 or more years
New or Used Vehicle: New Vehicle	Strategic Plan Goal or Action: Efficient & Effective Services

Capital Cost

FY2025 Budget	Total Budget (all years)	Project Total
\$0	\$550K	\$550K

Detailed Breakdown

Category	Estimated Actuals	FY2026 <i>In Progress</i>	Total
Vehicle Cost	\$0	\$550,000	\$550,000
Total	\$0	\$550,000	\$550,000

Funding Sources

FY2025 Budget	Total Budget (all years)	Project Total
\$0	\$550K	\$550K

Detailed Breakdown

Category	Estimated Actuals	FY2026 <i>In Progress</i>	Future Budgeted	Total
General Fund	\$0	\$550,000	\$0	\$550,000
Total	\$0	\$550,000	\$0	\$550,000

Operations - Speed Feedback Sign 1

Overview

Request Owner	Cody Speaker, Public Works Supervisor
Department	Public Works
Type	Capital Equipment
Strategic Plan	Healthy Community and Safety, Infrastructure

Description

The original speed feedback sign was purchased in 2015 and has reached the end of its lifecycle. This request is for replacement of the existing speed feedback sign. The new speed feedback sign will allow for continued flexible deployment of temporary speed checks throughout the town as needed. It provides clear, visible feedback to drivers about their current speed, helping our department address speeding concerns efficiently in various locations.

Details

New Purchase or Replacement: Replacement	Useful Life: 10 or more years
New or Used Vehicle: New Vehicle	Strategic Plan Goal or Action: N/A

Capital Cost

FY2025 Budget	Total Budget (all years)	Project Total
\$26K	\$26K	\$26K

Detailed Breakdown

Category	Estimated Actuals	FY2025 <i>In Progress</i>	Total
Vehicle Cost	\$0	\$26,000	\$26,000
Total	\$0	\$26,000	\$26,000

Funding Sources

FY2025 Budget

\$26K

Total Budget (all years)

\$26K

Project Total

\$26K

Detailed Breakdown

Category	Estimated Actuals	FY2025 <i>In Progress</i>	Future Budgeted	Total
General Fund	\$0	\$26,000	\$0	\$26,000
Total	\$0	\$26,000	\$0	\$26,000

Operations - Speed Feedback Sign 2

Overview

Request Owner	Cody Speaker, Public Works Supervisor
Department	Public Works
Type	Capital Equipment
Strategic Plan	Healthy Community and Safety, Infrastructure

Description

The original speed feedback sign was purchased in 2017 and has reached the end of its lifecycle. This request is for replacement of the existing speedback sign. The new speed feedback sign will allow for continued flexible deployment of temporary speed checks throughout the town as needed. It provides clear, visible feedback to drivers about their current speed, helping our department address speeding concerns efficiently in various locations.

Details

New Purchase or Replacement: Replacement	Useful Life: 10 or more years
New or Used Vehicle: New Vehicle	Strategic Plan Goal or Action: N/A

Capital Cost

FY2025 Budget	Total Budget (all years)	Project Total
\$0	\$0	\$0

Detailed Breakdown

Category	Estimated Actuals	FY2027 <i>In Progress</i>	Total
Vehicle Cost	\$0	\$0	\$0
Total	\$0	\$0	\$0

Funding Sources

FY2025 Budget

\$0

Total Budget (all years)

\$0

Project Total

\$0

Detailed Breakdown

Category	Estimated Actuals	FY2027 <i>In Progress</i>	Future Budgeted	Total
General Fund	\$0	\$0	\$0	\$0
Total	\$0	\$0	\$0	\$0

Operations - Tilt Trailer

Overview

Request Owner	Cody Speaker, Public Works Supervisor
Department	Public Works
Type	Capital Equipment
Strategic Plan	Infrastructure

Description

The tilt trailer currently in use by our public works department was purchased in 2020. It is projected to reach the end of its service life in 2025, at which point it will need to be replaced. We are including this item in our long-term capital planning to ensure we're prepared for its replacement, allowing us to maintain our ability to transport equipment and materials efficiently for various town projects and maintenance tasks.

Details

New Purchase or Replacement: Replacement	Useful Life: 5
New or Used Vehicle: New Vehicle	Strategic Plan Goal or Action: N/A

Capital Cost

FY2025 Budget	Total Budget (all years)	Project Total
\$15K	\$15K	\$15K

Detailed Breakdown

Category	Estimated Actuals	FY2025 <i>In Progress</i>	Total
Vehicle Cost	\$0	\$15,000	\$15,000
Total	\$0	\$15,000	\$15,000

Funding Sources

FY2025 Budget

\$15K

Total Budget (all years)

\$15K

Project Total

\$15K

Detailed Breakdown

Category	Estimated Actuals	FY2025 <i>In Progress</i>	Future Budgeted	Total
General Fund	\$0	\$15,000	\$0	\$15,000
Total	\$0	\$15,000	\$0	\$15,000

Operations - Tractor

Overview

Request Owner	Cody Speaker, Public Works Supervisor
Department	Public Works
Type	Capital Equipment
Strategic Plan	Infrastructure

Description

The Public Works Operations Department recommends purchasing a replacement for the 2018 tractor, which has reached the end of its useful life. The new tractor and attachments will be used for essential maintenance tasks, including mowing slopes, eliminating potholes, and edging, to ensure the Town continues to receive necessary maintenance and services per agreements.

Details

New Purchase or Replacement: Replacement	Useful Life: 6
New or Used Vehicle: New Vehicle	Strategic Plan Goal or Action: N/A

Capital Cost

FY2025 Budget	Total Budget (all years)	Project Total
\$15K	\$15K	\$15K

Detailed Breakdown

Category	Estimated Actuals	FY2025 <i>In Progress</i>	Total
Vehicle Cost	\$0	\$15,000	\$15,000
Total	\$0	\$15,000	\$15,000

Funding Sources

FY2025 Budget	Total Budget (all years)	Project Total
\$15K	\$15K	\$15K

Detailed Breakdown

Category	Estimated Actuals	FY2025 <i>In Progress</i>	Future Budgeted	Total
General Fund	\$0	\$15,000	\$0	\$15,000
Total	\$0	\$15,000	\$0	\$15,000

Operations - Tractor 2027

Overview

Request Owner	Cody Speaker, Public Works Supervisor
Department	Public Works
Type	Capital Equipment
Strategic Plan	Infrastructure

Description

The tractor currently used by our public works department was originally purchased in 2012 and is anticipated to be replaced in 2027. We are including this item in our long-term capital planning to prepare for its replacement at the end of its service life.

Details

New Purchase or Replacement: Replacement	Useful Life: 10 or more years
New or Used Vehicle: New Vehicle	Strategic Plan Goal or Action: N/A

Capital Cost

FY2025 Budget	Total Budget (all years)	Project Total
\$0	\$175K	\$175K

Detailed Breakdown

Category	Estimated Actuals	FY2027 <i>In Progress</i>	Total
Vehicle Cost	\$0	\$175,000	\$175,000
Total	\$0	\$175,000	\$175,000

Funding Sources

FY2025 Budget	Total Budget (all years)	Project Total
\$0	\$175K	\$175K

Detailed Breakdown

Category	Estimated Actuals	FY2027 <i>In Progress</i>	Future Budgeted	Total
General Fund	\$0	\$175,000	\$0	\$175,000
Total	\$0	\$175,000	\$0	\$175,000

Operations - Utility Trailer

Overview

Request Owner	Cody Speaker, Public Works Supervisor
Department	Public Works
Type	Capital Equipment
Strategic Plan	Infrastructure

Description

The Public Works Operations Department recommends purchasing a utility trailer to help the operations team transport equipment efficiently to job sites. This acquisition will decrease the wear and tear on equipment caused by driving to locations and improve overall safety. Transporting equipment on a trailer instead of driving it to job sites will minimize mechanical stress, extending the service life of the equipment.

Details

New Purchase or Replacement: New	Useful Life: 10 or more years
New or Used Vehicle: New Vehicle	Strategic Plan Goal or Action: N/A

Capital Cost

FY2025 Budget	Total Budget (all years)	Project Total
\$7K	\$7K	\$7K

Detailed Breakdown

Category	Estimated Actuals	FY2025 <i>In Progress</i>	Total
Vehicle Cost	\$0	\$7,000	\$7,000
Total	\$0	\$7,000	\$7,000

Funding Sources

FY2025 Budget	Total Budget (all years)	Project Total
\$7K	\$7K	\$7K

Detailed Breakdown

Category	Estimated Actuals	FY2025 <i>In Progress</i>	Future Budgeted	Total
General Fund	\$0	\$7,000	\$0	\$7,000
Total	\$0	\$7,000	\$0	\$7,000

Operations - Vacuum Excavator

Overview

Request Owner	Cody Speaker, Public Works Supervisor
Department	Public Works
Type	Capital Equipment
Strategic Plan	Infrastructure

Description

The Public Works Operations Department recommends purchasing a vacuum excavator to clean storm drains in compliance with stormwater and environmental regulations. Ensures that storm drains are cleaned in accordance with stormwater and environmental regulations, helping the Town avoid potential fines and legal issues. Proper cleaning of storm drains prevents pollutants from entering waterways, protecting local ecosystems and water quality.

Details

New Purchase or Replacement: New	Useful Life: 6
New or Used Vehicle: New Vehicle	Strategic Plan Goal or Action: N/A

Capital Cost

FY2025 Budget	Total Budget (all years)	Project Total
\$90K	\$90K	\$90K

Detailed Breakdown

Category	Estimated Actuals	FY2025 <i>In Progress</i>	Total
Vehicle Cost	\$0	\$90,000	\$90,000
Total	\$0	\$90,000	\$90,000

Funding Sources

FY2025 Budget	Total Budget (all years)	Project Total
\$90K	\$90K	\$90K

Detailed Breakdown

Category	Estimated Actuals	FY2025 <i>In Progress</i>	Future Budgeted	Total
General Fund	\$0	\$90,000	\$0	\$90,000
Total	\$0	\$90,000	\$0	\$90,000

Operations - Variable Message Board - 2

Overview

Request Owner	Cody Speaker, Public Works Supervisor
Department	Public Works
Type	Capital Equipment
Strategic Plan	Infrastructure

Description

Two variable message boards, originally purchased in 2019, are included in our capital planning for future replacement. These portable electronic signs are essential for communicating important traffic information, construction warnings, and public safety messages to residents and motorists throughout our town. Maintaining up-to-date message boards ensures clear and effective communication for various town events and road conditions.

Details

New Purchase or Replacement: Replacement	Useful Life: 10 or more years
New or Used Vehicle: New Vehicle	Strategic Plan Goal or Action: N/A

Capital Cost

FY2025 Budget	Total Budget (all years)	Project Total
\$0	\$80K	\$80K

Detailed Breakdown

Category	Estimated Actuals	FY2029 <i>In Progress</i>	Total
Vehicle Cost	\$0	\$80,000	\$80,000
Total	\$0	\$80,000	\$80,000

Funding Sources

FY2025 Budget	Total Budget (all years)	Project Total
\$0	\$80K	\$80K

Detailed Breakdown

Category	Estimated Actuals	FY2029 <i>In Progress</i>	Future Budgeted	Total
General Fund	\$0	\$80,000	\$0	\$80,000
Total	\$0	\$80,000	\$0	\$80,000

Patrol Vehicle Replacement

Overview

Request Owner	Michael Rarity, Police Sergeant
Department	Public Safety
Type	Capital Equipment
Strategic Plan	Healthy Community and Safety

Description

Replace five patrol vehicles, aged out, 5 per year 2026 - 2030 - 32 vehicles in fleet, verge 6 year lifespan.

Details

New Purchase or Replacement: Replacement	Useful Life: 6
New or Used Vehicle: New Vehicle	Strategic Plan Goal or Action: na

Capital Cost

FY2025 Budget	Total Budget (all years)	Project Total
\$216K	\$2.77M	\$2.77M

Detailed Breakdown

Category	Estimated	FY2025	FY2026	FY2027	FY2028	FY2029	FY2030	Total
	Actuals	In Progress	In Progress	In Progress	In Progress	In Progress	In Progress	
Vehicle Cost	\$0	\$216,000	\$500,000	\$505,000	\$510,000	\$515,000	\$520,000	\$2,766,000
Total	\$0	\$216,000	\$500,000	\$505,000	\$510,000	\$515,000	\$520,000	\$2,766,000

Funding Sources

FY2025 Budget
\$140K

Total Budget (all years)
\$2.7M

Project Total
\$2.7M

Detailed Breakdown

Category	Estimated Actuals	FY2025 In Progress	FY2026 In Progress	FY2027 In Progress	FY2028 In Progress	FY2029 In Progress	FY2030 In Progress	Future Budgeted
General Fund	\$0	\$140,000	\$505,000	\$505,000	\$510,000	\$515,000	\$520,000	\$0
Total	\$0	\$140,000	\$505,000	\$505,000	\$510,000	\$515,000	\$520,000	\$0

Category

(continued from above)

Category	Total
General Fund	\$2,695,000
Total	\$2,695,000

Patrol Vehicles New Sworn

Overview

Request Owner	Chuck Richards, Police Sergeant
Department	Public Safety
Type	Capital Equipment
Strategic Plan	Healthy Community and Safety

Description

Add patrol Vehicles for new sworn positions per personnel schedule. Includes all unfitting and equipment.

2026 - Sergeant

2027 - Lieutenant

2028 - Detective, Officer

2029 - Officer

2030 - Lieutenant, Officer

Details

New Purchase or Replacement: New

Useful Life: 6

New or Used Vehicle: New Vehicle

Strategic Plan Goal or Action: n/a

Capital Cost

FY2025 Budget

\$0

Total Budget (all years)

\$700K

Project Total

\$700K

Detailed Breakdown

Category	Estimated Actuals	FY2026 <i>In Progress</i>	FY2027 <i>In Progress</i>	FY2028 <i>In Progress</i>	FY2029 <i>In Progress</i>	FY2030 <i>In Progress</i>	Total
Vehicle Cost	\$0	\$100,000	\$100,000	\$200,000	\$100,000	\$200,000	\$700,000
Total	\$0	\$100,000	\$100,000	\$200,000	\$100,000	\$200,000	\$700,000

Funding Sources

FY2025 Budget

\$0

Total Budget (all years)

\$700K

Project Total

\$700K

Detailed Breakdown

Category	Estimated Actuals	FY2026 <i>In Progress</i>	FY2027 <i>In Progress</i>	FY2028 <i>In Progress</i>	FY2029 <i>In Progress</i>	FY2030 <i>In Progress</i>	Future Budgeted	Total
Public Safety Impact Fees	\$0	\$100,000	\$100,000	\$200,000	\$100,000	\$200,000	\$0	\$700,000
Total	\$0	\$100,000	\$100,000	\$200,000	\$100,000	\$200,000	\$0	\$700,000

Walker Mower 1 - 2027

Overview

Request Owner	Tom Casal, Parks and Recreation Director
Department	Parks Administration
Type	Capital Equipment
Strategic Plan	High Performing Government

Description

Replacing 2 Walker Mowers in 2027

Details

New Purchase or Replacement: Replacement	Useful Life: 5
New or Used Vehicle: New Vehicle	Strategic Plan Goal or Action: Exceptional Parks

Capital Cost

FY2025 Budget	Total Budget (all years)	Project Total
\$0	\$30K	\$30K

Detailed Breakdown

Category	Estimated Actuals	FY2027 <i>In Progress</i>	Total
Vehicle Cost	\$0	\$30,000	\$30,000
Total	\$0	\$30,000	\$30,000

Funding Sources

FY2025 Budget	Total Budget (all years)	Project Total
\$0	\$30K	\$30K

Detailed Breakdown

Category	Estimated Actuals	FY2027 <i>In Progress</i>	Future Budgeted	Total
Parks and Rec Fund	\$0	\$30,000	\$0	\$30,000
Total	\$0	\$30,000	\$0	\$30,000

Walker Mower 2 - 2027

Overview

Request Owner	Tom Casal, Parks and Recreation Director
Department	Parks Administration
Type	Capital Equipment
Strategic Plan	High Performing Government

Description

Replacing a Walker Mower

Details

New Purchase or Replacement: Replacement	Useful Life: 5
New or Used Vehicle: New Vehicle	Strategic Plan Goal or Action: Exceptional parks

Capital Cost

FY2025 Budget	Total Budget (all years)	Project Total
\$0	\$30K	\$30K

Detailed Breakdown

Category	Estimated Actuals	FY2027 <i>In Progress</i>	Total
Vehicle Cost	\$0	\$30,000	\$30,000
Total	\$0	\$30,000	\$30,000

Funding Sources

FY2025 Budget	Total Budget (all years)	Project Total
\$0	\$30K	\$30K

Detailed Breakdown

Category	Estimated Actuals	FY2027 <i>In Progress</i>	Future Budgeted	Total
Parks and Rec Fund	\$0	\$30,000	\$0	\$30,000
Total	\$0	\$30,000	\$0	\$30,000