



2025 Town of Timnath, CO

Community Needs Assessment Survey
Findings Report



Contents

Section 1: Executive Summary.....	4
Section 2: Charts and Graphs.....	13
Section 3: National Benchmarks.....	54
Section 4: Importance-Satisfaction Rating.....	64
Section 5: Tabular Data.....	70
Section 6: Open-Ended Responses.....	114
Section 7: Survey Instrument.....	156



Executive Summary

2025 Timnath Community Survey

Executive Summary



Purpose

During the winter of 2025, ETC Institute administered a community survey for the Town of Timnath. The purpose of the survey was to assess resident satisfaction with the delivery of major Town services and to help set priorities for the community.

Methodology

The six-page survey, cover letter and postage-paid return envelope were mailed to a random sample of households in the Town of Timnath. The cover letter explained the purpose of the survey and encouraged residents to either return their survey by mail or complete the survey online. At the end of the online survey, residents were asked to enter their home address; this was done to ensure that only responses from residents who were part of the random sample were included in the final survey database.

The goal was to receive 600 completed surveys. This goal was met, with 622 households completing the survey. The results for 622 households have a 95% level of confidence with a precision of at least $\pm 3.4\%$.

This report contains:

- an executive summary of the methodology and major findings
- charts depicting the overall results of the survey
- benchmarking analysis that shows how the survey results compare to the U.S. average and the mountain region average
- Importance-Satisfaction analysis that shows priorities for investment
- tabular data for all questions on the survey
- a copy of the survey instrument

2025 Timnath Community Survey

Executive Summary



Major Findings

Perceptions of Timnath. Respondents were most satisfied (rating “satisfied” or “very satisfied”) with their perceptions of Timnath in regards to overall feeling of safety (94%), overall quality of neighborhood (90%), and overall quality of life (83%). In regard to overall ratings, Timnath as a place to live (95%), as a place to raise children (93%), and as a place to retire (68%) were rated the highest (as “good” or “excellent”).

Major Town Services. The three major town services respondents were most satisfied with (rating “satisfied” or “very satisfied”) were overall maintenance of Town streets and sidewalks (82%), overall quality of police services (78%), and overall effectiveness of Town communication with the public (76%). The three major town services respondents think are the most important for the town to provide are quality parks and recreation programs/facilities (54%), quality planning, building, and development review processes (42%), and quality police services (41%).

Customer Service. Thirty percent (30%) of respondents called or visited the Town with a question, problem, or complaint during the past year. Of those respondents, the highest percentage were satisfied (rating “satisfied” or “very satisfied”) with how easy the Town was to contact (88%) and the way they were treated by town employees (87%).

Communications. The three aspects of Timnath communications respondents were most satisfied with (rating “satisfied” or “very satisfied”) were availability of information about Town programs and services (74%), efforts to keep residents informed about local issues (71%), and how well the Town’s communications meet your needs (68%). The sources of information used most often to obtain information about the Town of Timnath were the Town website (68%), Town weekly email newsletters (58%), and Town’s social media sites (50%). Respondents most prefer weekly email newsletters (74%), the Town website (66%), and Town’s social media sites (55%).

Safety and Security. Respondents feel safest (rating “safe” or “very safe”) in their neighborhoods during the day (98%), overall in the community (97%), and in community parks (96%).

2025 Timnath Community Survey

Executive Summary



Public Safety. Respondents feel most satisfied with public safety (rating “satisfied” or “very satisfied”) in regards to efforts by police to prevent crime (88%), how quickly fire services respond to emergencies (87%), and overall quality of fire services (86%). The three public safety services most important to respondents were efforts by police to prevent crime (56%), how quickly ambulance and EMS personnel respond to emergencies (47%), and how quickly police respond to emergencies (35%).

City Growth. Respondents were most satisfied with City growth in regards to preservation of open space and natural areas (57%), quality of residential development (53%), and rate of growth in Timnath (41%). Over half of respondents (52%) think the rate of growth in Timnath is “too fast.”

Housing. The housing items the highest percentage of respondents feel satisfied (rating “satisfied” or “very satisfied”) with are availability of a range of housing types (55%) and availability of housing options by price range (45%).

Reasons to Live in Timnath. The highest percentage of respondents think it is “very important” to live in Timnath because of the safety and security (89%), availability of parks and recreation opportunities (78%), and quality of public schools (78%).

Parks and Recreation Services. The three parks and recreation services respondents felt most satisfied with (rating “satisfied” or “very satisfied”) were maintenance of Town parks (93%) and appearance of parks and facilities (92%).

Maintenance and Appearance. Respondents felt most satisfied with the maintenance and appearance of the town in regards to the condition of street signs and traffic signals (92%) and overall cleanliness of Town streets (92%).

Code Enforcement. The code enforcement items respondents felt most satisfied with were enforcement of exterior maintenance of commercial/business property (76%) and enforcement of sign regulations (70%).

2025 Timnath Community Survey

Executive Summary



How the Town of Timnath Compares to Other Communities Nationally

Satisfaction ratings for the Town of Timnath **rated above the U.S. average in 48 of the 52 areas** that were assessed. The Town rated significantly higher than the U.S. average (difference of 5% or more) in all 48 of these areas. The tables below and on the following page shows how the Town of Timnath compares to the U.S. average:

Service	Timnath	U.S.	Difference	Category
Enforcement of exterior maintenance of commercial/business property	76%	46%	29%	Code Enforcement
Enforcement of sign regulations	70%	45%	25%	Code Enforcement
Enforcement of exterior maintenance of residential property	68%	44%	24%	Code Enforcement
Enforcement of clean-up of trash and debris on private property	69%	45%	24%	Code Enforcement
Enforcement of mowing and cutting of weeds on private property	60%	46%	14%	Code Enforcement
Availability of info about local governmental services and activities	74%	46%	28%	Communication
Efforts by local government to keep you informed about local issues	71%	43%	28%	Communication
Quality of government website	68%	42%	25%	Communication
Quality of government social media	64%	39%	25%	Communication
The level of public involvement in local decision making	48%	34%	14%	Communication
Condition of sidewalks	91%	47%	44%	Maintenance and Appearance
Cleanliness of streets and public areas	92%	53%	38%	Maintenance and Appearance
Condition of streets in your neighborhood	87%	49%	38%	Maintenance and Appearance
Maintenance of public buildings and facilities	91%	56%	35%	Maintenance and Appearance
Condition of major streets	85%	50%	35%	Maintenance and Appearance
Condition of street signs and traffic signals	92%	63%	29%	Maintenance and Appearance
Accessibility of streets, sidewalks, & buildings for people with disabilities	77%	52%	26%	Maintenance and Appearance
Quality of on-street bicycle infrastructure	64%	42%	22%	Maintenance and Appearance
Snow removal on major city streets	76%	58%	18%	Maintenance and Appearance
Adequacy of street lighting in your community	76%	59%	17%	Maintenance and Appearance
Maintenance of streets and sidewalks	82%	41%	42%	Major Town Services
Effectiveness of communication by local government	76%	37%	39%	Major Town Services
Customer service provided by local government	74%	39%	35%	Major Town Services

2025 Timnath Community Survey

Executive Summary



Service	Timnath	U.S.	Difference	Category
Enforcement of local codes and ordinances	64%	40%	24%	Major Town Services
Parks and recreation programs and facilities	73%	49%	24%	Major Town Services
Overall quality of local governmental services	68%	49%	19%	Major Town Services
Efforts to ensure your community is prepared for emergencies	42%	43%	-1%	Major Town Services
Flow of traffic	42%	45%	-3%	Major Town Services
As a place to live	95%	49%	47%	Overall Ratings
As a place to raise children	93%	61%	32%	Overall Ratings
As a place to retire	68%	52%	17%	Overall Ratings
As a place to visit	41%	58%	-17%	Overall Ratings
As a place to work	40%	57%	-17%	Overall Ratings
Image of your community	77%	53%	24%	Perceptions
Overall value that you receive for your taxes and fees	51%	33%	18%	Perceptions
Appearance of your community	71%	55%	16%	Perceptions
Efforts by police in your community to prevent crime	88%	49%	39%	Public Safety
How quickly police respond to emergencies	84%	56%	28%	Public Safety
Overall quality of police services	81%	53%	28%	Public Safety
Visibility of police in neighborhoods	80%	54%	26%	Public Safety
Visibility of police in commercial & retail areas	76%	51%	25%	Public Safety
Enforcement of local traffic laws	74%	50%	24%	Public Safety
How quickly ambulance/emergency medical services personnel respond to emergencies	84%	69%	16%	Public Safety
How quickly fire services personnel respond to emergencies	86%	72%	15%	Public Safety
Overall quality of emergency medical/ambulance services	85%	71%	14%	Public Safety
Overall quality of fire services	86%	76%	9%	Public Safety
In community parks	96%	55%	42%	Safety and Security
In the downtown area of your community	91%	54%	37%	Safety and Security
In your neighborhood at night	96%	61%	34%	Safety and Security
Overall feeling of safety in your community	97%	66%	31%	Safety and Security
In retail areas	88%	64%	24%	Safety and Security
In your neighborhood during the day	99%	81%	17%	Safety and Security

2025 Timnath Community Survey

Executive Summary



How the Town of Timnath Compares to Communities in the Mountain Region

Satisfaction ratings for the Town of Timnath **rated above the average for the Mountain Region in 49 of the 52 areas** that were assessed. The Town rated significantly higher than this average (difference of 5% or more) in 45 of these areas. The tables below and on the following page shows how the Town of Timnath compares to the Mountain Region average:

Service	Timnath	Mountain Region	Difference	Category
Enforcement of clean-up of trash and debris on private property	69%	29%	40%	Code Enforcement
Enforcement of exterior maintenance of residential property	68%	34%	34%	Code Enforcement
Enforcement of exterior maintenance of commercial/business property	76%	43%	32%	Code Enforcement
Enforcement of sign regulations	70%	40%	29%	Code Enforcement
Enforcement of mowing and cutting of weeds on private property	60%	42%	18%	Code Enforcement
Efforts by local government to keep you informed about local issues	71%	31%	40%	Communication
Availability of info about local governmental services and activities	74%	36%	39%	Communication
Quality of government social media	64%	33%	31%	Communication
The level of public involvement in local decision making	48%	24%	24%	Communication
Quality of government website	68%	47%	21%	Communication
Condition of streets in your neighborhood	87%	44%	43%	Maintenance and Appearance
Condition of major streets	85%	45%	40%	Maintenance and Appearance
Maintenance of public buildings and facilities	91%	55%	36%	Maintenance and Appearance
Condition of sidewalks	91%	55%	36%	Maintenance and Appearance
Cleanliness of streets and public areas	92%	62%	30%	Maintenance and Appearance
Accessibility of streets, sidewalks, & buildings for people with disabilities	77%	51%	26%	Maintenance and Appearance
Condition of street signs and traffic signals	92%	66%	26%	Maintenance and Appearance
Snow removal on major city streets	76%	57%	19%	Maintenance and Appearance
Adequacy of street lighting in your community	76%	57%	19%	Maintenance and Appearance
Quality of on-street bicycle infrastructure	64%	51%	13%	Maintenance and Appearance
Effectiveness of communication by local government	76%	33%	43%	Major Town Services

2025 Timnath Community Survey

Executive Summary



Service	Timnath	Mountain Region	Difference	Category
Maintenance of streets and sidewalks	82%	41%	42%	Major Town Services
Customer service provided by local government	74%	43%	31%	Major Town Services
Parks and recreation programs and facilities	73%	47%	27%	Major Town Services
Enforcement of local codes and ordinances	64%	40%	24%	Major Town Services
Overall quality of local governmental services	68%	44%	24%	Major Town Services
Flow of traffic	42%	40%	2%	Major Town Services
Efforts to ensure your community is prepared for emergencies	42%	47%	-5%	Major Town Services
As a place to live	95%	45%	50%	Overall Ratings
As a place to raise children	93%	65%	28%	Overall Ratings
As a place to retire	68%	68%	1%	Overall Ratings
As a place to work	40%	62%	-22%	Overall Ratings
As a place to visit	41%	65%	-24%	Overall Ratings
Image of your community	77%	54%	23%	Perceptions
Appearance of your community	71%	57%	13%	Perceptions
Overall value that you receive for your taxes and fees	51%	39%	12%	Perceptions
How quickly police respond to emergencies	84%	48%	36%	Public Safety
Efforts by police in your community to prevent crime	88%	52%	36%	Public Safety
Overall quality of police services	81%	47%	35%	Public Safety
Visibility of police in neighborhoods	80%	45%	35%	Public Safety
Visibility of police in commercial & retail areas	76%	42%	34%	Public Safety
Enforcement of local traffic laws	74%	44%	30%	Public Safety
How quickly fire services personnel respond to emergencies	86%	72%	14%	Public Safety
Overall quality of fire services	86%	72%	14%	Public Safety
Overall quality of emergency medical/ambulance services	85%	76%	9%	Public Safety
How quickly ambulance/emergency medical services personnel respond to emergencies	84%	82%	2%	Public Safety
In the downtown area of your community	91%	46%	45%	Safety and Security

2025 Timnath Community Survey

Executive Summary



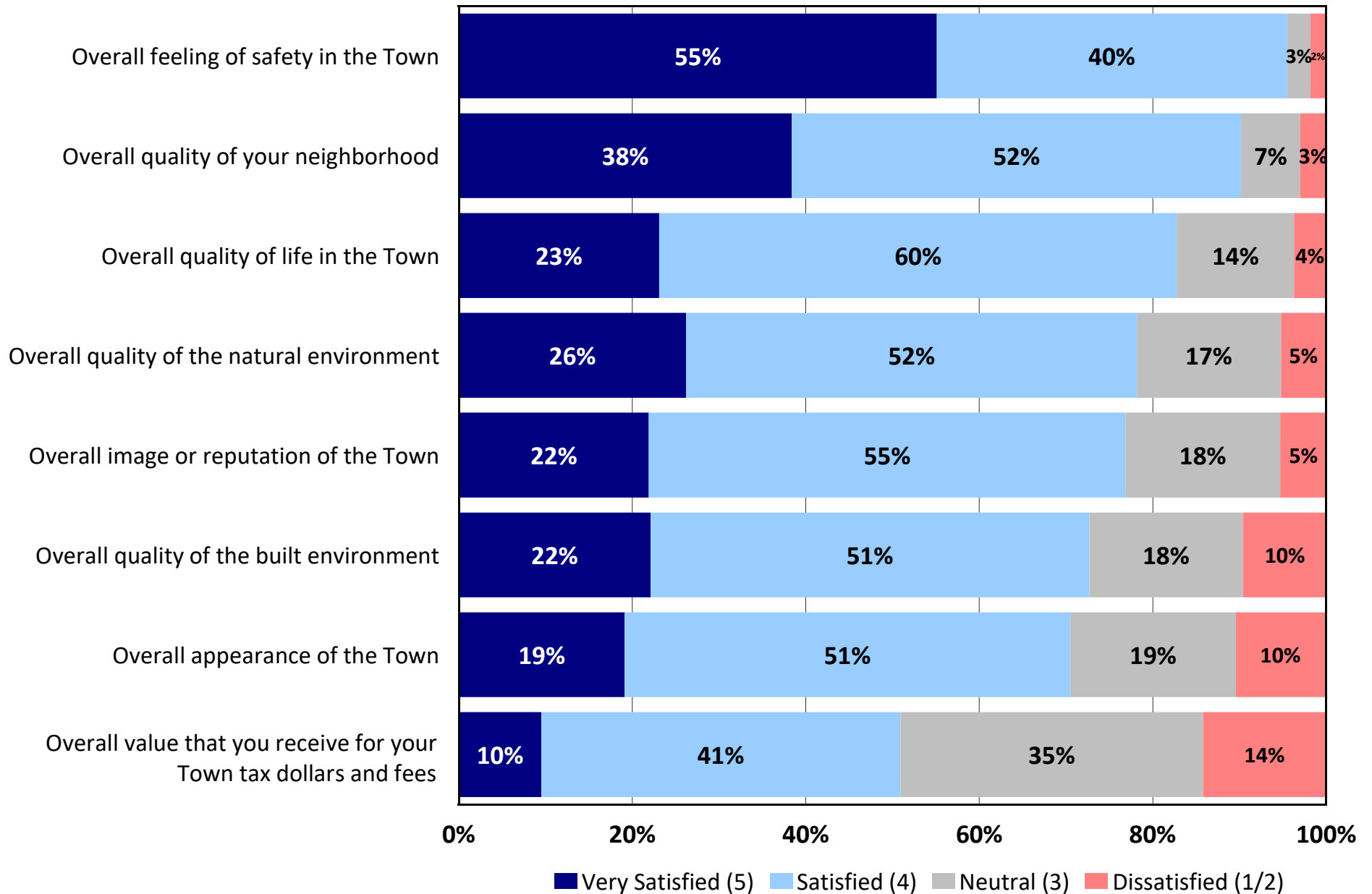
Service	Timnath	Mountain Region	Difference	Category
In community parks	96%	52%	45%	Safety and Security
In your neighborhood at night	96%	58%	37%	Safety and Security
In retail areas	88%	59%	28%	Safety and Security
Overall feeling of safety in your community	97%	69%	28%	Safety and Security
In your neighborhood during the day	99%	85%	14%	Safety and Security



Charts & Graphs

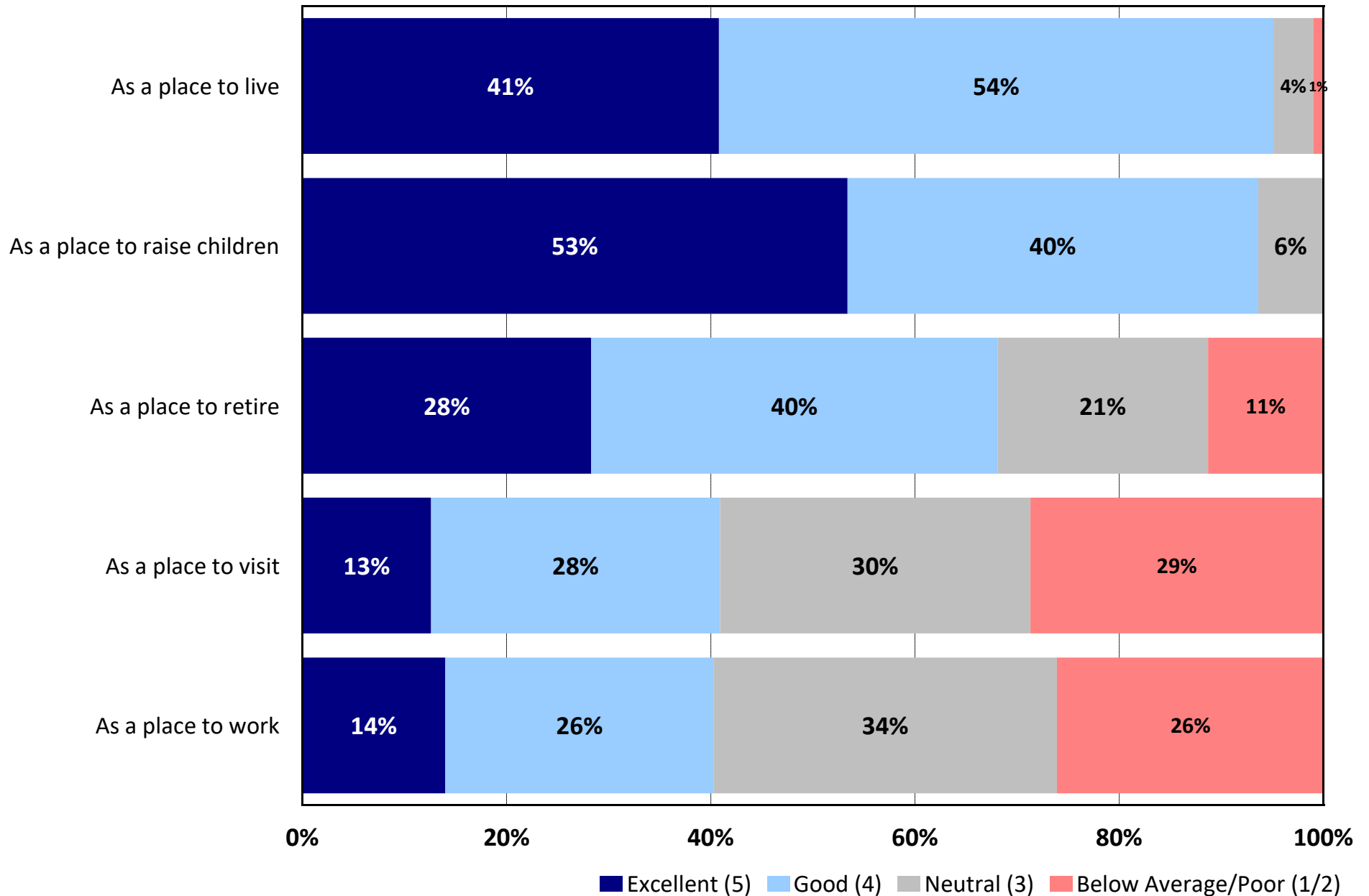
Q1. Perceptions of Timnath

by percentage of respondents (excluding “don't know”)



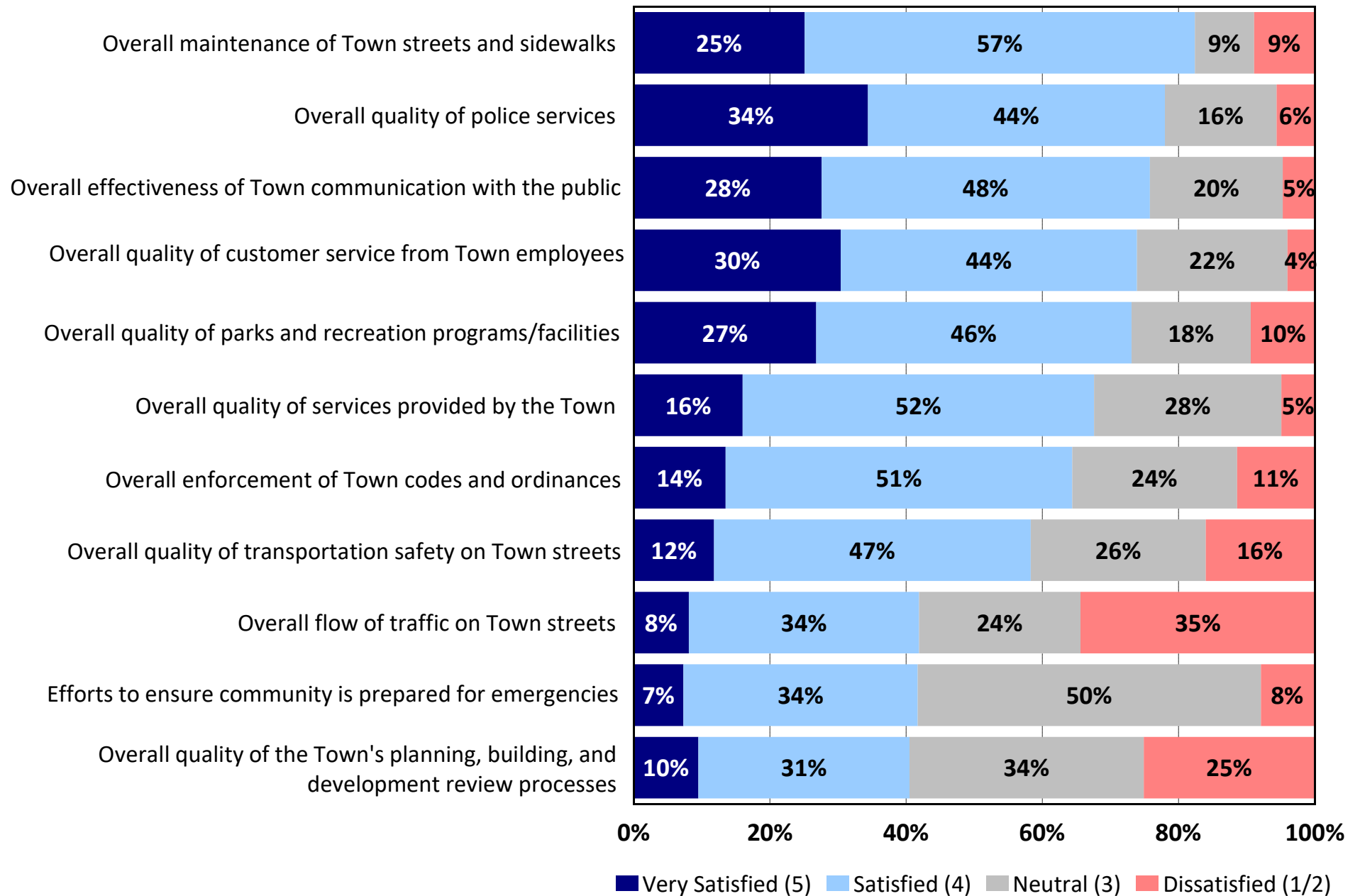
Q4. Overall Ratings of Timnath

by percentage of respondents (excluding “don't know”)



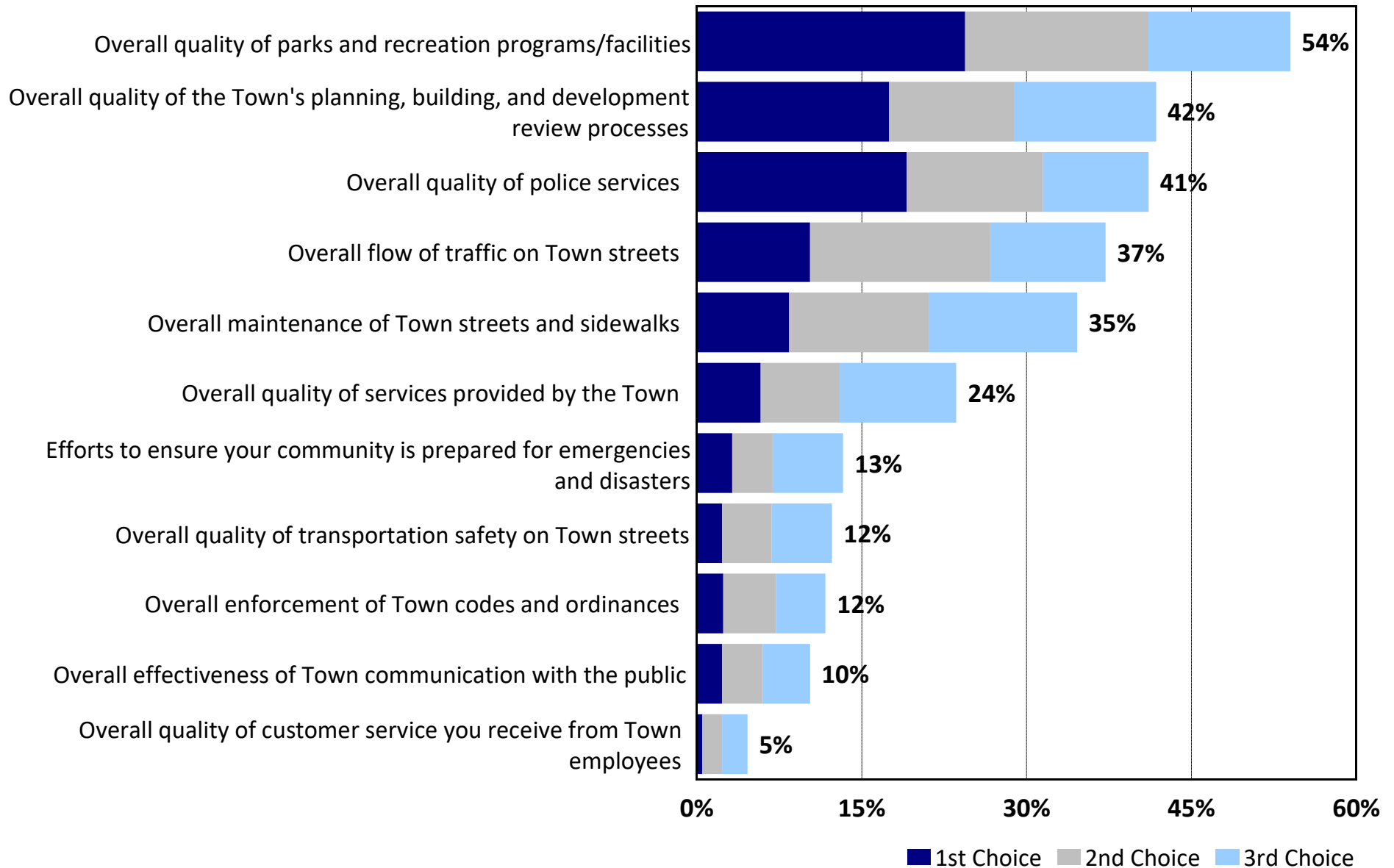
Q5. Major Town Services

by percentage of respondents (excluding “don't know”)



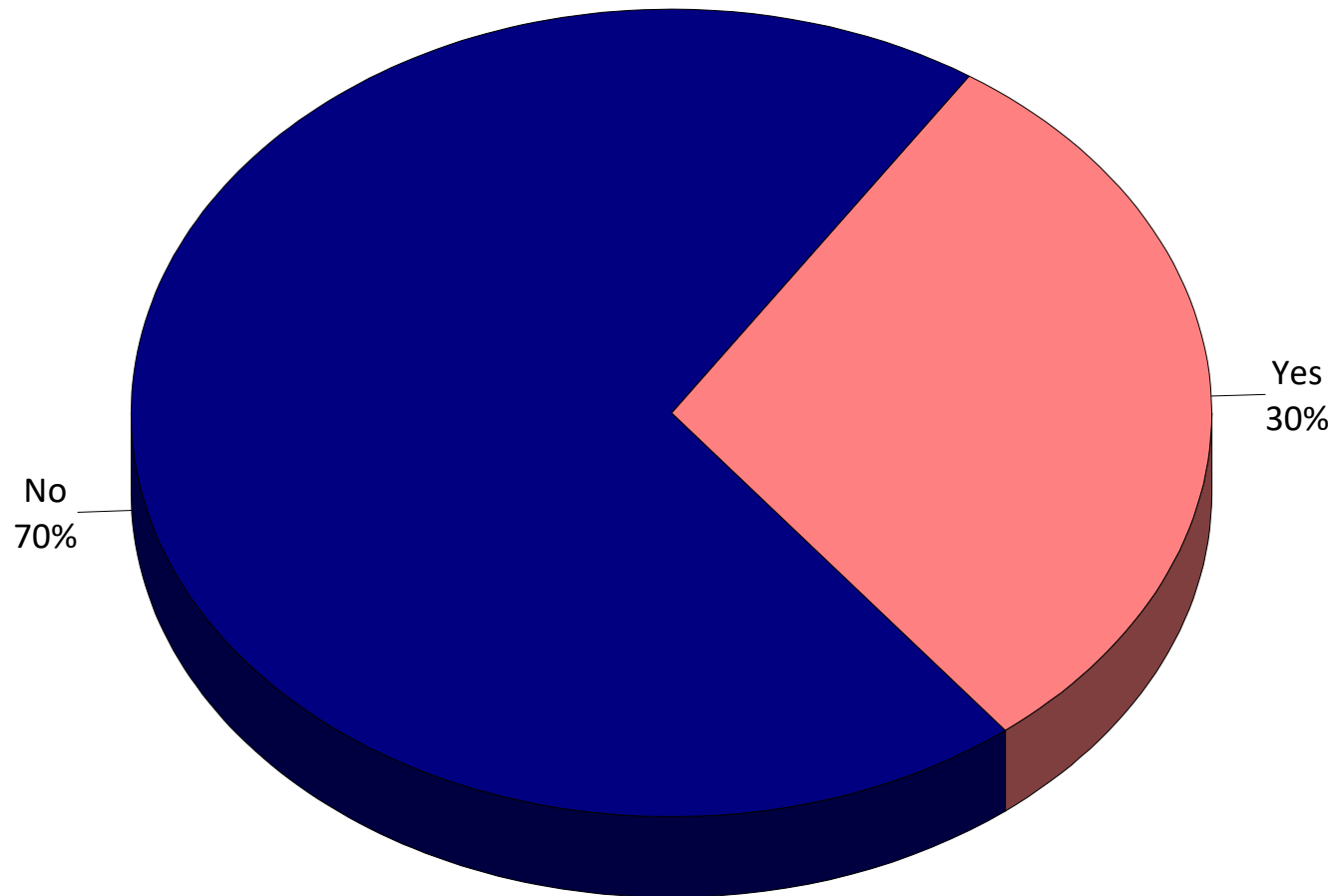
Q6. Which **THREE** of the services listed in Question 5 on the previous page do you think are **MOST IMPORTANT** for the Town to provide?

by percentage of respondents who selected the item as one of their top three choices



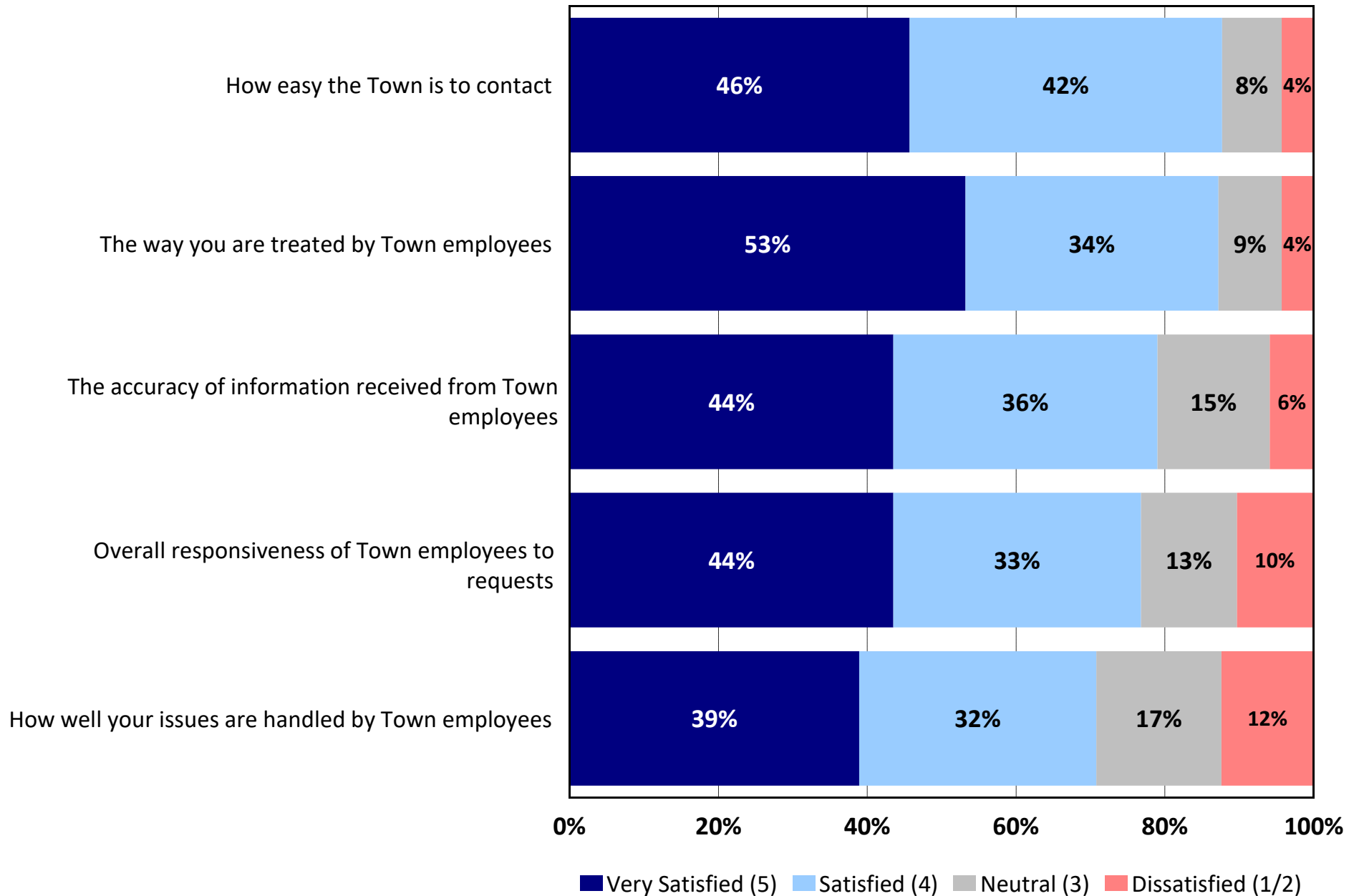
Q7. Customer Service. Have you called or visited the Town with a question, problem or complaint during the past year?

by percentage of respondents (excluding "don't know")



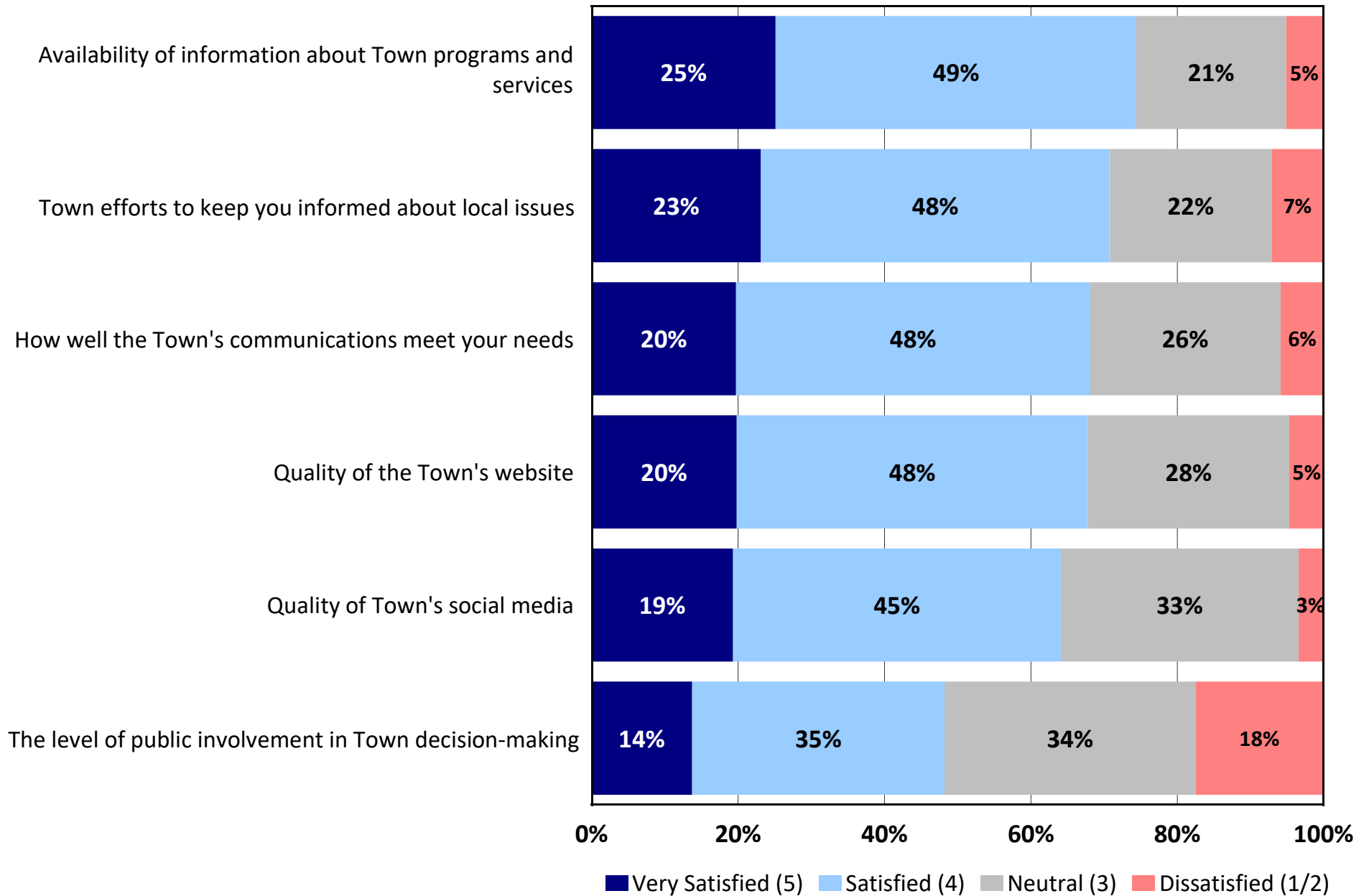
Q7a. Please rate your satisfaction with each

by percentage of respondents who answered "yes" to Q7 (excluding "don't know")



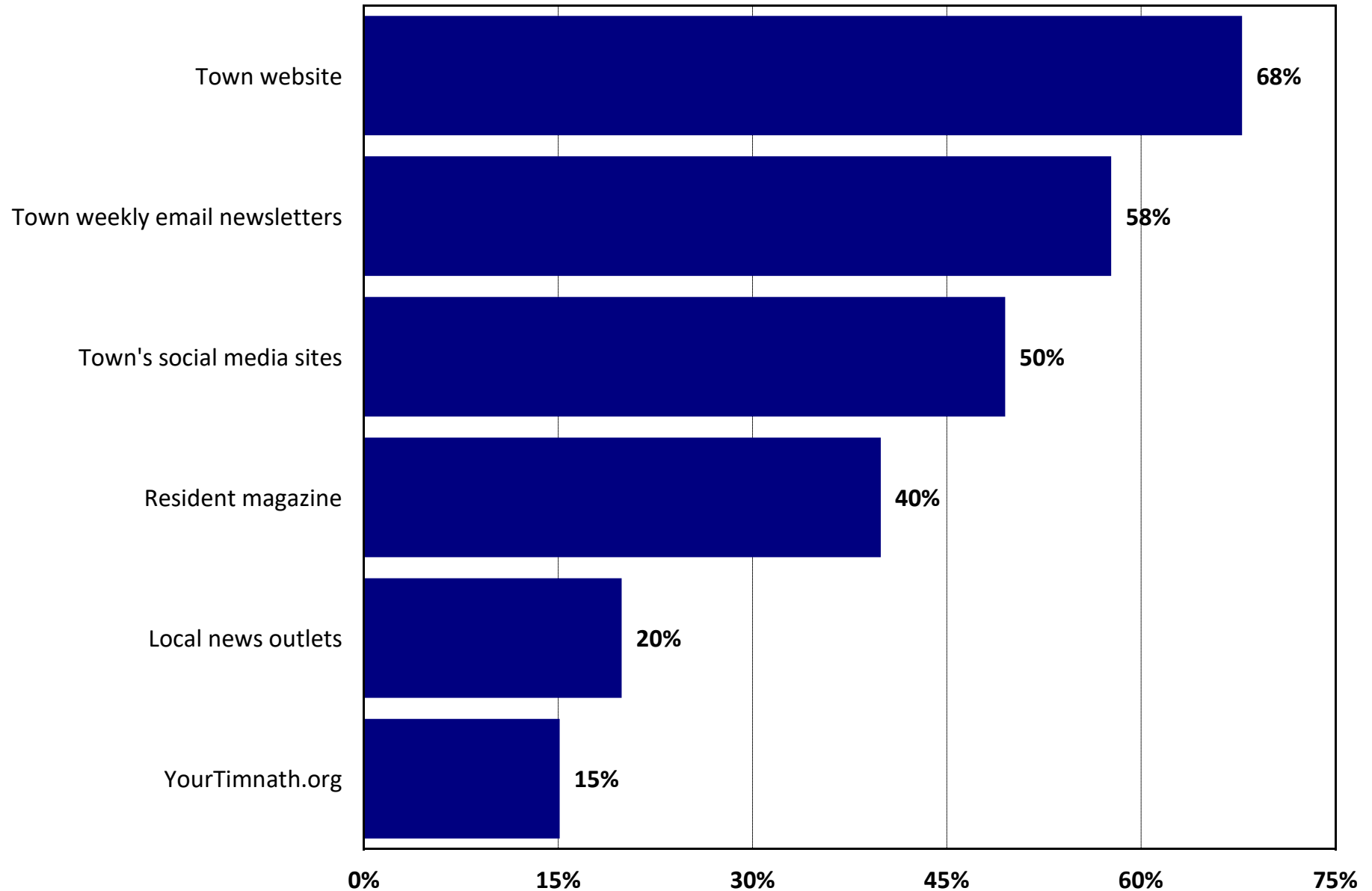
Q8. Communication. Please rate your satisfaction with each

by percentage of respondents (excluding "don't know")



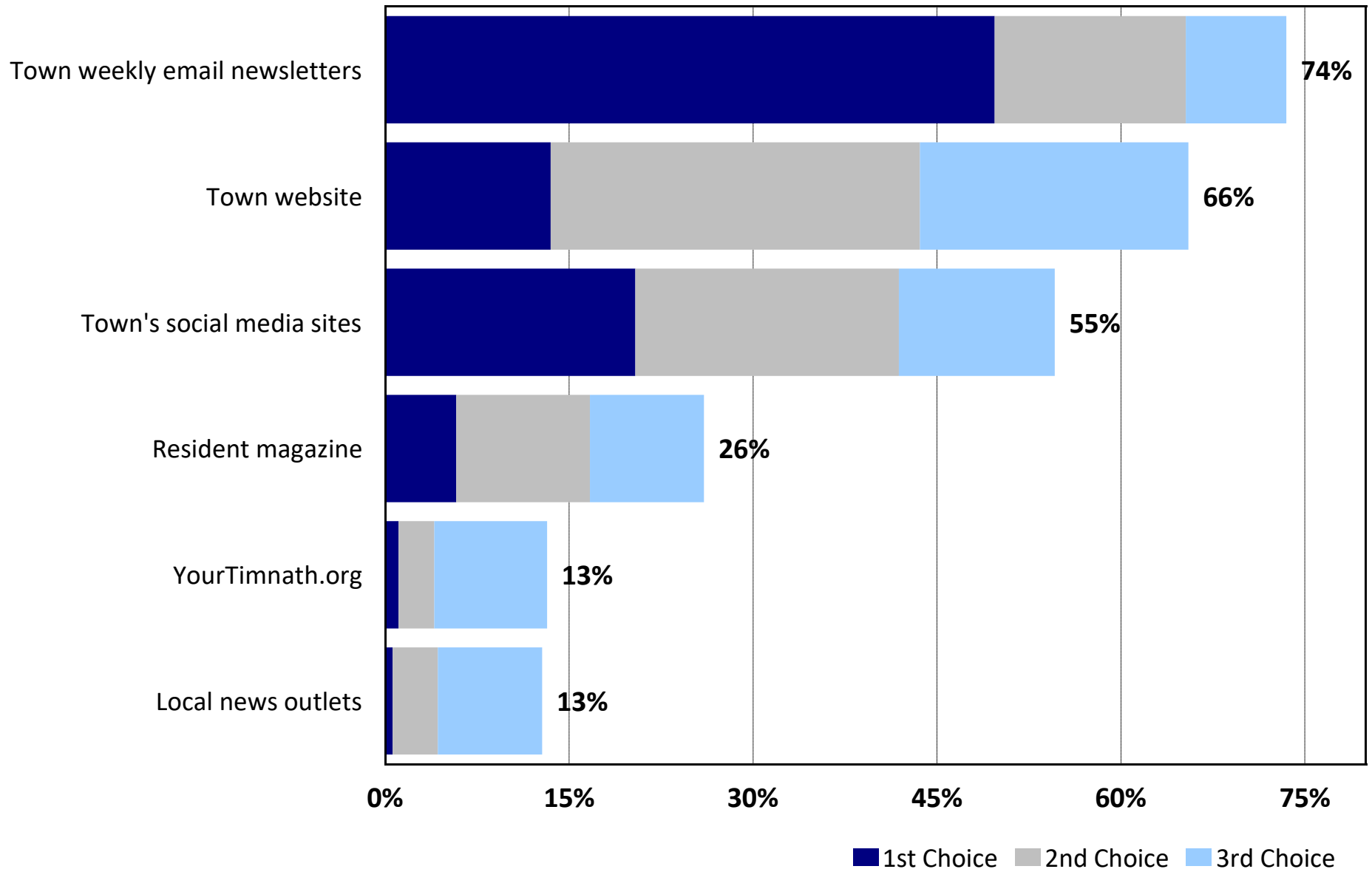
Q9. Please CHECK ALL the sources of information listed below that you currently use to obtain or receive information about the Town of Timnath.

by percentage of respondents (multiple selections could be made)



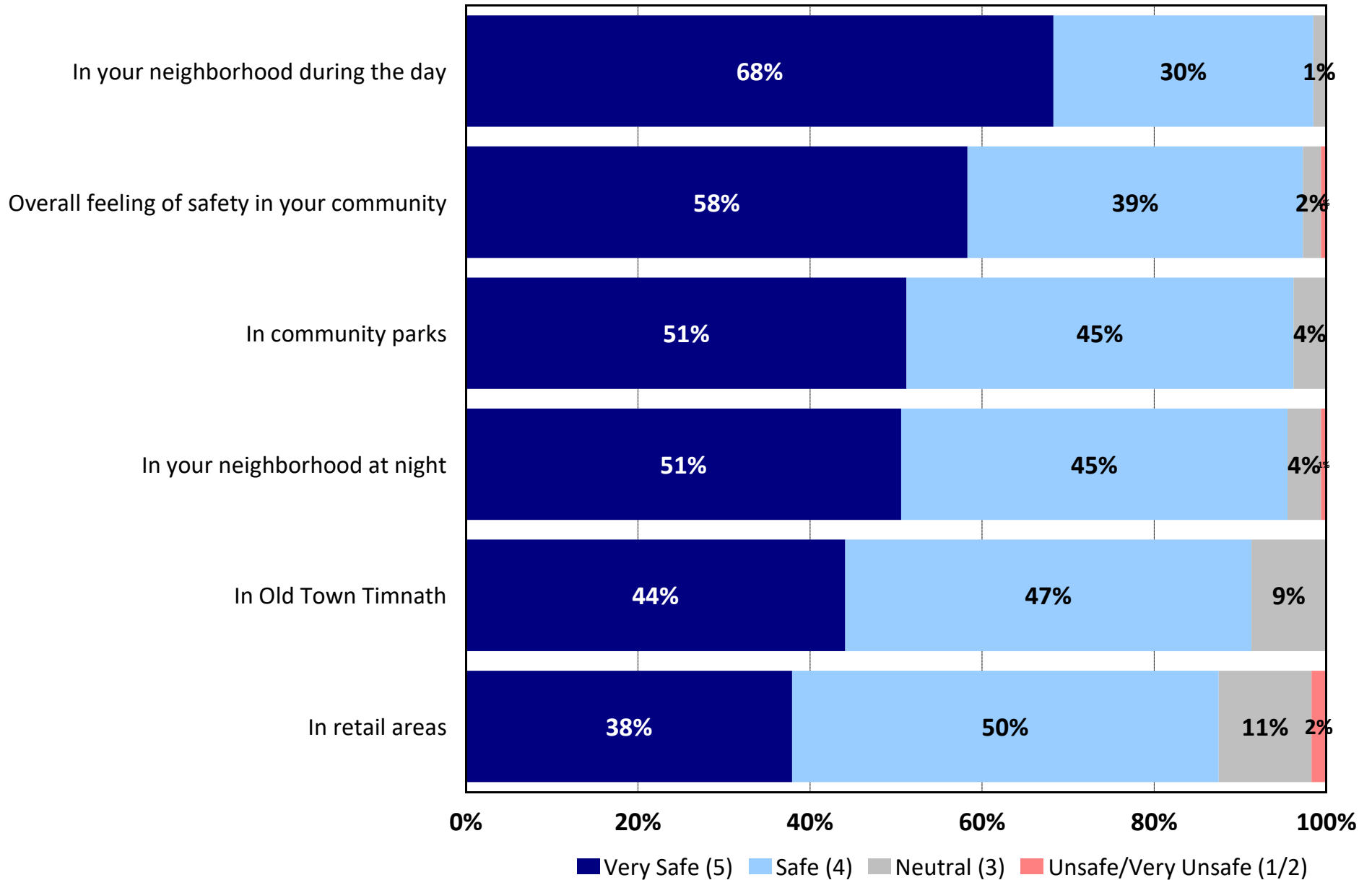
Q10. From which THREE sources of information listed in Question 9 would you MOST PREFER to get information from the Town of Timnath?

by percentage of respondents who selected the item as one of their top three choices



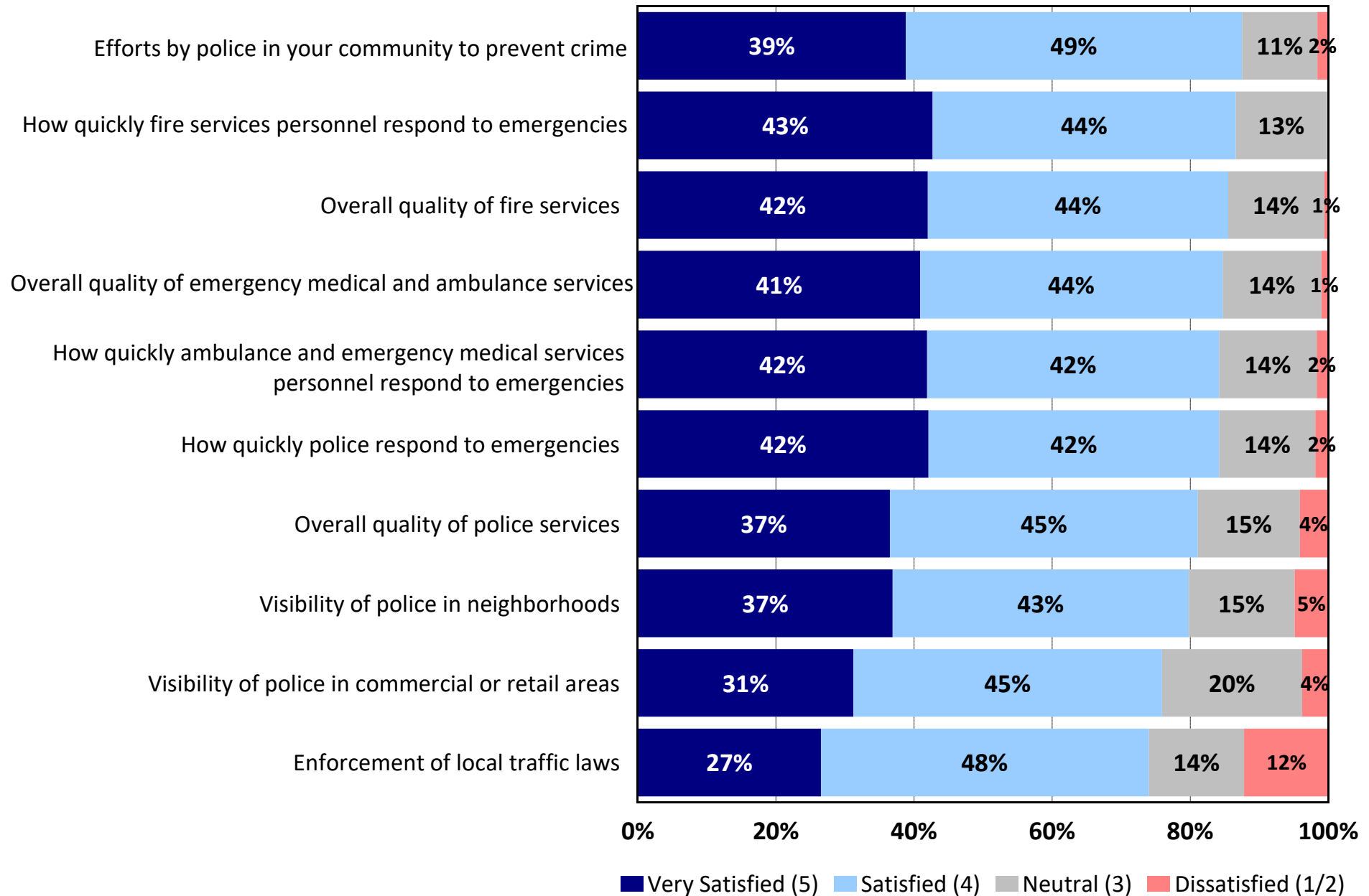
Q11. Safety and Security. Please rate your feeling of safety in the following situations in the Town

by percentage of respondents (excluding "don't know")



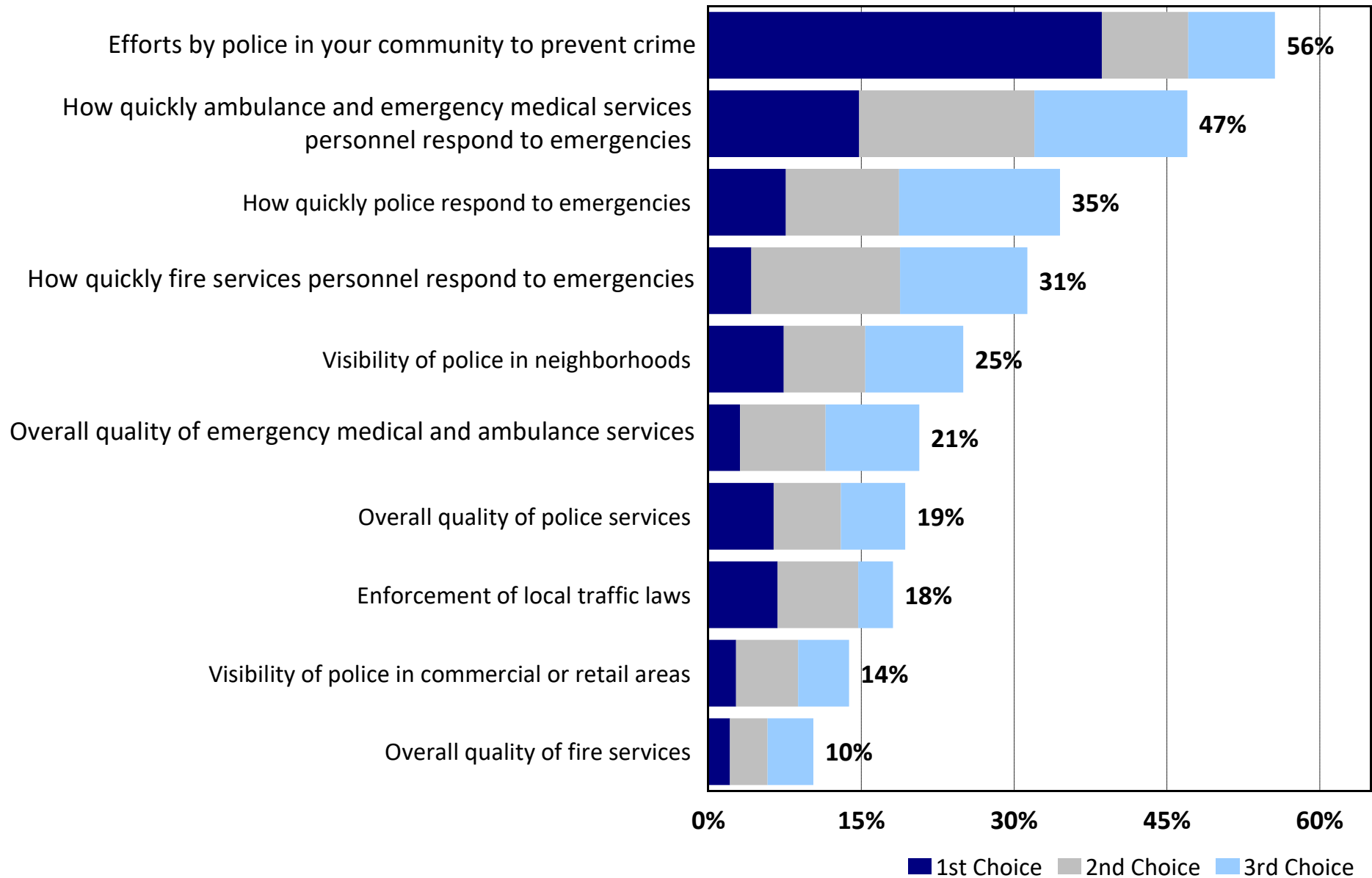
Q12. Public Safety. Please rate your satisfaction with each

by percentage of respondents (excluding "don't know")



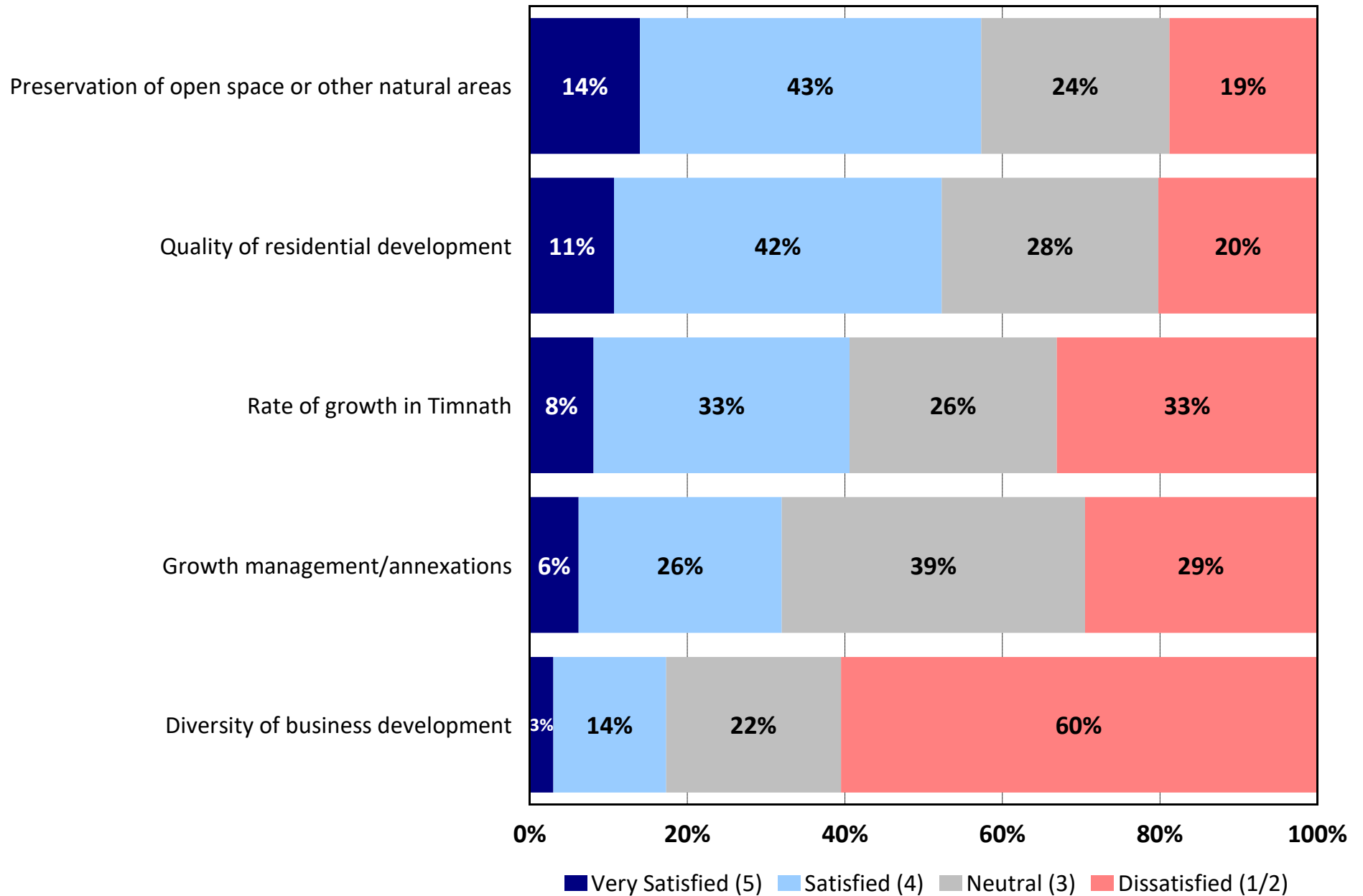
Q13. Which **THREE** of the public safety services listed in Question 12 do you think are **MOST IMPORTANT** for the Town to provide?

by percentage of respondents who selected the item as one of their top three choices



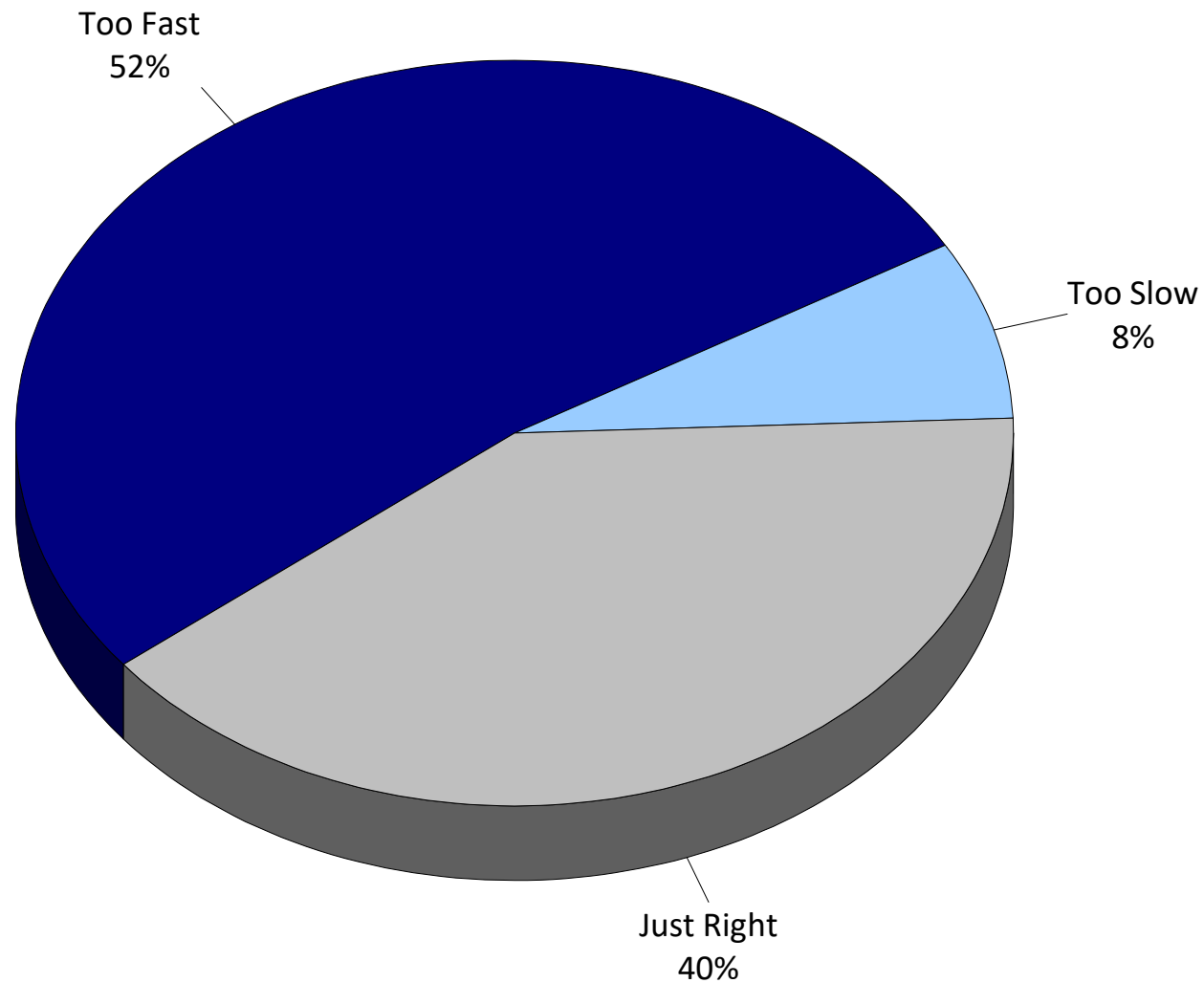
Q14. City Growth. Please rate your satisfaction with each

by percentage of respondents (excluding “don't know”)



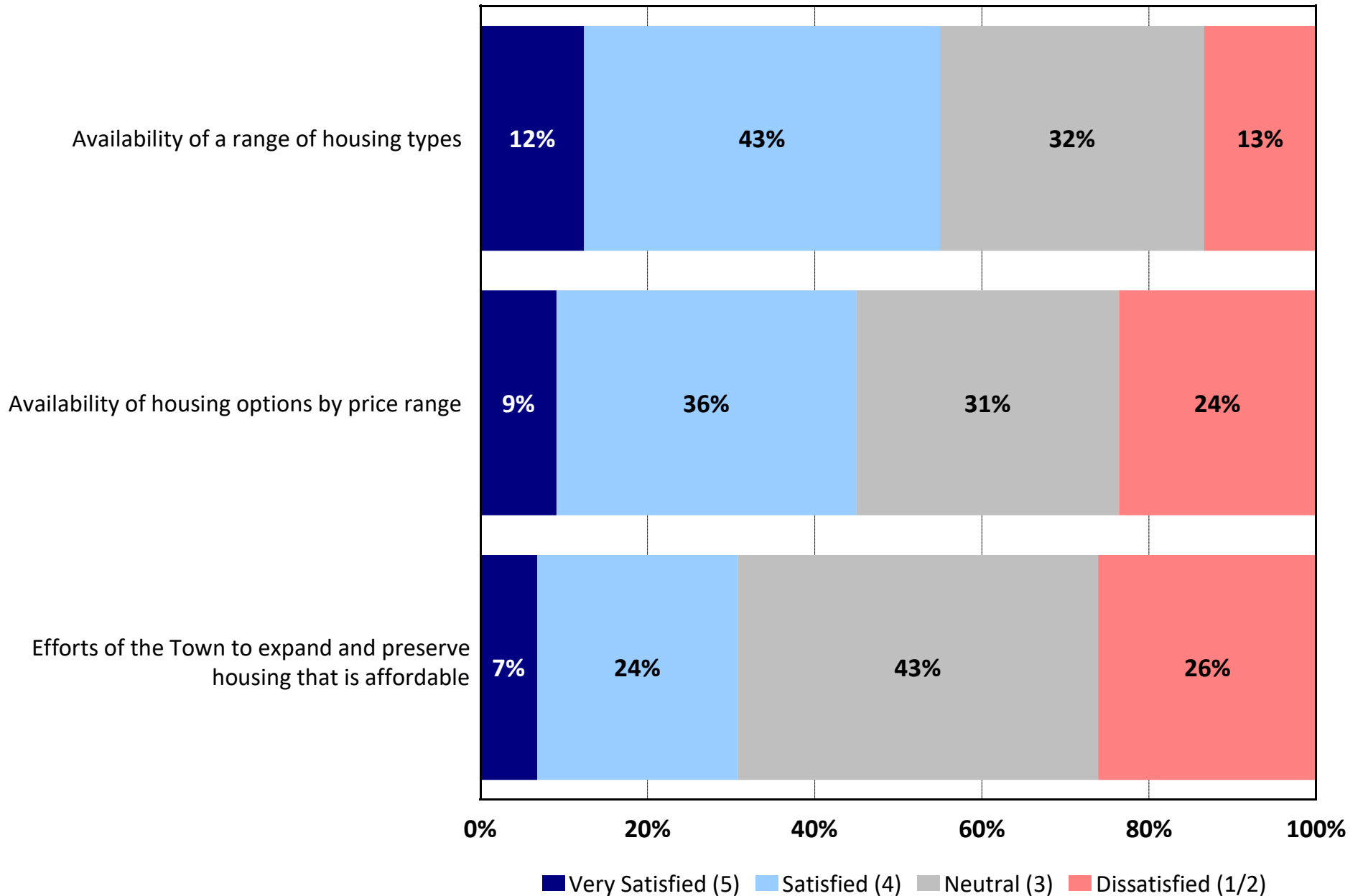
Q15. Do you think the growth rate in Timnath is...

by percentage of respondents (excluding "don't know")



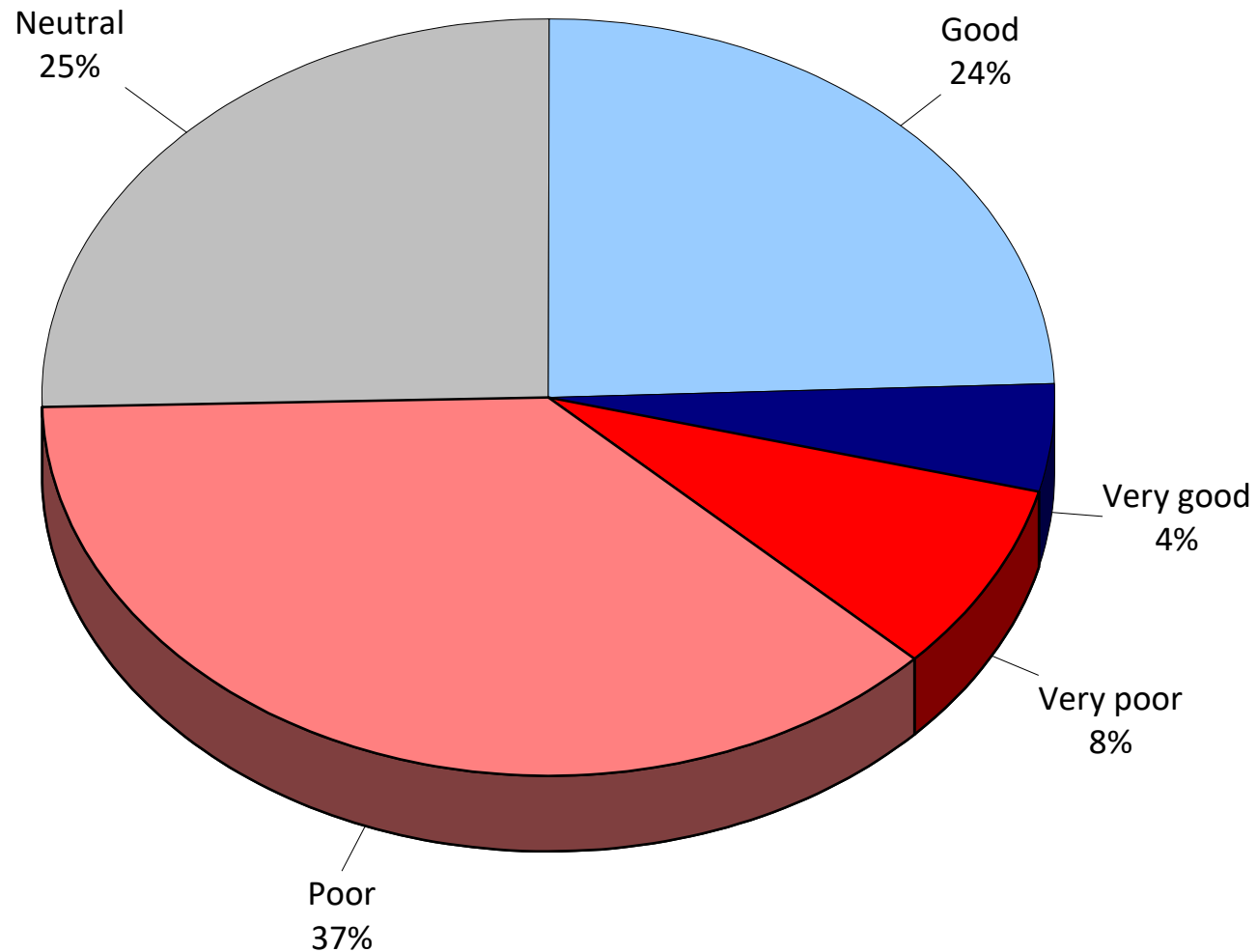
Q16. Housing. Please rate your satisfaction with the items below

by percentage of respondents (excluding "don't know")



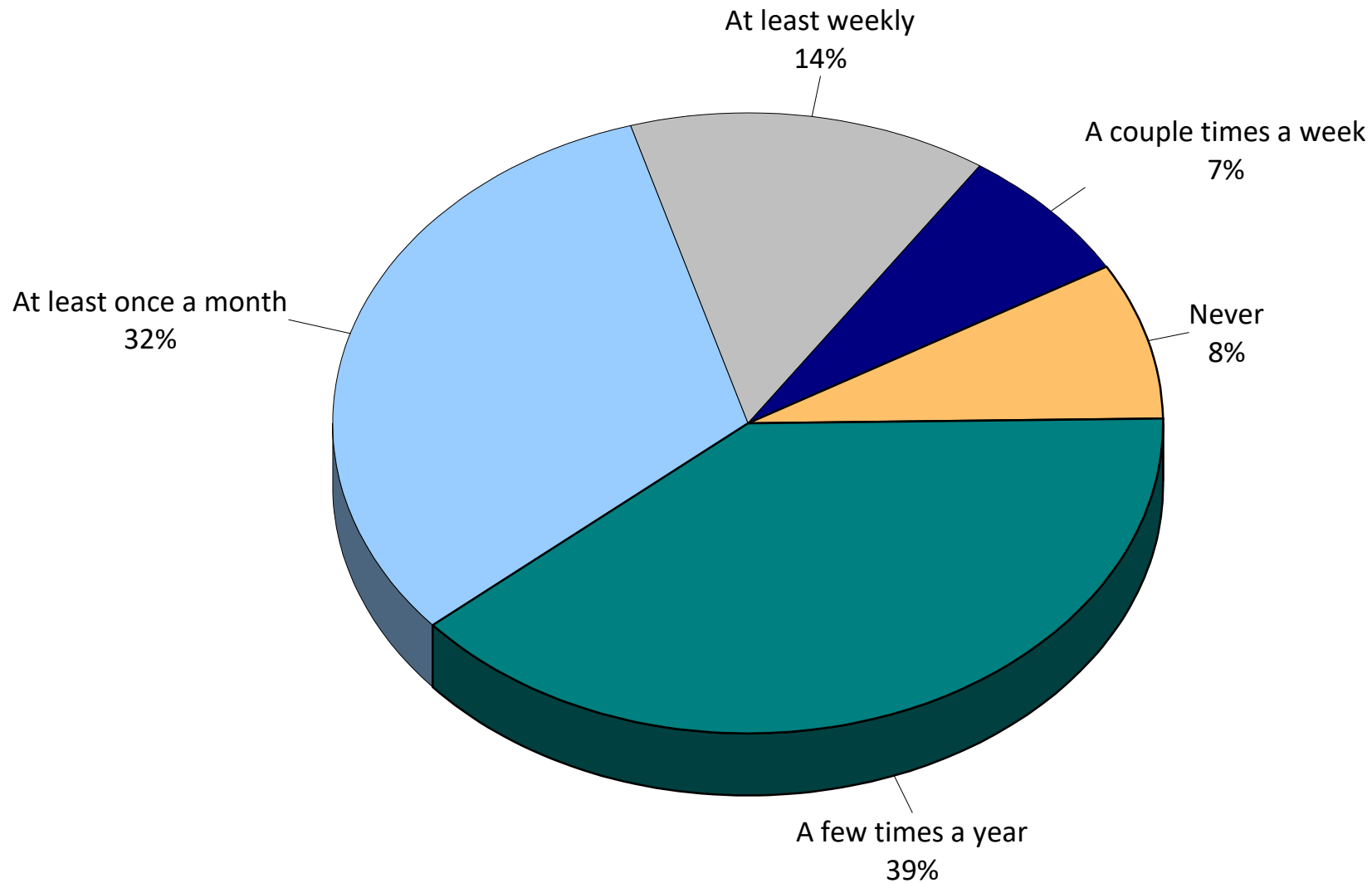
Q17. How would you rate the overall quality of downtown Timnath (Old Town)?

by percentage of respondents (excluding "not provided")



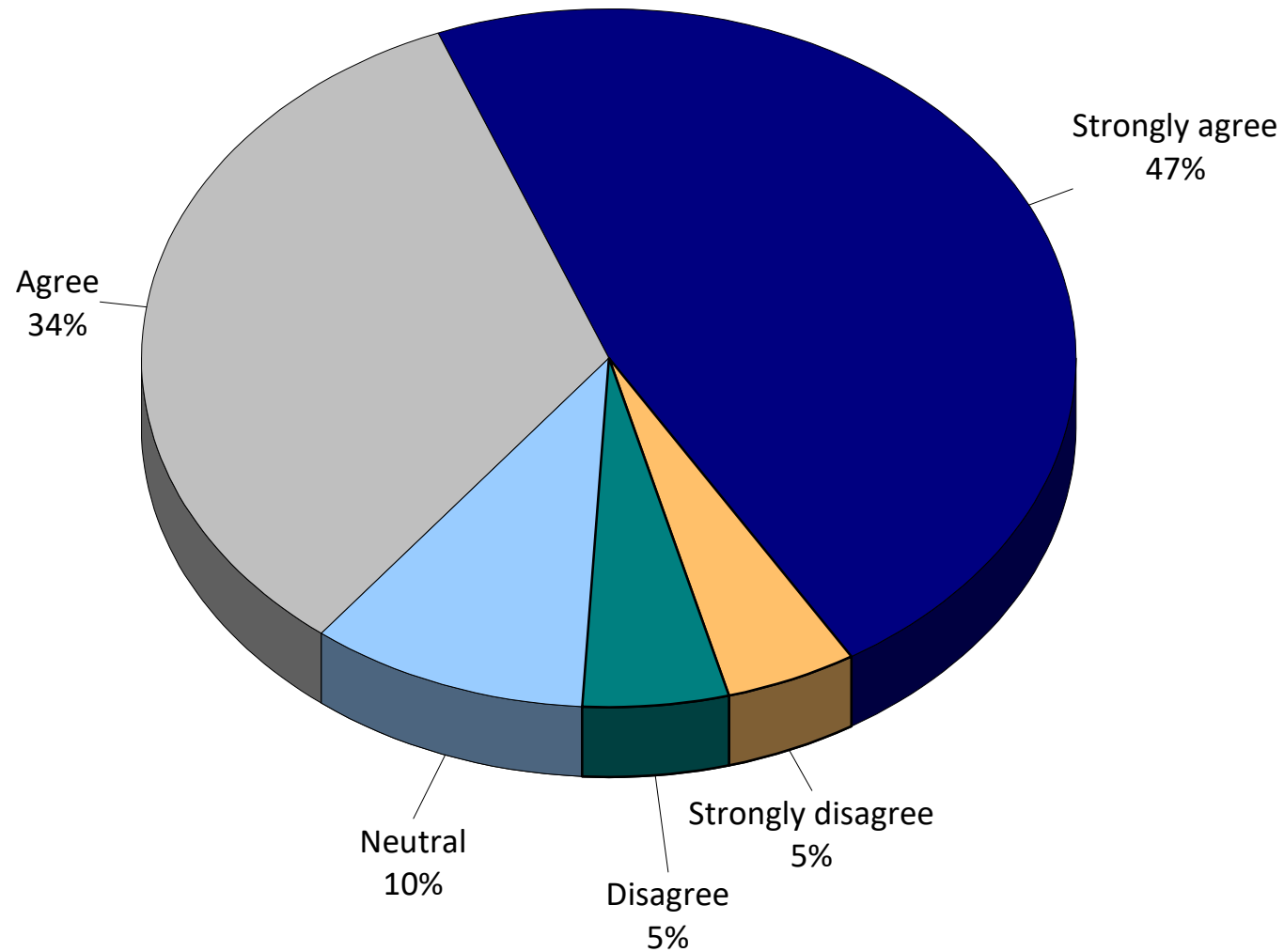
Q18. In the last 12 months, how many times have you or a member of your household visited downtown Timnath (Old Town)?

by percentage of respondents (excluding "not provided")



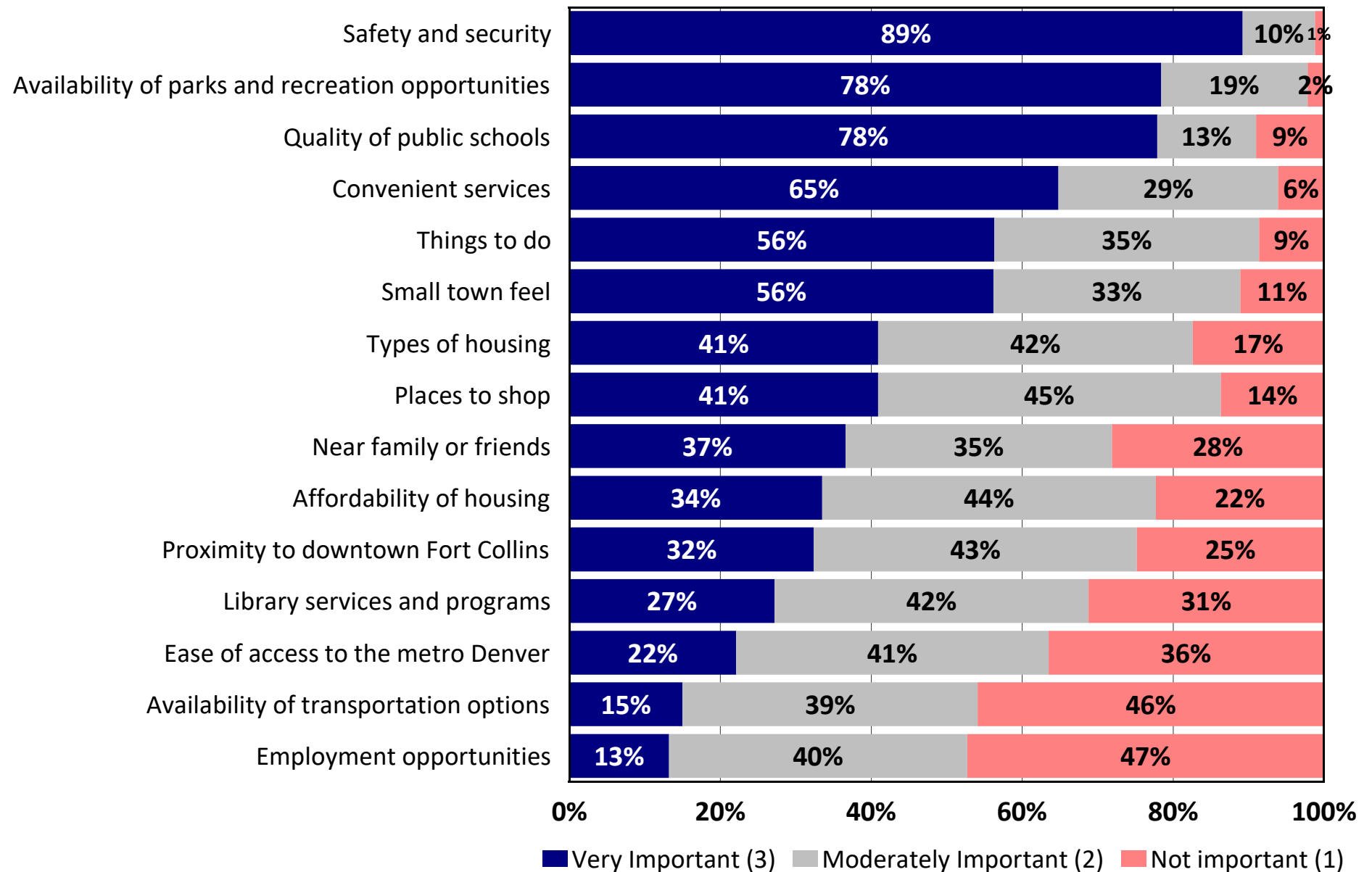
Q19. Rate your level of agreement with the following statement: I would support the town of Timnath allocating funds and staff time to revitalize Old Town/downtown Timnath, including attracting more businesses and services.

by percentage of respondents (excluding "not provided")



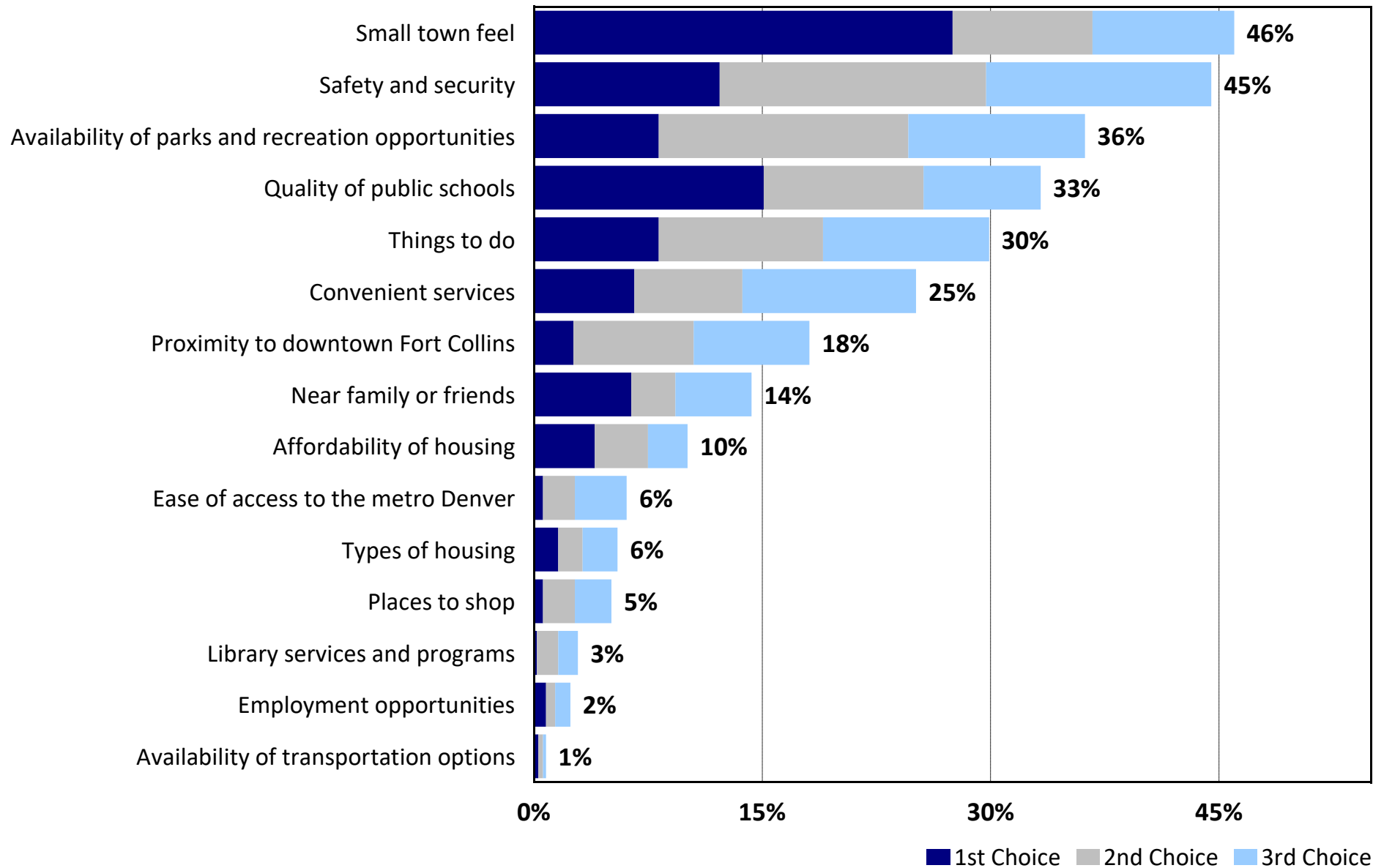
Q20. Reasons to Live in Timnath. Please rate how important each reason is to your decision to live in Timnath.

by percentage of respondents (excluding “not provided”)



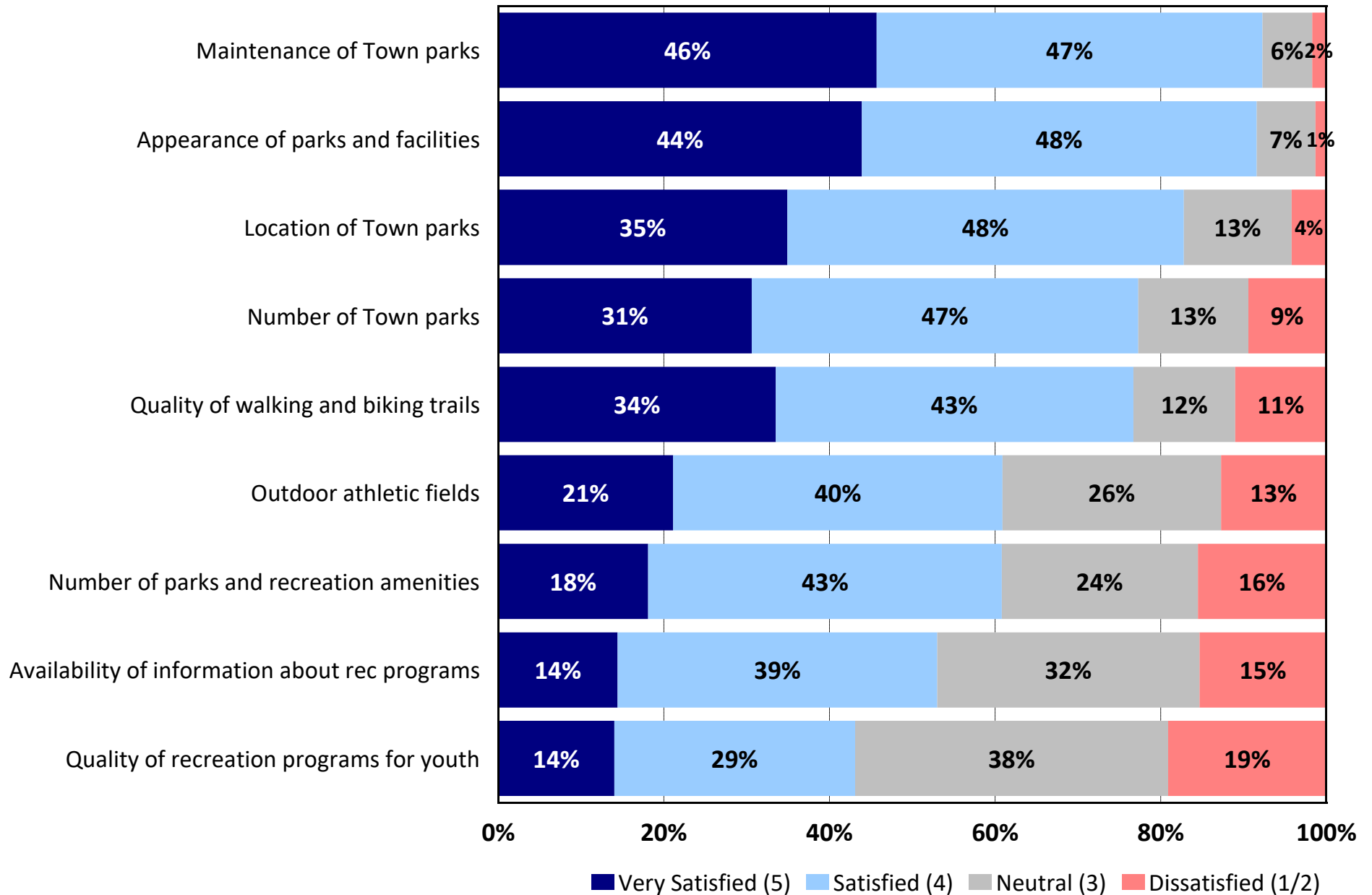
Q21. Which **THREE** of the items listed in Question 20 will have the biggest impact on your reasons for staying in Timnath?

by percentage of respondents who selected the item as one of their top three choices



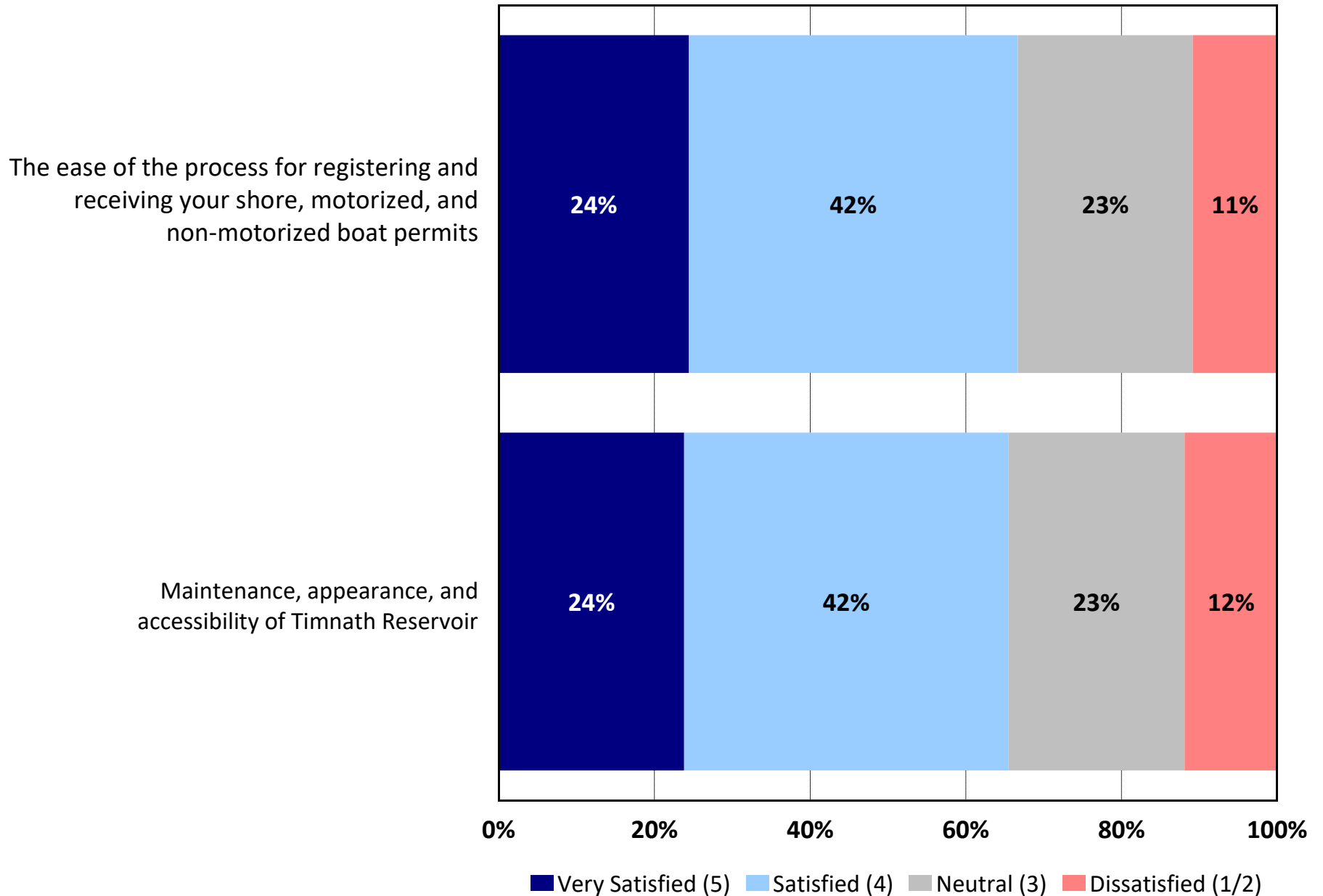
Q22. Parks and Recreation Services. Please rate your satisfaction with each

by percentage of respondents (excluding "don't know")



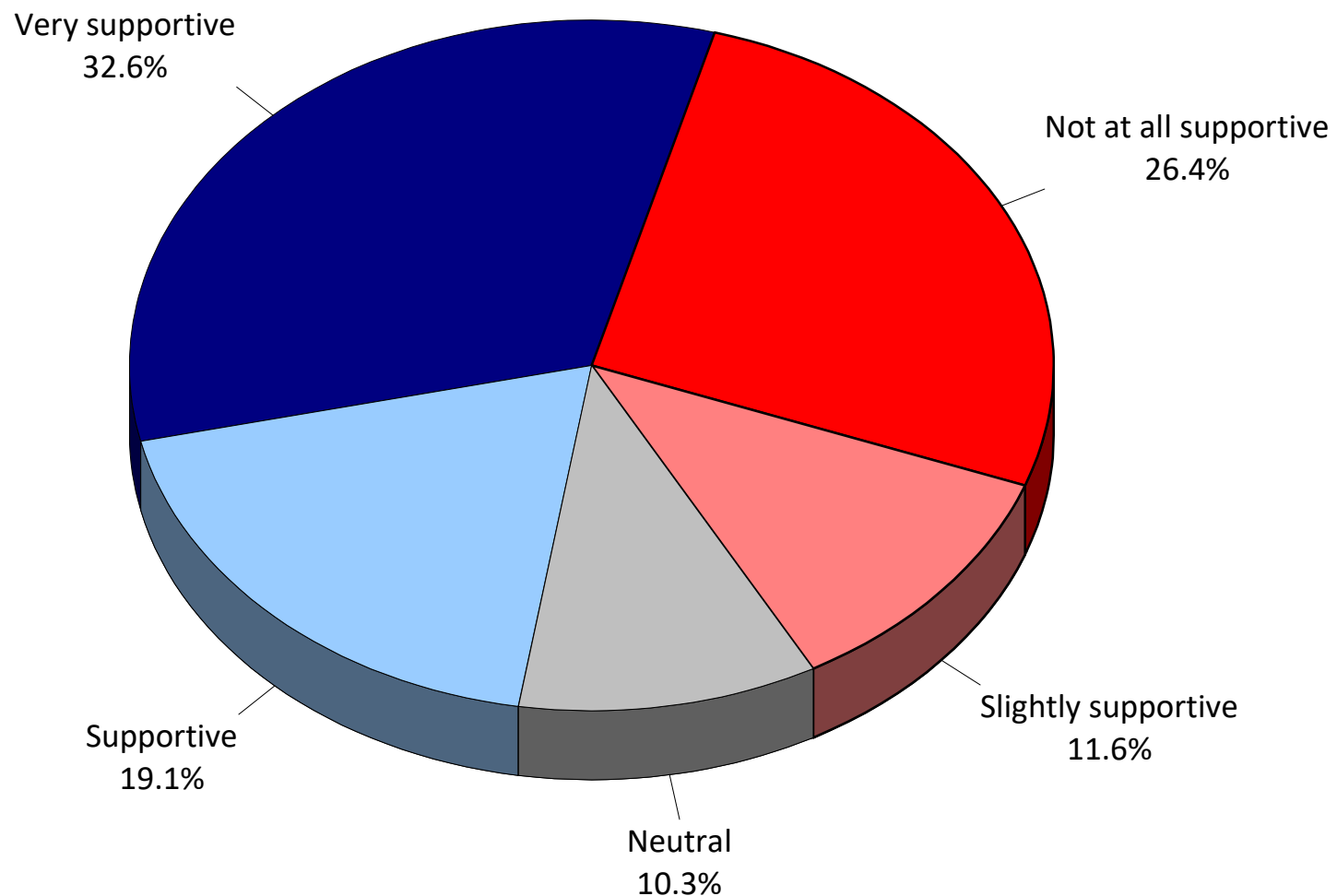
Q23. Timnath Reservoir. Please rate your satisfaction with each

by percentage of respondents (excluding "don't know")



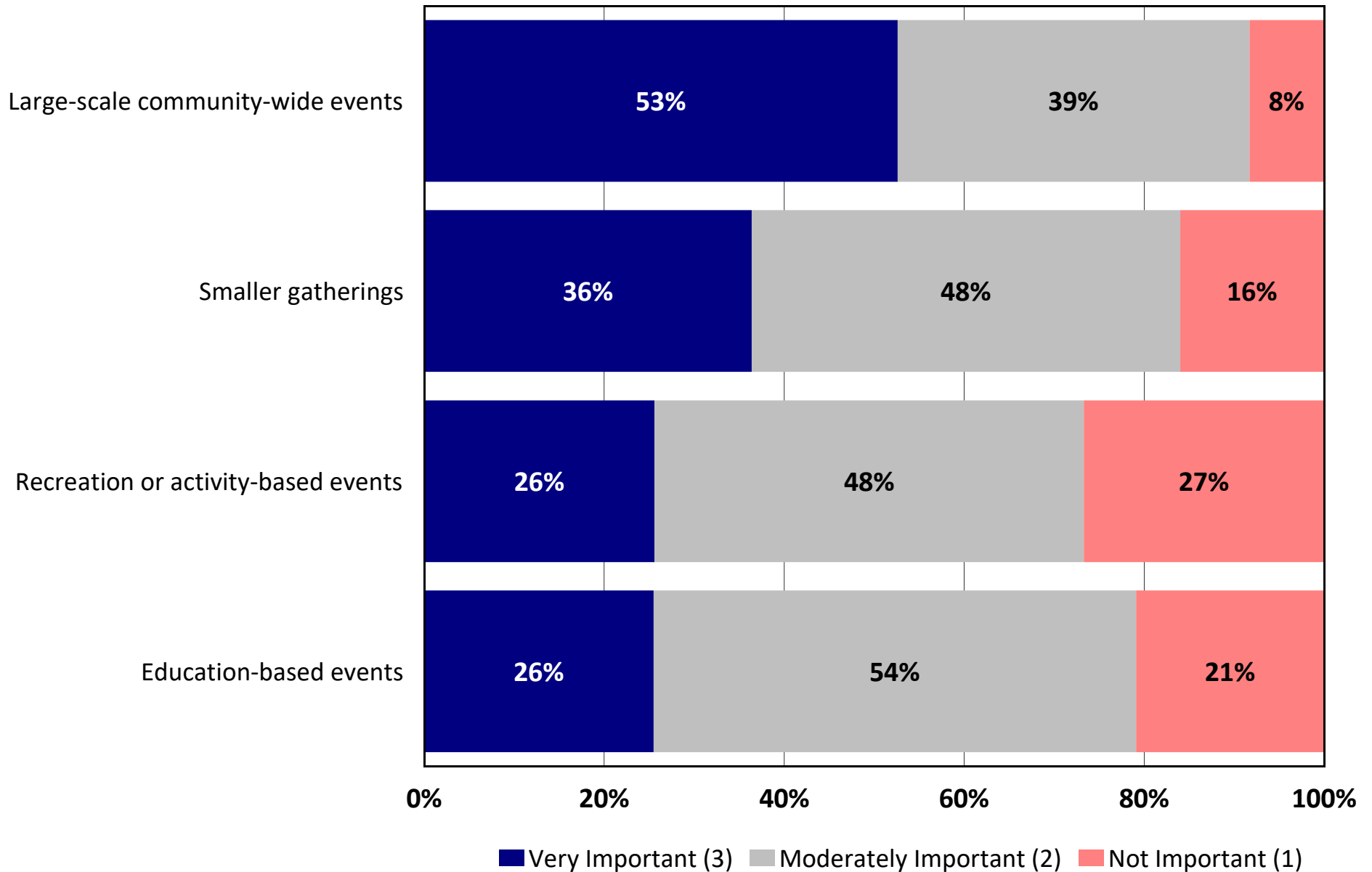
Q24. How supportive would you be of a sales tax increase to develop and build a community center with weight rooms, fitness areas, lap pools, activity pool, and swim lessons as a multi-generational community hub?

by percentage of respondents (excluding "not provided")



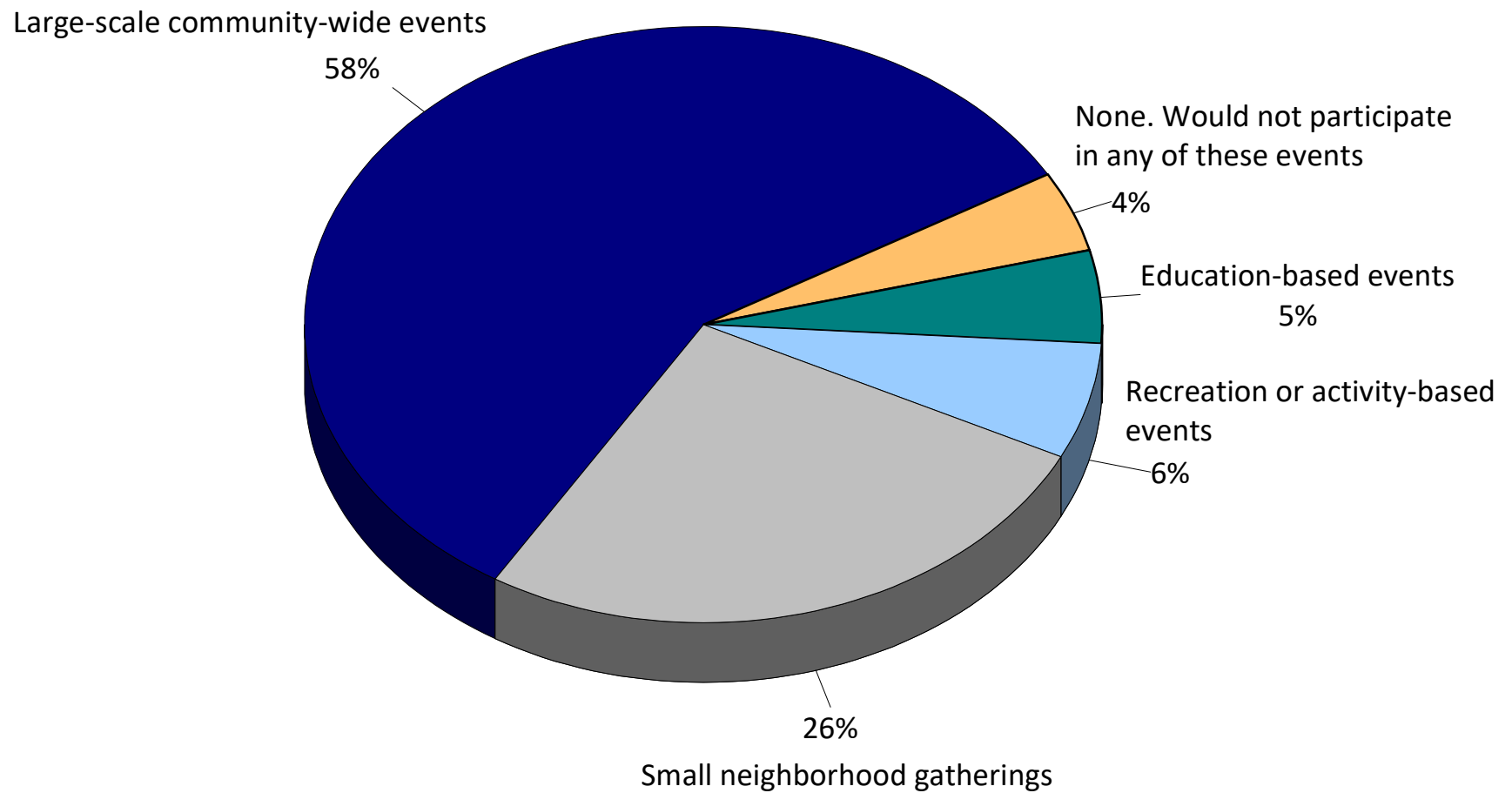
Q25. Please rate how important you believe each of the following event types are to the community in Timnath.

by percentage of respondents (excluding “not provided”)



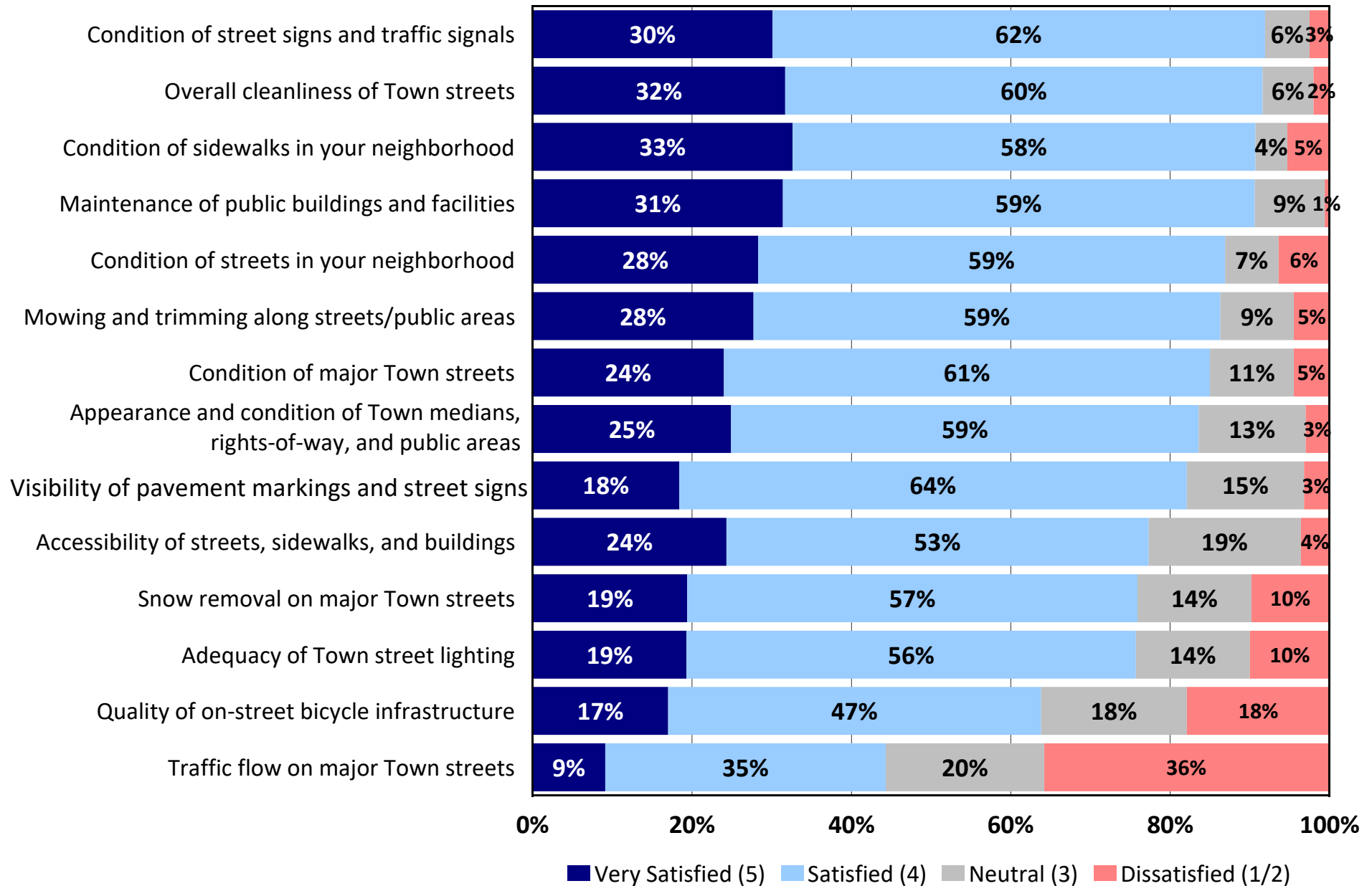
Q26. Which ONE of the event types listed below would you and/or the members of your household be MOST LIKELY TO PARTICIPATE IN?

by percentage of respondents



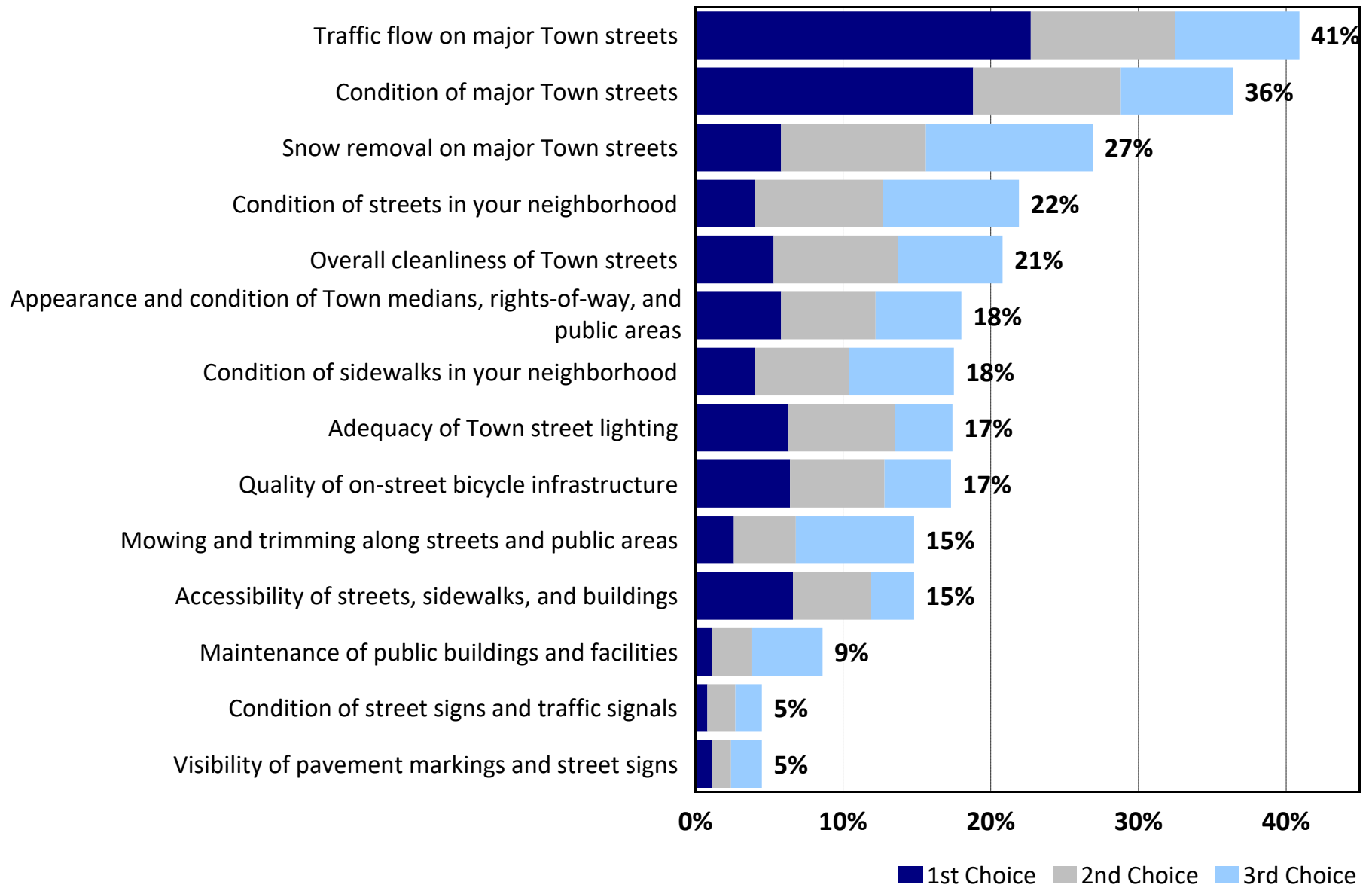
Q28. Maintenance and Appearance of the Town. Please rate your satisfaction

by percentage of respondents (excluding “don't know”)



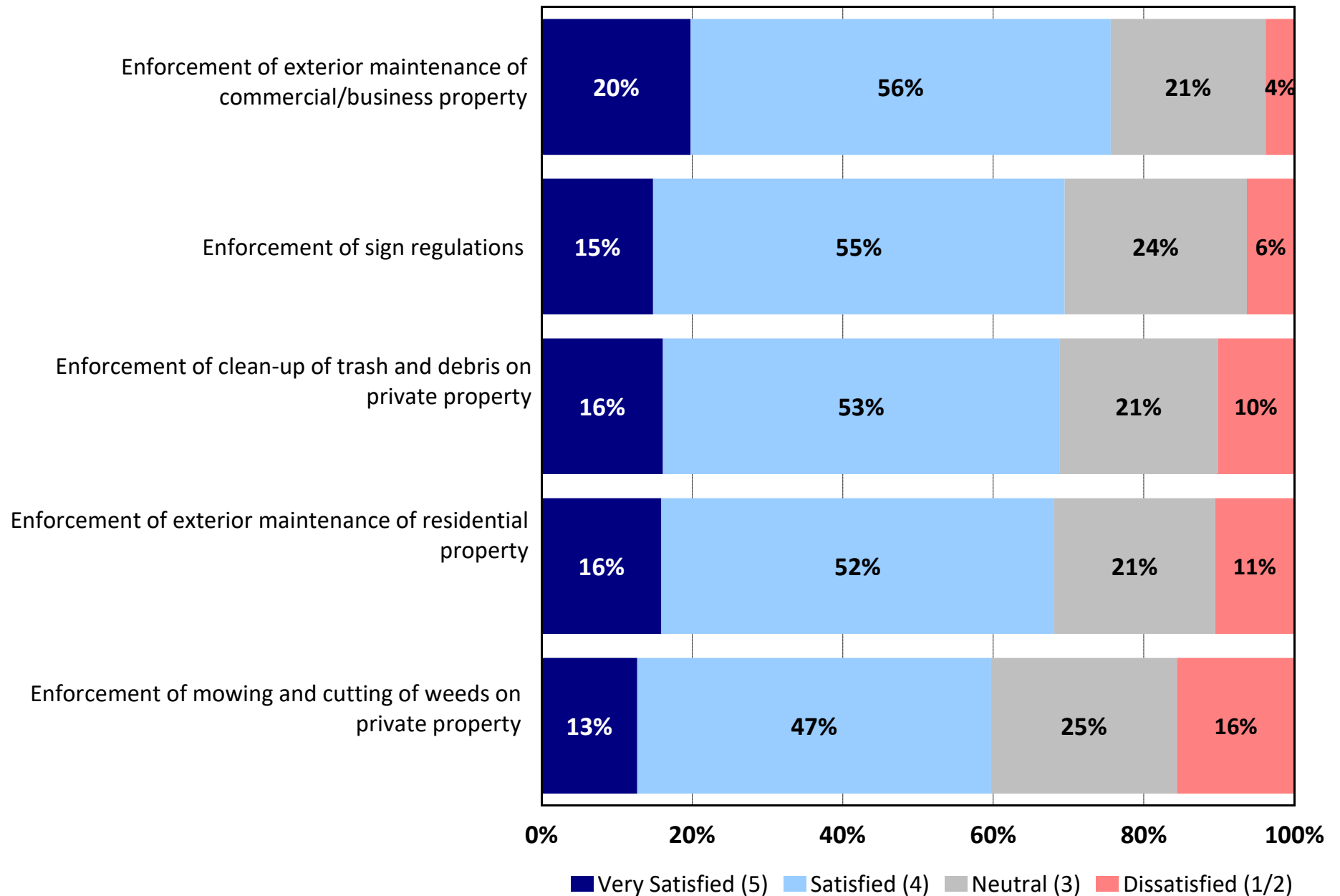
Q29. Which THREE of the maintenance and appearance of the Town services listed in Question 28 do you think are MOST IMPORTANT for the Town to provide?

by percentage of respondents who selected the item as one of their top three choices



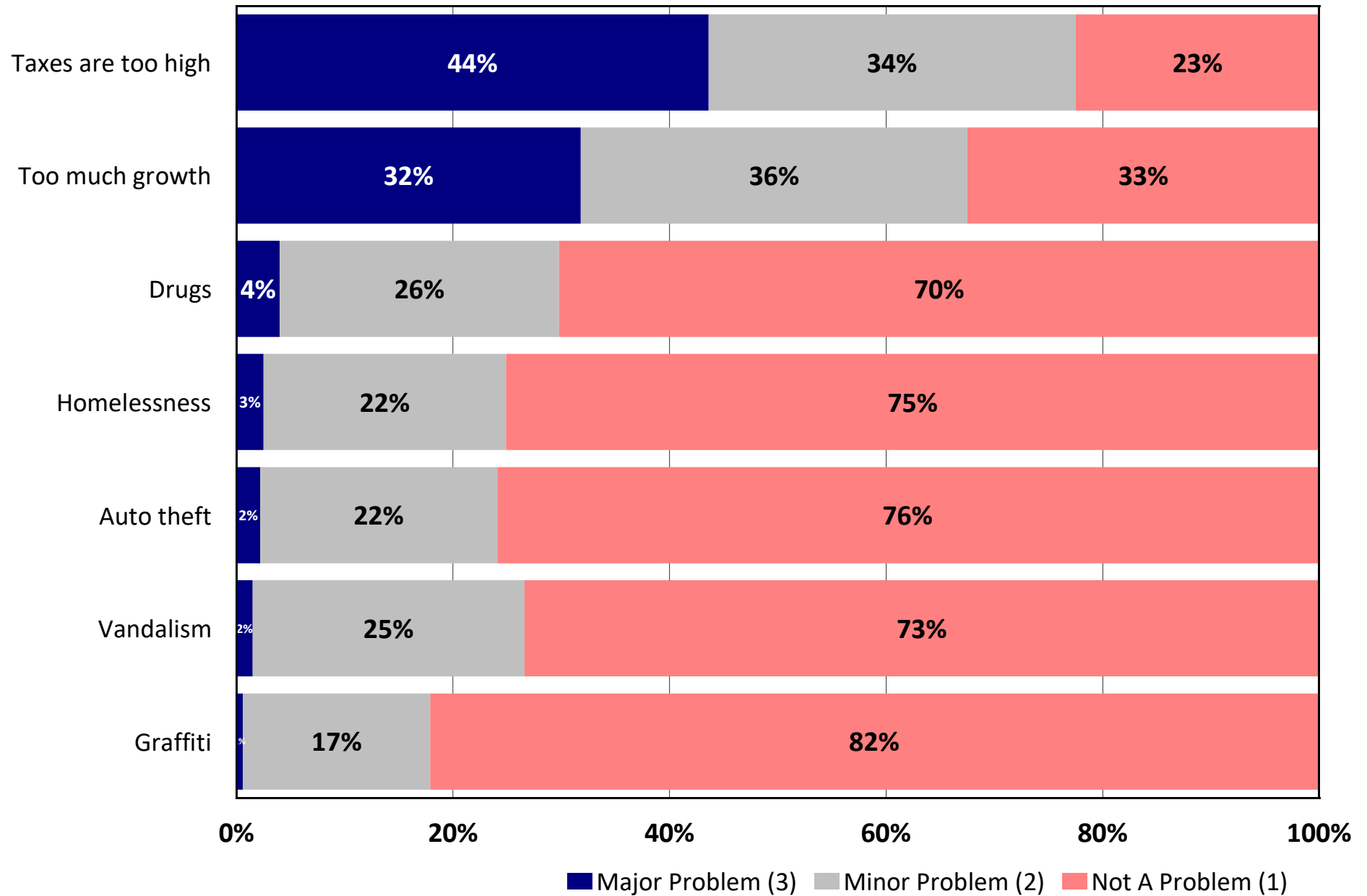
Q30. Code Enforcement Services. Please rate your satisfaction with each

by percentage of respondents (excluding "don't know")



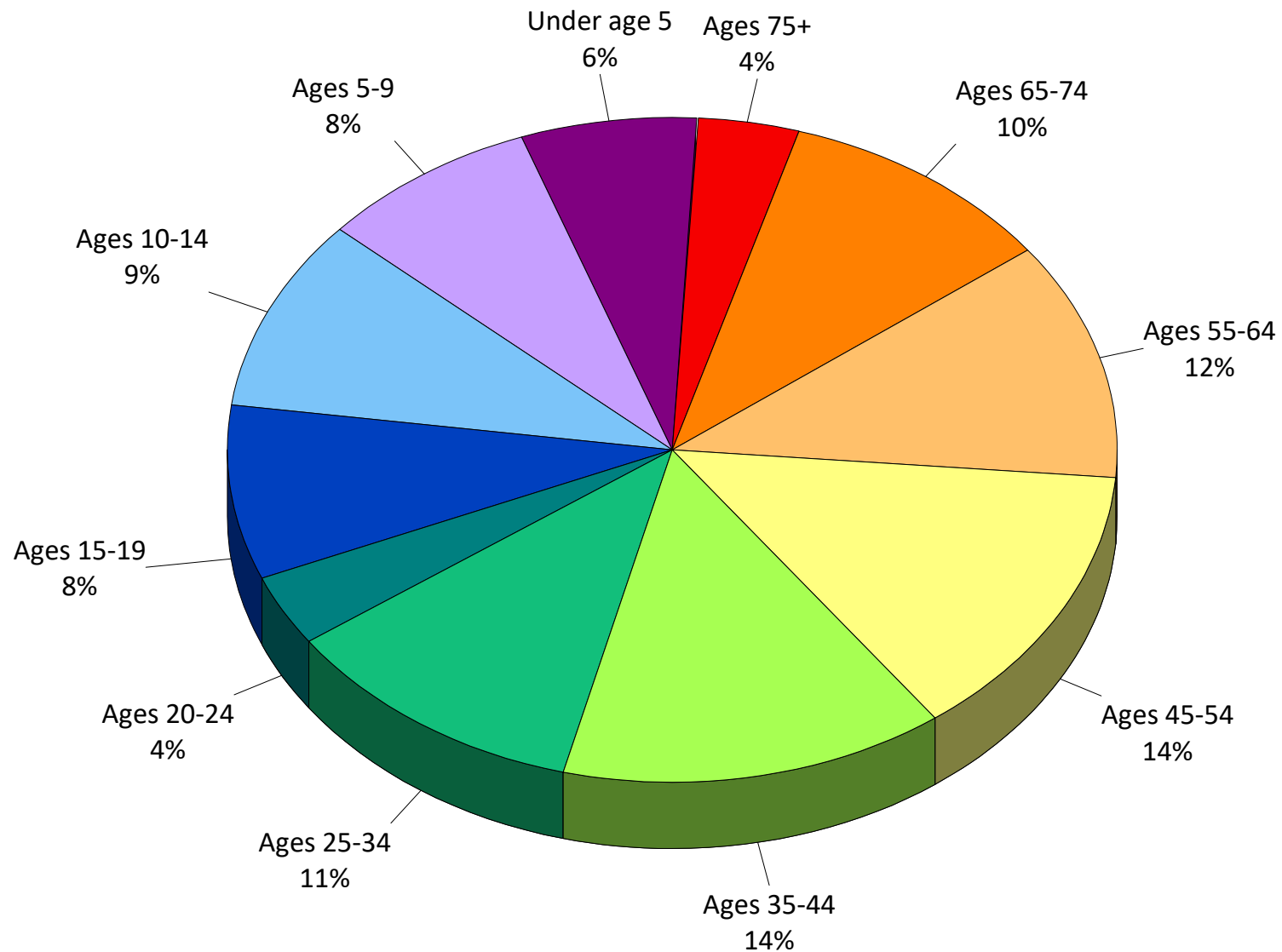
Q31. To what degree, if at all, are the following a problem in Timnath?

by percentage of respondents (excluding "not sure")



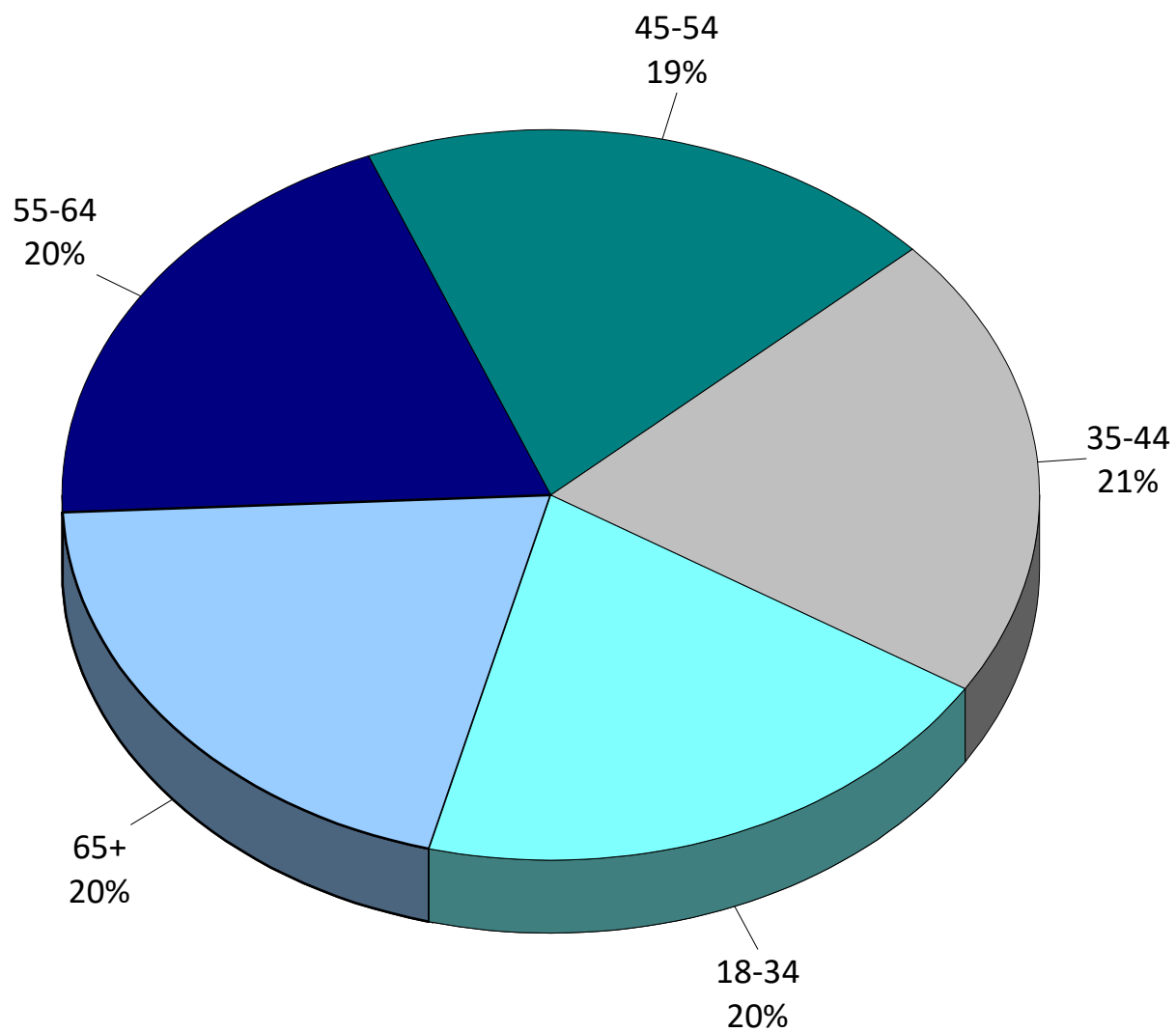
Q32. Including yourself, how many people in your household are...

by percentage of persons in household



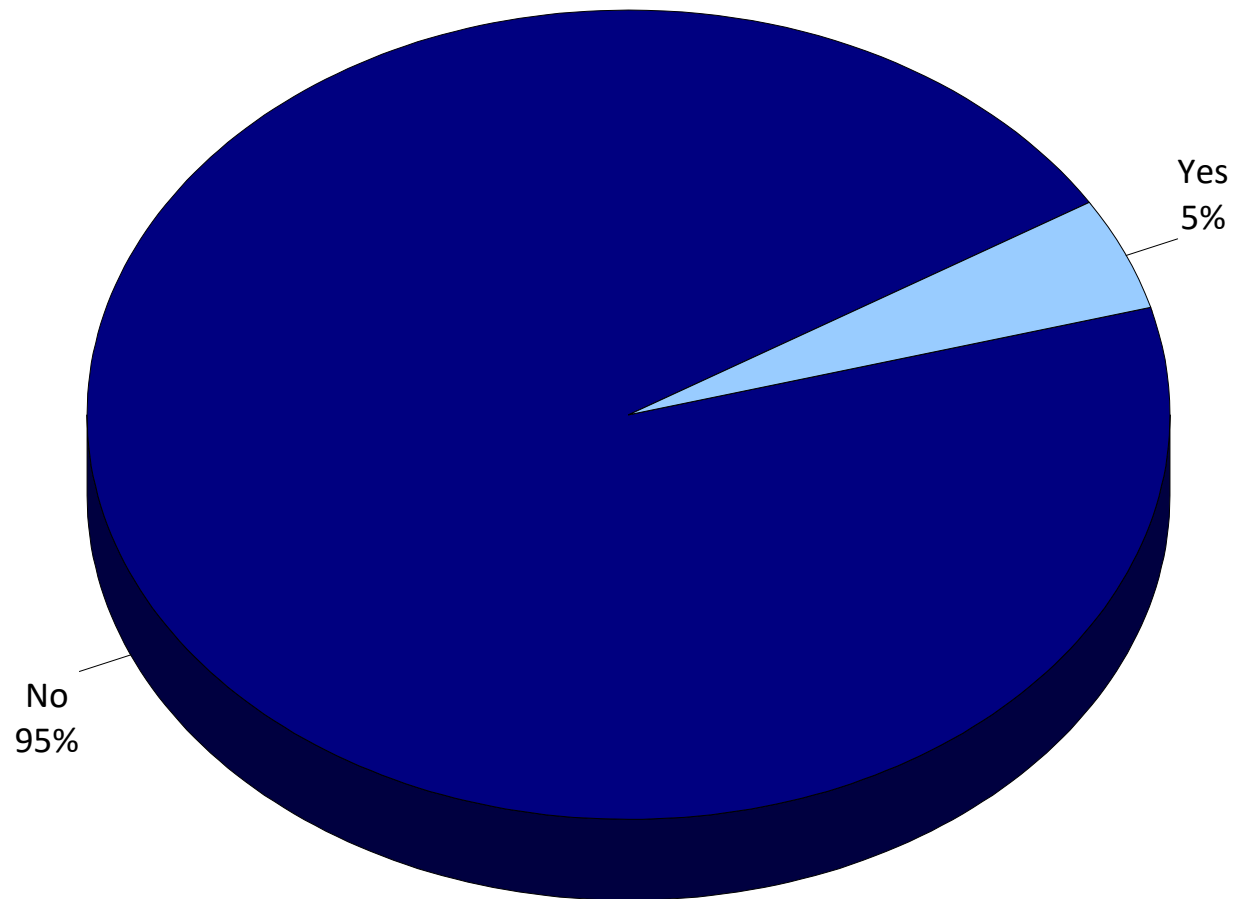
Q33. What is your age?

by percentage of respondents (excluding "not provided")



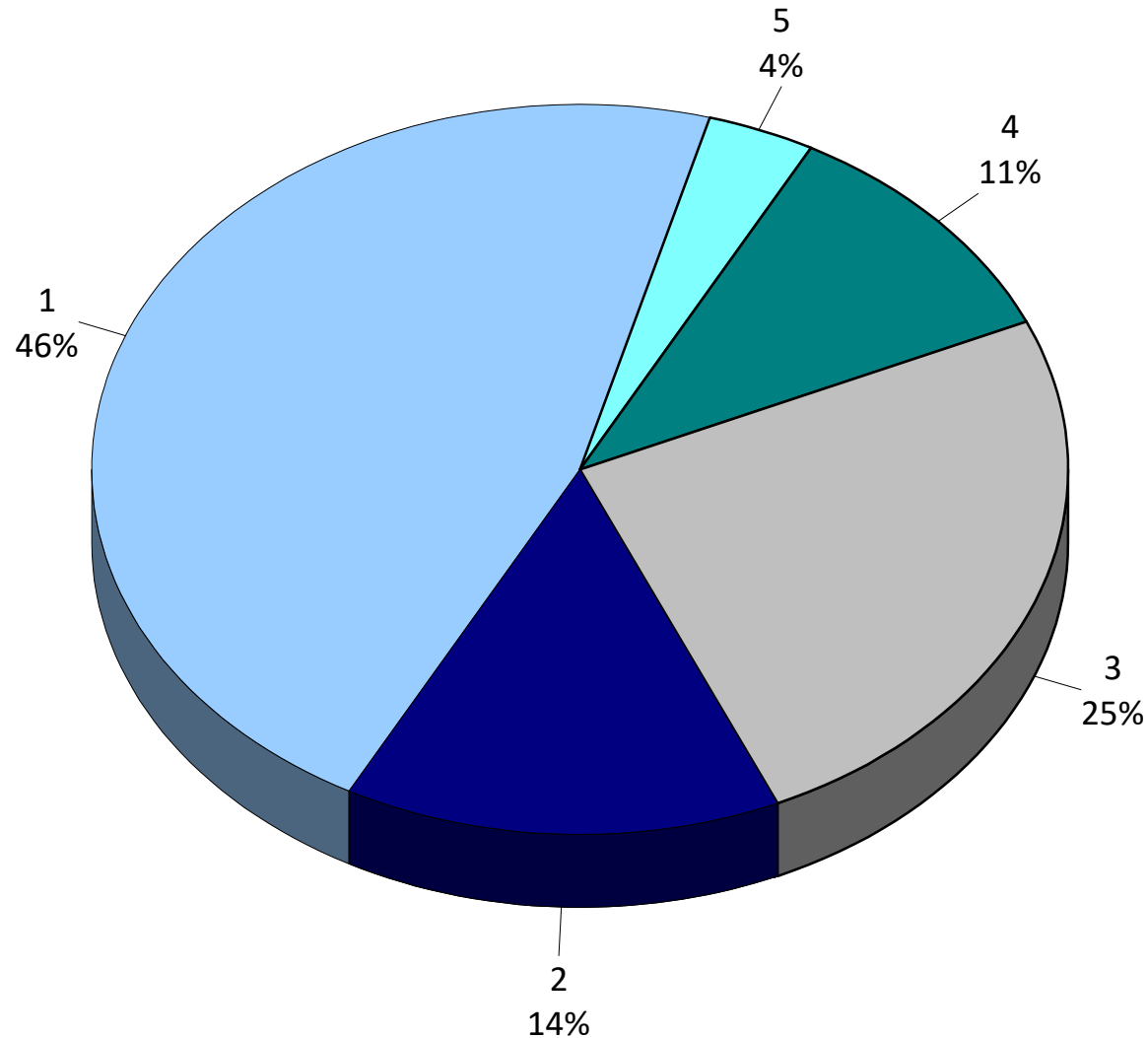
Q34. Are you or any members of your family of Hispanic, Spanish, or Latino/a/x ancestry?

by percentage of respondents (excluding "not provided")



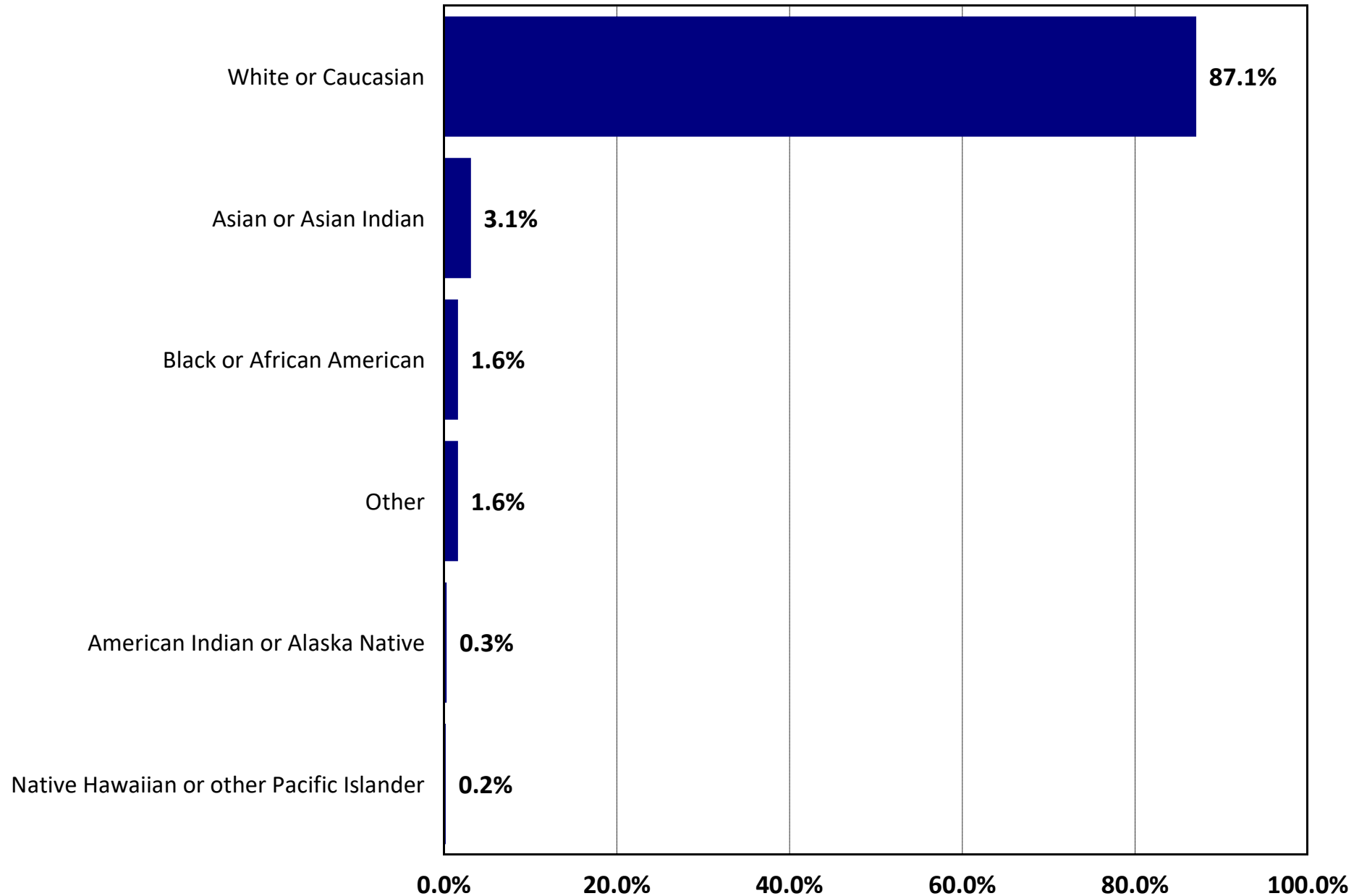
Q34-1. How many members of your family are of Hispanic, Spanish, or Latino/a/x ancestry?

by percentage of respondents who responded "yes" to Q34 (excluding "not provided")



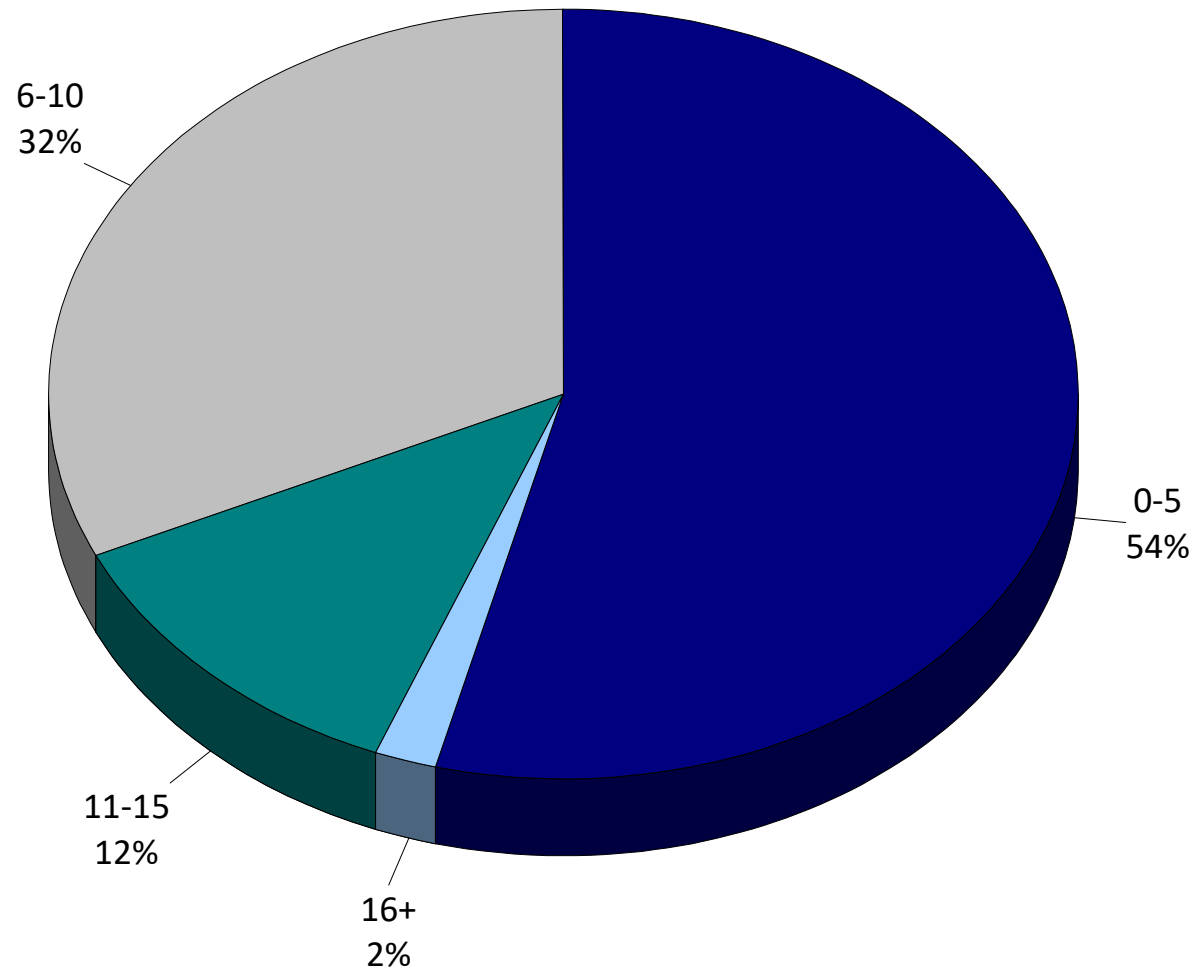
Q35. Which of the following best describes your race/ethnicity?

by percentage of respondents (excluding "not provided")



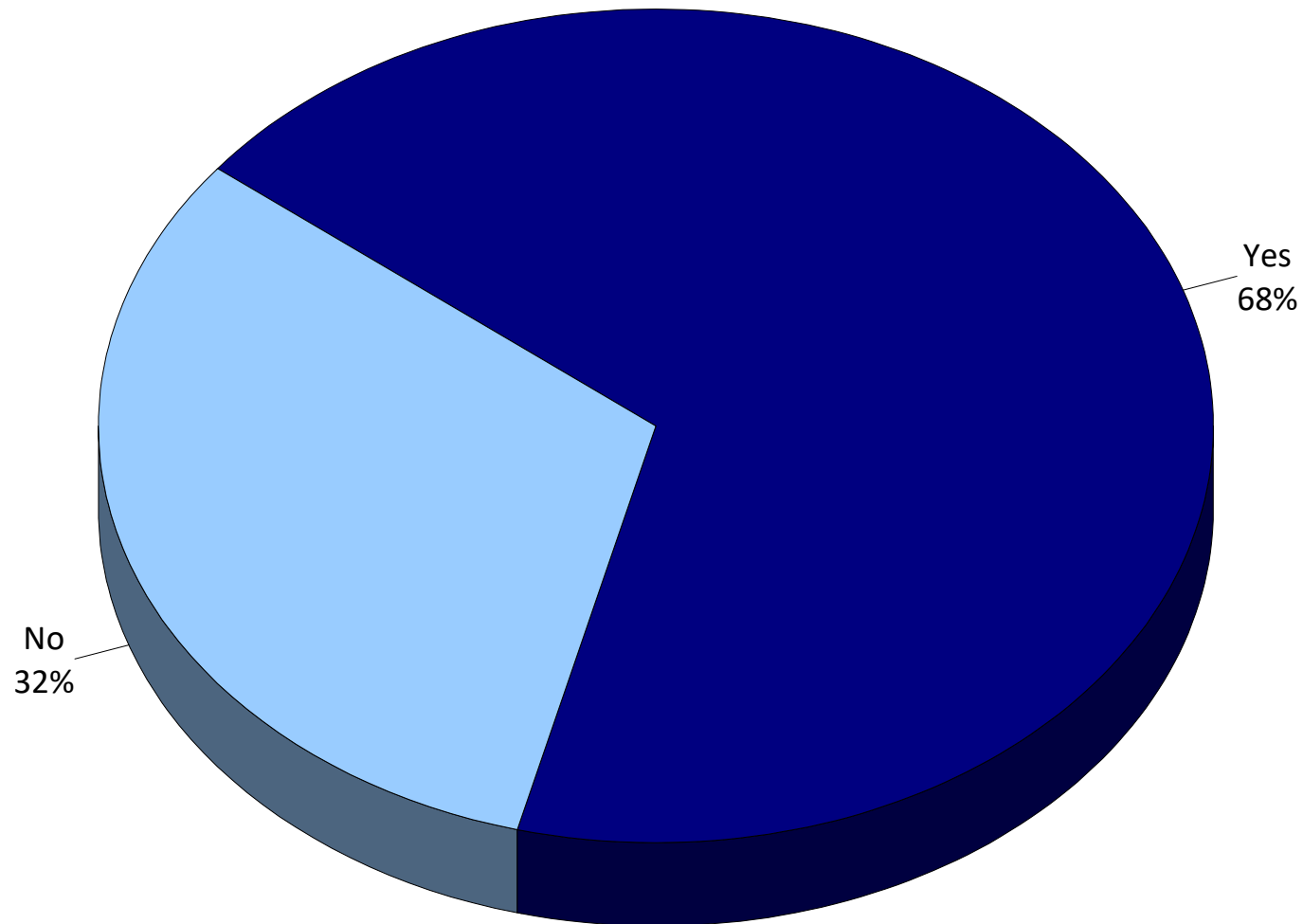
Q36. Approximately how many years have you lived in Timnath?

by percentage of respondents (excluding "not provided")



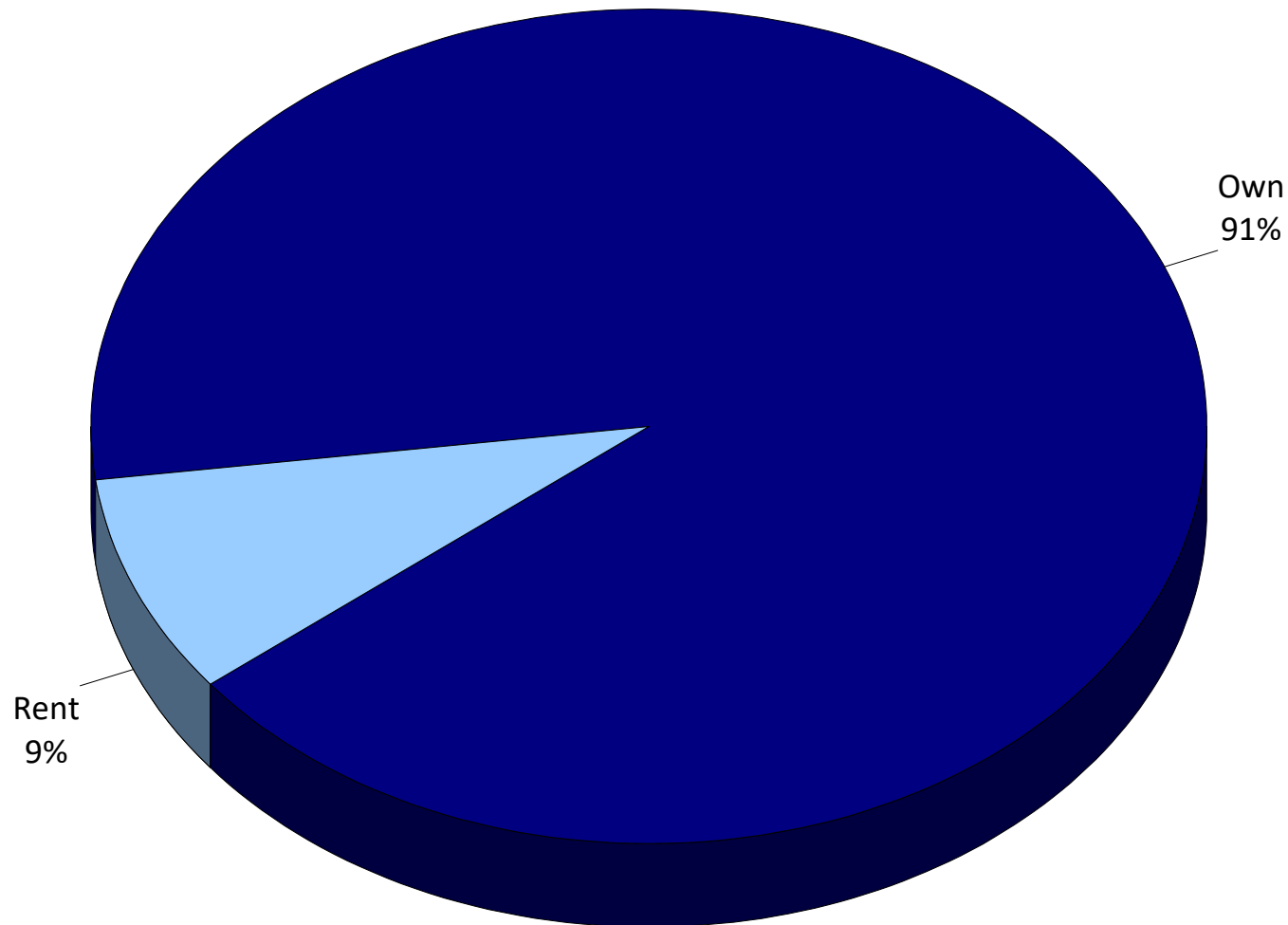
Q37. Do you plan to retire in Timnath?

by percentage of respondents (excluding "not provided")



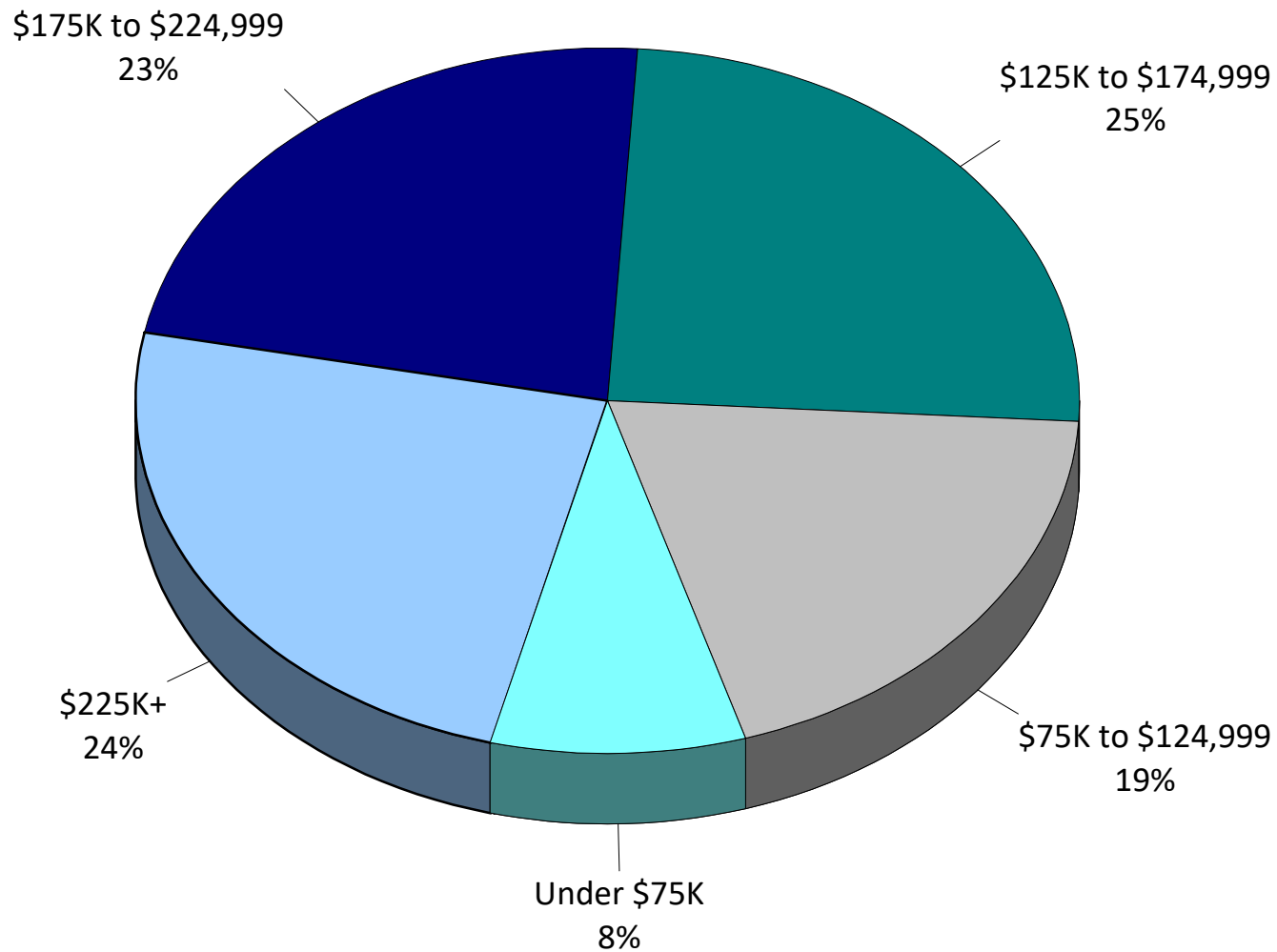
Q38. Do you own or rent your current residence?

by percentage of respondents (excluding "not provided")



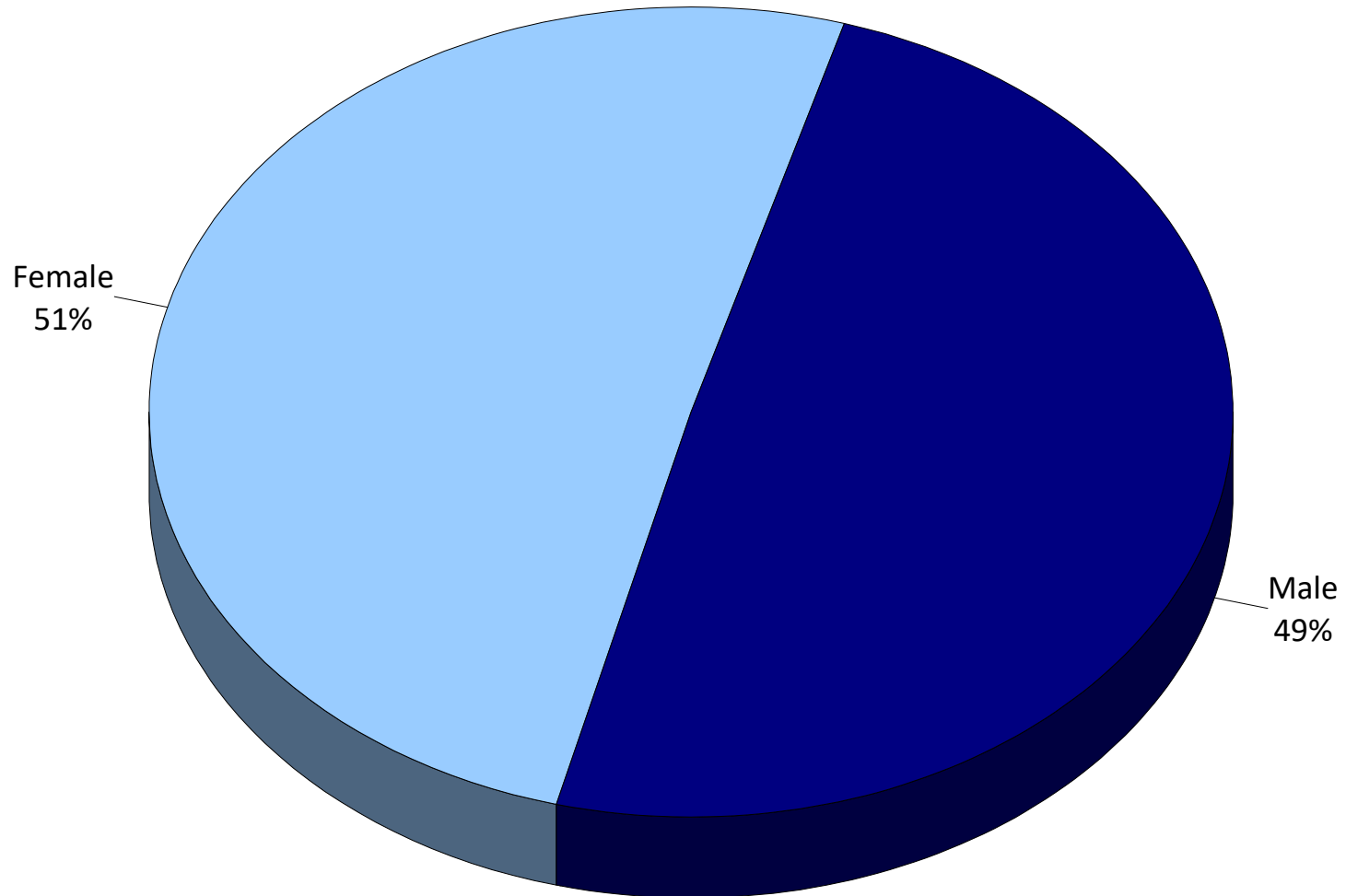
Q39. Would you say your total annual household income is...

by percentage of respondents (excluding "not provided")



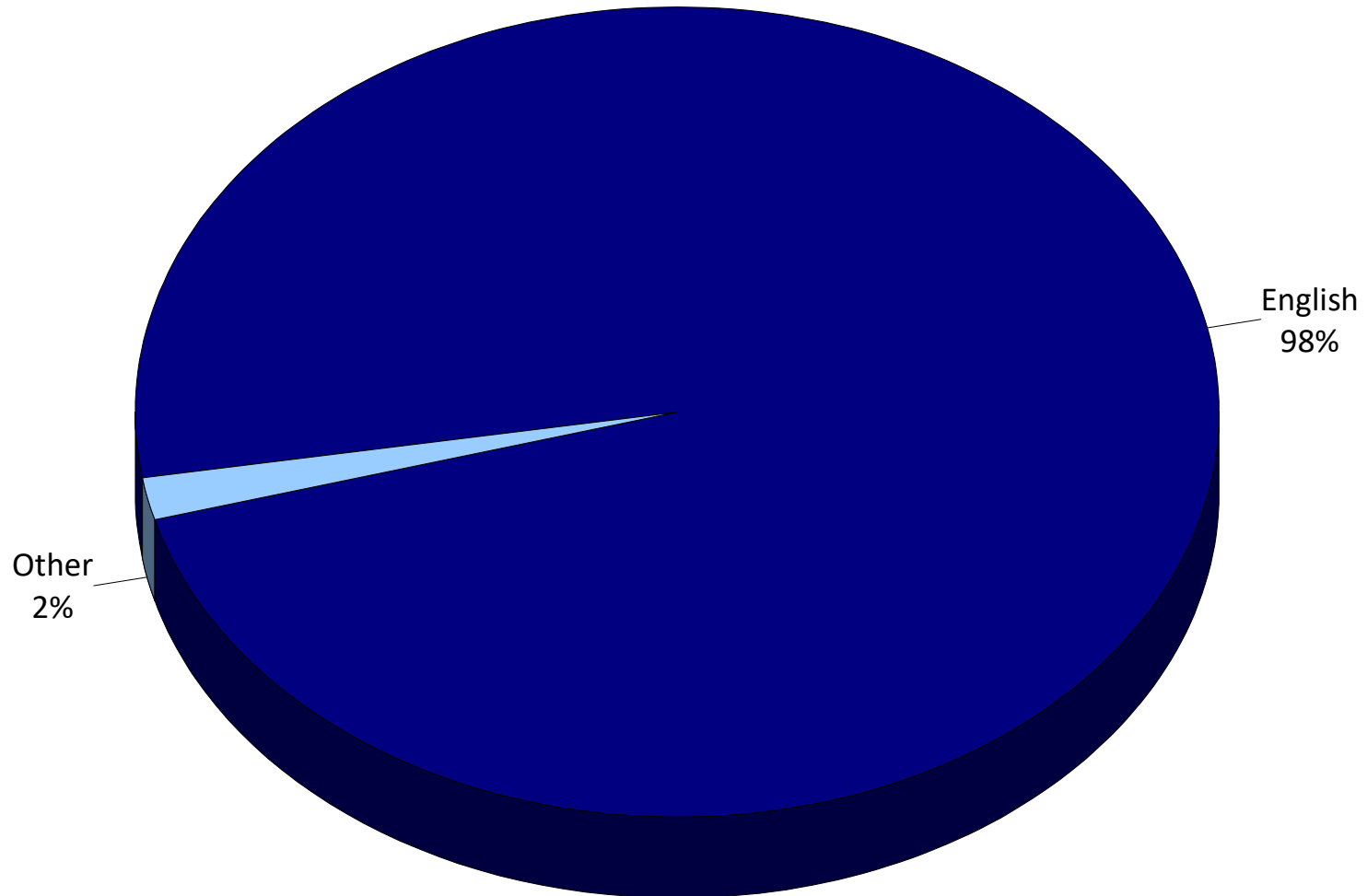
Q40. Your gender

by percentage of respondents (excluding "not provided")



Q41. What is the primary language spoken in your home?

by percentage of respondents (excluding "not provided")



3

Benchmarks

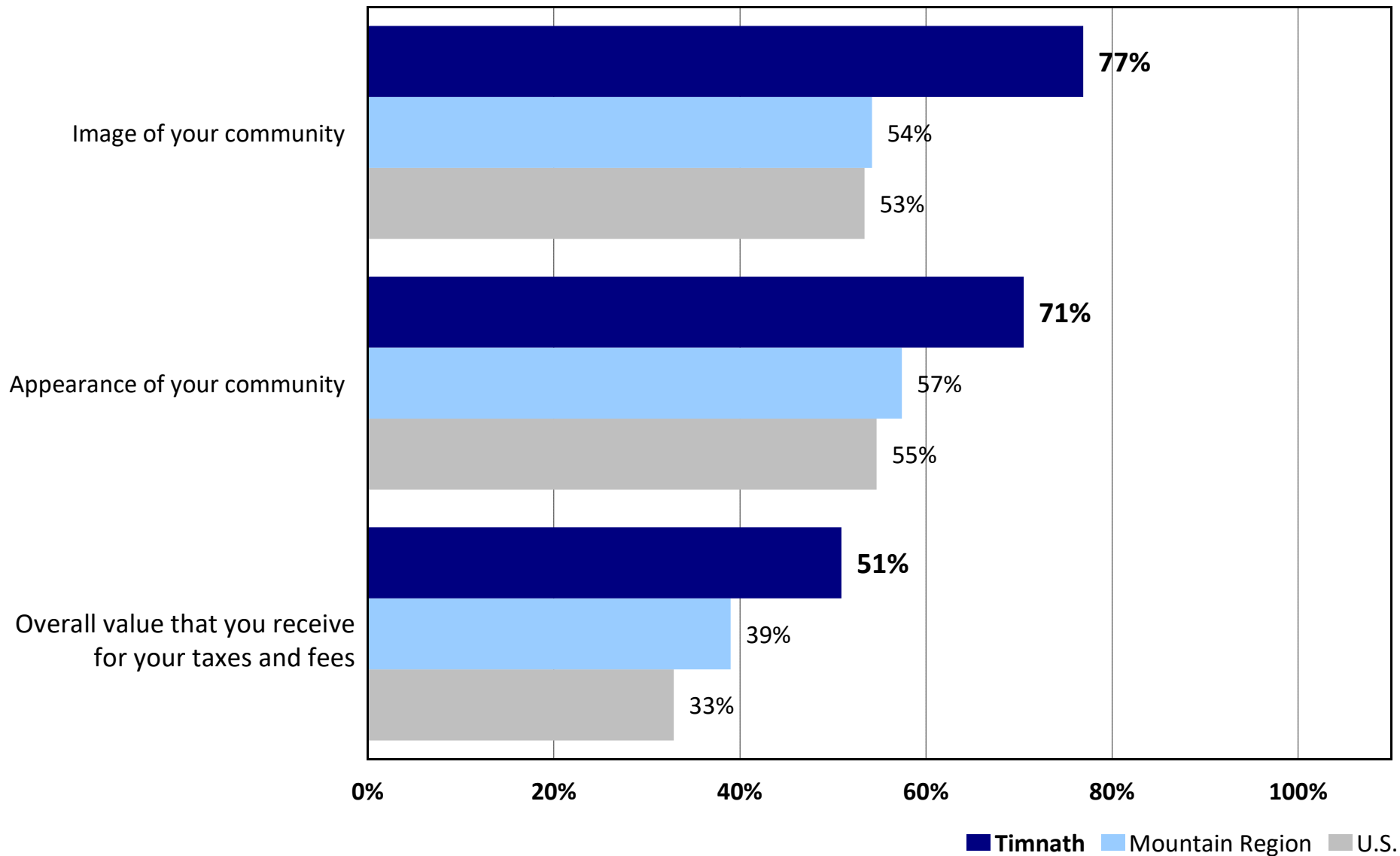
National Benchmarks

Note: The benchmarking data contained in this report is protected intellectual property. Any reproduction of the benchmarking information in this report by persons or organizations not directly affiliated with the Town of Timnath is not authorized without written consent from ETC Institute.

Perceptions of Community

Timnath vs. Mountain Region vs. U.S. Average

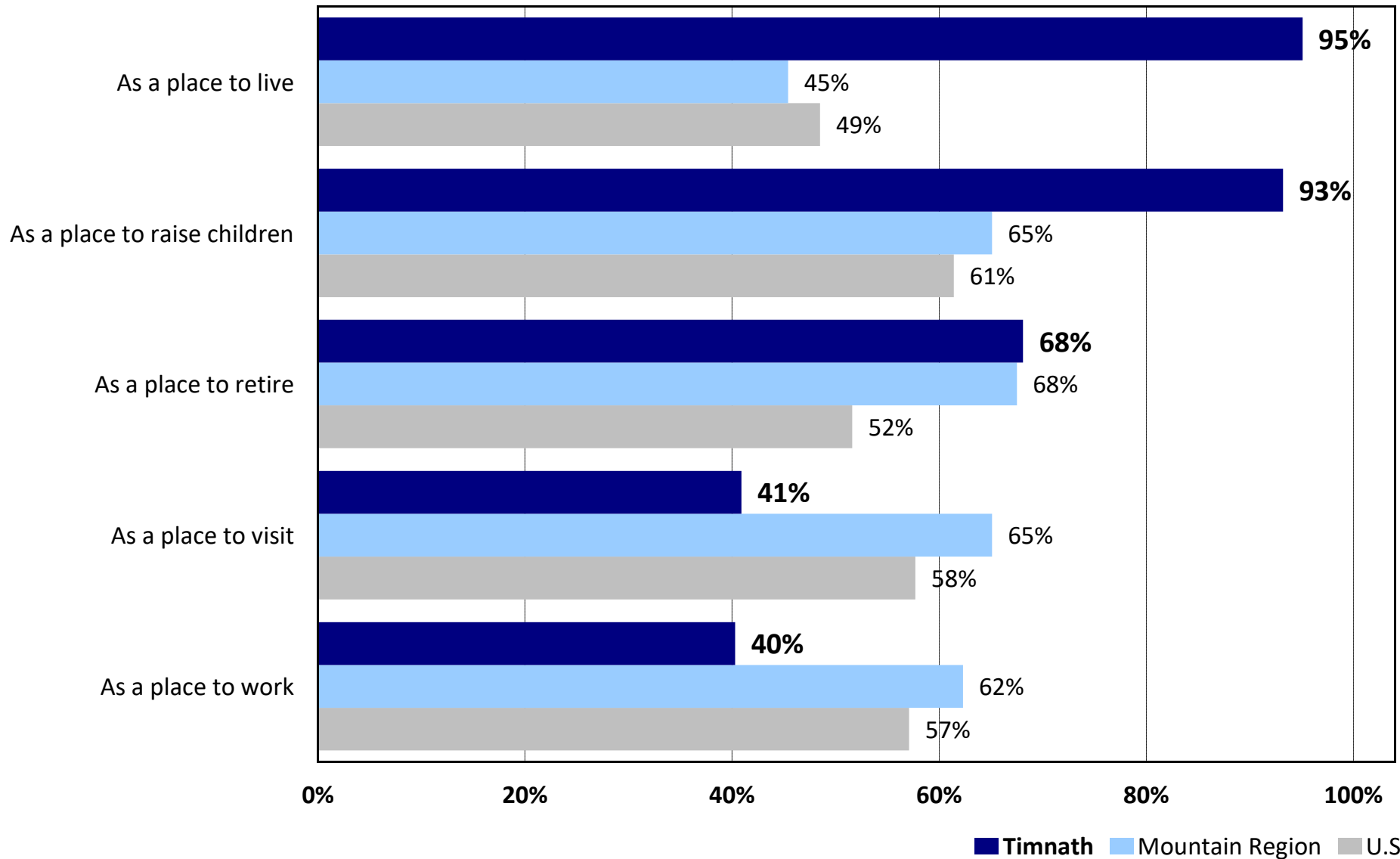
by percentage of respondents who rated the item 4 or 5 on a 5-point scale
where 5 was "very satisfied" and 1 was "very dissatisfied" (excluding don't knows)



Overall Ratings

Timnath vs. Mountain Region vs. U.S. Average

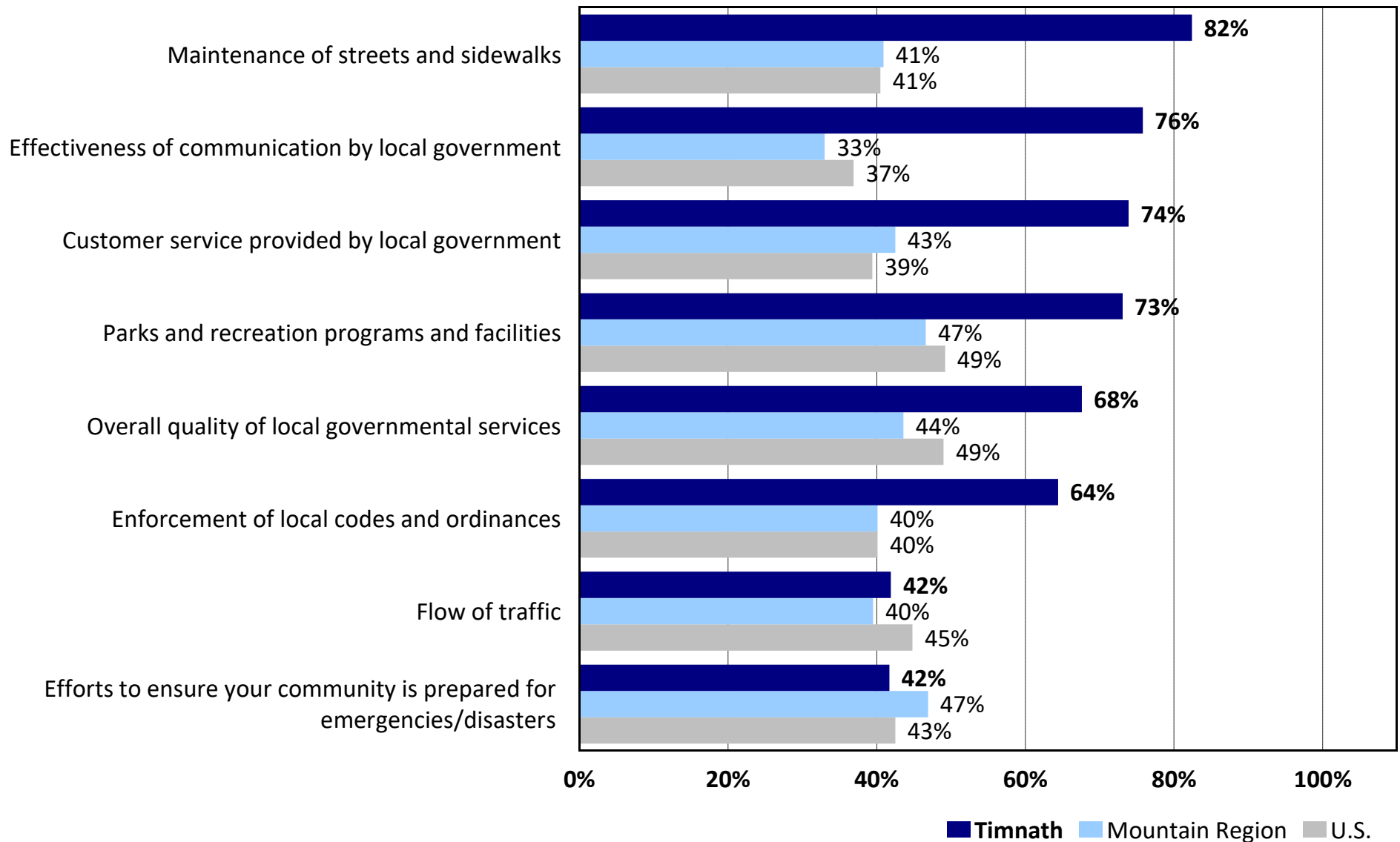
by percentage of respondents who rated the item 4 or 5 on a 5-point scale
where 5 was "very satisfied" and 1 was "very dissatisfied" (excluding don't knows)



Major Town Services

Timnath vs. Mountain Region vs. U.S. Average

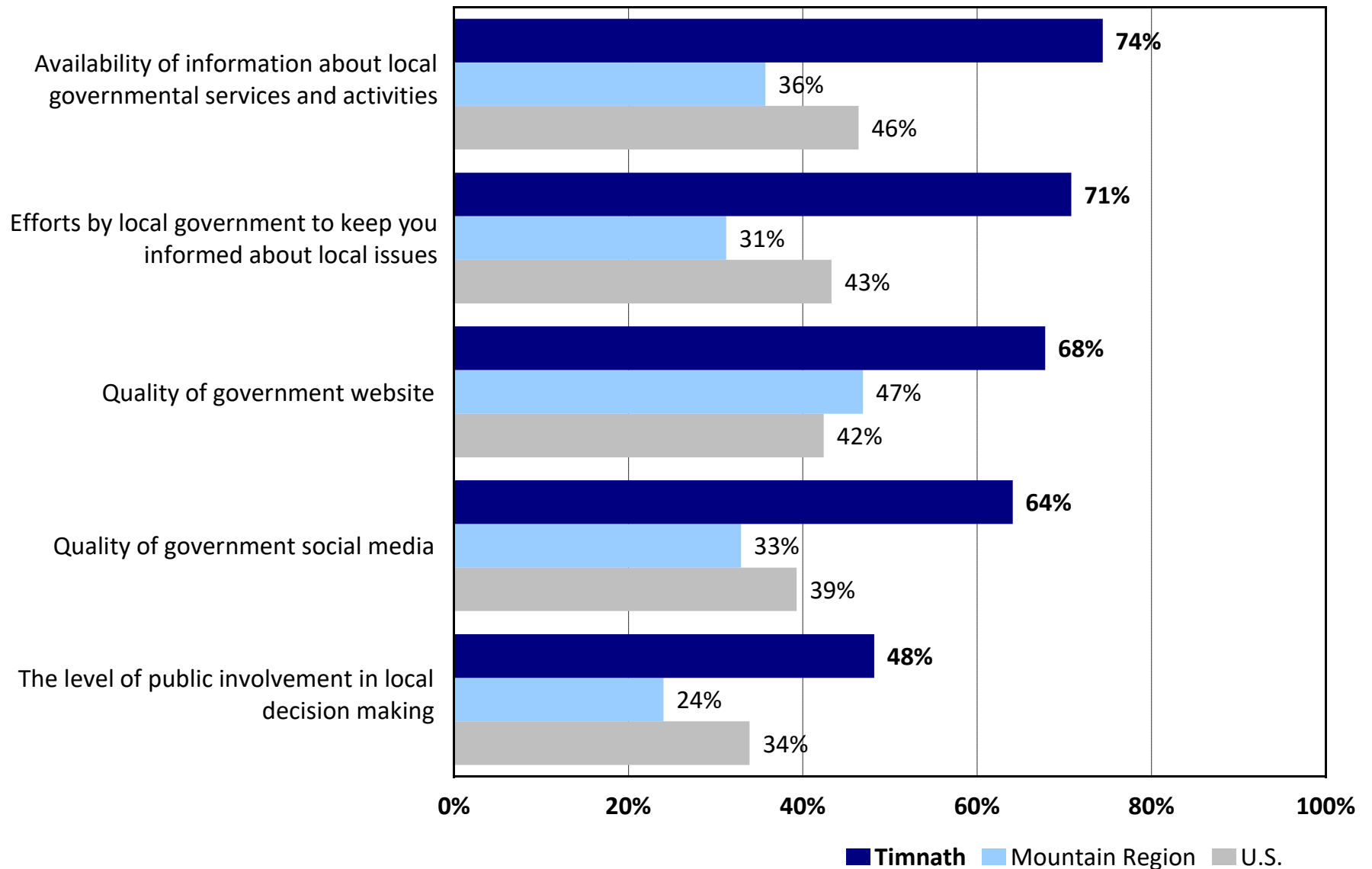
by percentage of respondents who rated the item 4 or 5 on a 5-point scale
where 5 was "very safe" and 1 was "very unsafe" (excluding don't knows)



Communication

Timnath vs. Mountain Region vs. U.S. Average

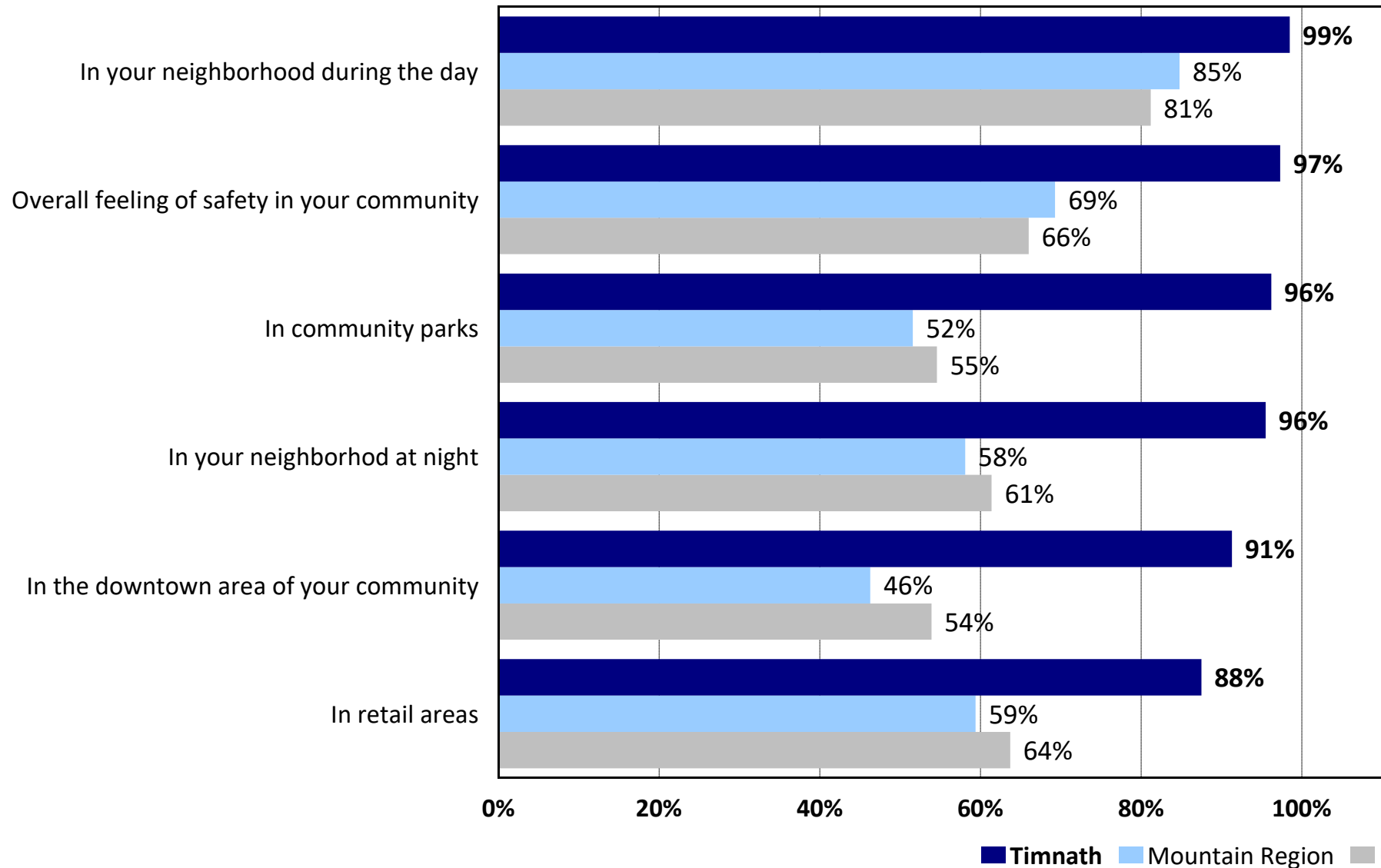
by percentage of respondents who rated the item 4 or 5 on a 5-point scale
where 5 was "very satisfied" and 1 was "very dissatisfied" (excluding don't knows)



Safety and Security

Timnath vs. Mountain Region vs. U.S. Average

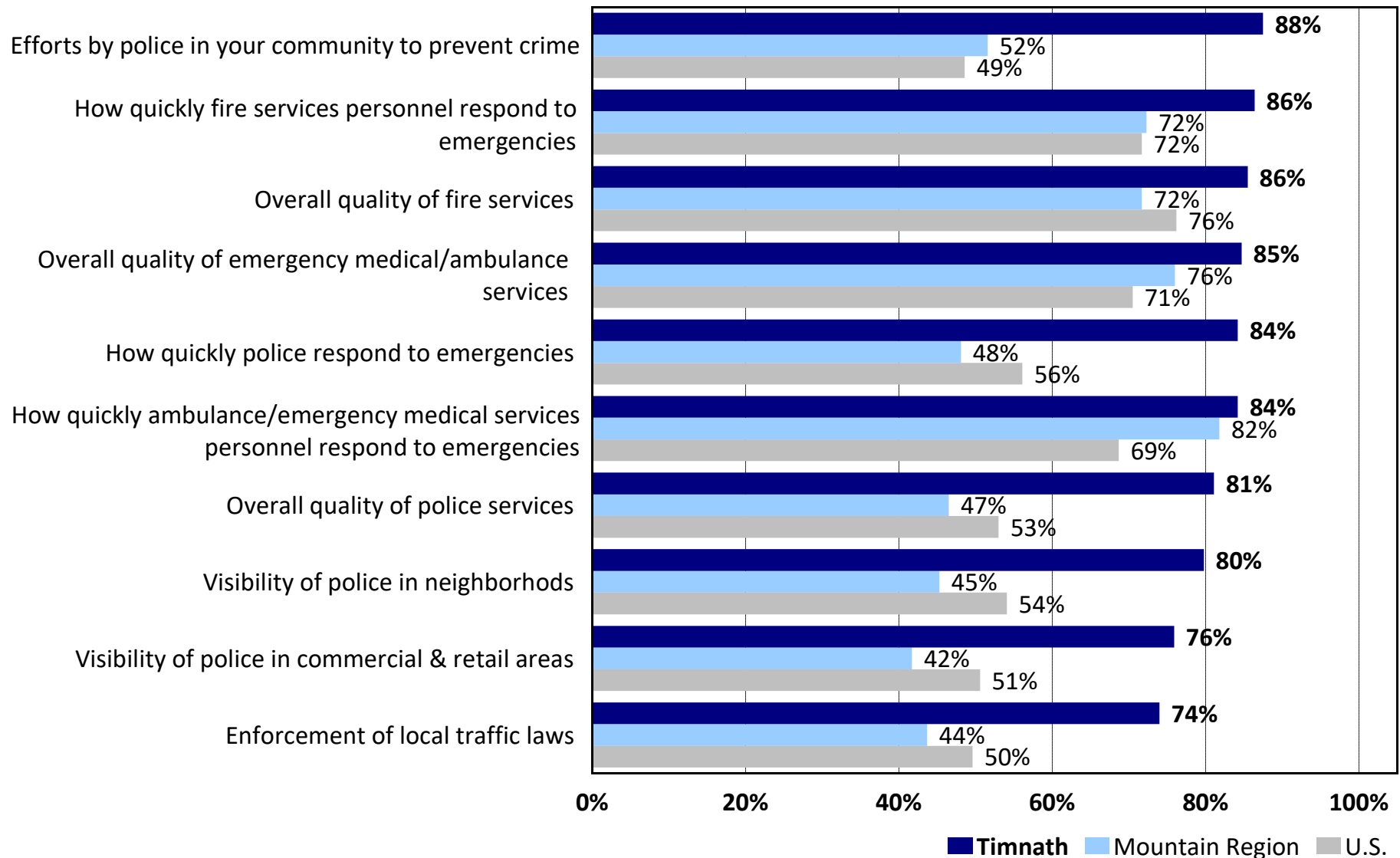
by percentage of respondents who rated the item 4 or 5 on a 5-point scale
where 5 was "very satisfied" and 1 was "very dissatisfied" (excluding don't knows)



Public Safety

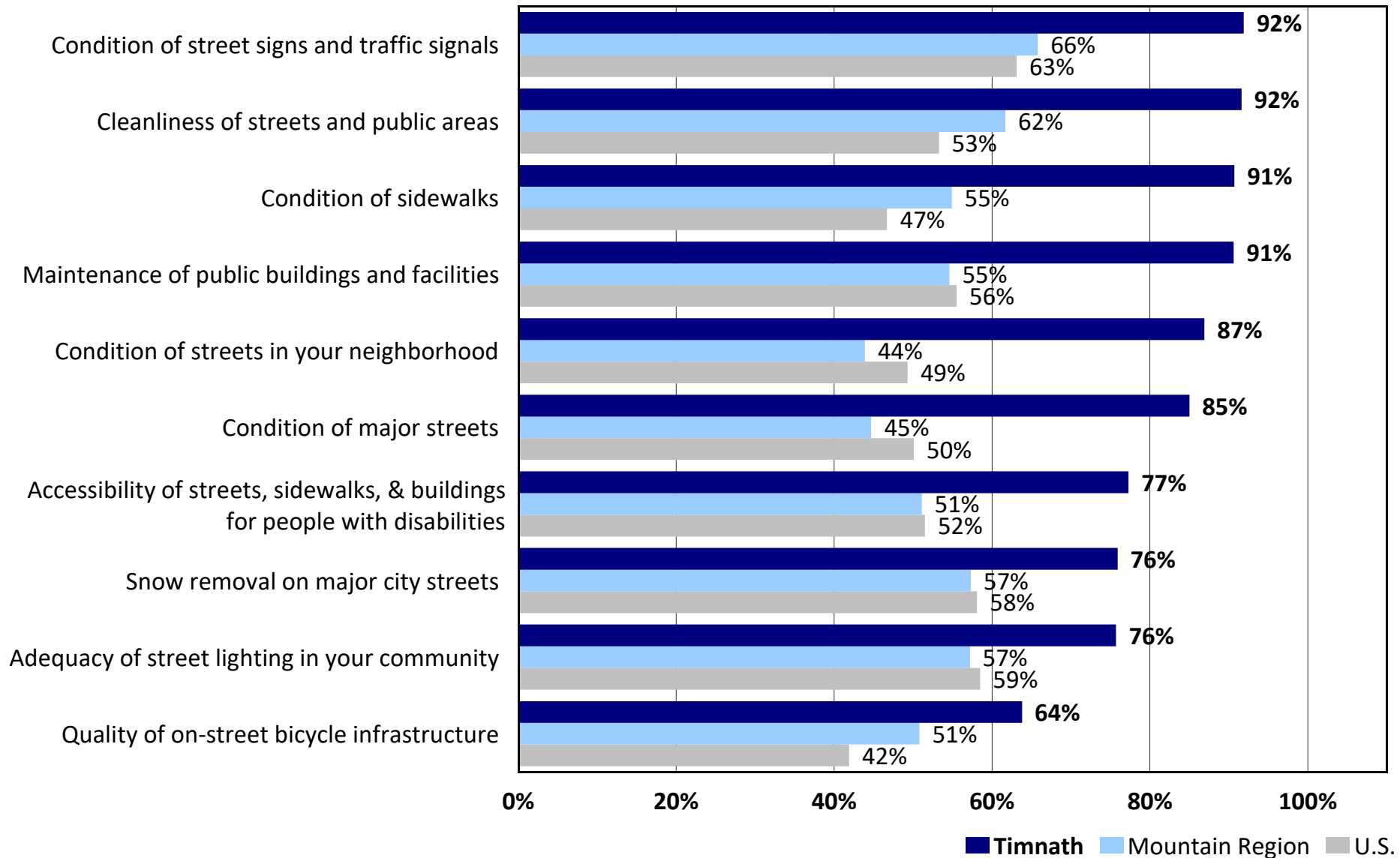
Timnath vs. Mountain Region vs. U.S. Average

by percentage of respondents who rated the item 4 or 5 on a 5-point scale
where 5 was "very satisfied" and 1 was "very dissatisfied" (excluding don't knows)



Maintenance and Appearance of the Town Timnath vs. Mountain Region vs. U.S. Average

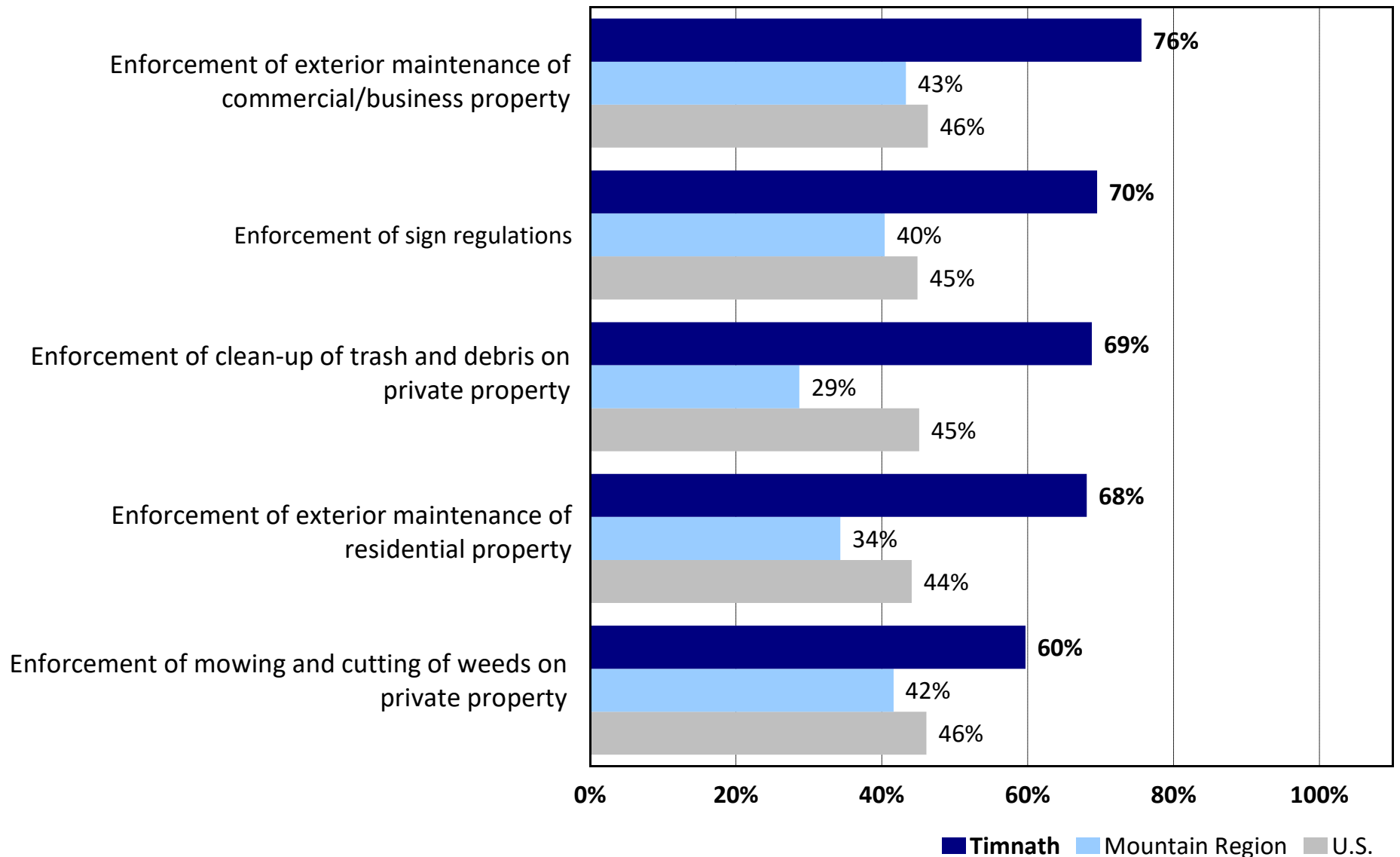
by percentage of respondents who rated the item 4 or 5 on a 5-point scale
where 5 was "very satisfied" and 1 was "very dissatisfied" (excluding don't knows)



Code Enforcement Services

Timnath vs. Mountain Region vs. U.S. Average

by percentage of respondents who rated the item 4 or 5 on a 5-point scale
where 5 was "very satisfied" and 1 was "very dissatisfied" (excluding don't knows)



4

**Importance-
Satisfaction Rating**

Importance-Satisfaction Analysis

Timnath, CO

Overview

Today, city officials have limited resources which need to be targeted to actions that are of the most benefit to their citizens. Two of the most important criteria for decision making are (1) to target resources toward services of the highest importance to citizens; and (2) to target resources toward those services where citizens are the least satisfied.

The Importance-Satisfaction (IS) rating is a unique tool that allows public officials to better understand both of these highly important decision-making criteria for each of the services they are providing. The Importance-Satisfaction rating is based on the concept that public agencies will maximize overall customer satisfaction by emphasizing improvements in those areas where the level of satisfaction is relatively low, and the perceived importance of the service is relatively high.

Methodology

The rating is calculated by summing the percentage of responses for items selected as one of the most important items for the city to provide. The sum is then multiplied by 1 minus the percentage of respondents who indicated they were positively satisfied with the city's performance in the related area (the sum of the ratings of 4 ("good") and 5 ("excellent") on a 5-point scale excluding "don't know" responses). "Don't Know" responses are excluded from the calculation to ensure the satisfaction ratings among service categories are comparable. $[IS = \text{Importance} \times (1 - \text{Satisfaction})]$.

Example of the Calculation: In an example scenario, respondents were asked to rate their satisfaction parks and facilities then select the top three most important aspects to their household. In this example, twenty-eight percent (28%) of respondents selected *quality/number of outdoor amenities* as one of the most important services.

Regarding satisfaction, 73% of respondents rated the city's overall performance in the *quality/number of outdoor amenities* as a "4" or "5" on a 5-point scale (where "5" means "Very Satisfied") excluding "Don't Know" responses. The I-S rating for *quality/number of outdoor amenities* was calculated by multiplying the sum of the most important percentages by 1 minus the sum of the satisfaction percentages. In this example 28% was multiplied by 51% (1-0.73). This calculation yielded an I-S rating of 0.0750 which ranked 3rd out of 15 city services.

The maximum rating is 1.00 and would be achieved when 100% of the respondents select an item as one of their top three choices and 0% indicate they are positively satisfied with the delivery of the service.

The lowest rating is 0.00 and could be achieved under either of the following two situations:

- If 100% of the respondents were positively satisfied with the delivery of the service
- If none (0%) of the respondents selected the service as one for the three most important areas for the Town to emphasize over the next two years.

Interpreting the Ratings

Ratings that are greater than or equal to 0.20 identify areas that should receive significantly more emphasis over the next two years. Ratings from 0.10 to 0.20 identify service areas that should receive increased emphasis. Ratings less than 0.10 should continue to receive the current level of emphasis.

- *Definitely Increase Emphasis* ($IS \geq 0.20$)
- *Increase Current Emphasis* ($0.10 \leq IS < 0.20$)
- *Maintain Current Emphasis* ($IS < 0.10$)

The results for the Town of Timnath are provided on the following pages.

2025 Importance-Satisfaction Rating

Town of Timnath

Major Town Services

Category of Service	Most Important %	Most Important Rank	Satisfaction %	Satisfaction Rank	Importance-Satisfaction Rating	I-S Rating Rank
<u>Very High Priority (IS >.20)</u>						
Overall quality of the Town's planning, building, and development review processes	42%	2	41%	11	0.2487	1
Overall flow of traffic on Town streets	37%	4	42%	9	0.2161	2
<u>High Priority (IS .10-.20)</u>						
Overall quality of parks and recreation programs/facilities	54%	1	73%	5	0.1453	3
<u>Medium Priority (IS <.10)</u>						
Overall quality of police services	41%	3	78%	2	0.0904	4
Efforts to ensure your community is prepared for emergencies and disasters	13%	7	42%	10	0.0775	5
Overall quality of services provided by the Town	24%	6	68%	6	0.0765	6
Overall maintenance of Town streets and sidewalks	35%	5	82%	1	0.0609	7
Overall quality of transportation safety on Town streets	12%	8	58%	8	0.0513	8
Overall enforcement of Town codes and ordinances	12%	9	64%	7	0.0417	9
Overall effectiveness of Town communication with the public	10%	10	76%	3	0.0249	10
Overall quality of customer service you receive from Town employees	5%	11	74%	4	0.0120	11

Note: The I-S Rating is calculated by multiplying the "Most Important" % by (1-'Satisfaction' %)

Most Important %:

The "Most Important" percentage represents the sum of the first, second, and third most important responses for each item. Respondents were asked to identify the items they thought should receive the most emphasis from Town leaders over the next two years.

Satisfaction %:

The "Satisfaction" percentage represents the sum of the ratings "5" and "4" excluding 'don't knows.' Respondents ranked their level of satisfaction with each of the items on a scale of 5 to 1 with "5" being Very Satisfied and "1" being Very Dissatisfied.

© 2025 DirectionFinder by ETC Institute

2025 Importance-Satisfaction Rating

Town of Timnath

Public Safety

Category of Service	Most Important %	Most Important Rank	Satisfaction %	Satisfaction Rank	Importance-Satisfaction Rating	I-S Rating Rank
Medium Priority (IS <.10)						
How quickly ambulance and emergency medical services personnel respond to emergencies	47.00%	2	84.20%	5	0.0743	1
Efforts by police in your community to prevent crime	55.60%	1	87.50%	1	0.0695	2
How quickly police respond to emergencies	34.50%	3	84.20%	6	0.0545	3
Visibility of police in neighborhoods	25.00%	5	79.80%	8	0.0505	4
Enforcement of local traffic laws	18.10%	8	74.00%	10	0.0471	5
How quickly fire services personnel respond to emergencies	31.30%	4	86.40%	2	0.0426	6
Overall quality of police services	19.30%	7	81.10%	7	0.0365	7
Visibility of police in commercial or retail areas	13.80%	9	75.90%	9	0.0333	8
Overall quality of emergency medical and ambulance services	20.70%	6	84.70%	4	0.0317	9
Overall quality of fire services	10.30%	10	85.50%	3	0.0149	10

Note: The I-S Rating is calculated by multiplying the "Most Important" % by (1-'Satisfaction' %)

Most Important %:

The "Most Important" percentage represents the sum of the first, second, and third most important responses for each item. Respondents were asked to identify the items they thought should receive the most emphasis from Town leaders over the next two years.

Satisfaction %:

The "Satisfaction" percentage represents the sum of the ratings "5" and "4" excluding 'don't knows.' Respondents ranked their level of satisfaction with each of the items on a scale of 5 to 1 with "5" being Very Satisfied and "1" being Very Dissatisfied.

© 2025 DirectionFinder by ETC Institute

2025 Importance-Satisfaction Rating

Town of Timnath

Maintenance and Appearance of the Town

Category of Service	Most Important %	Most Important Rank	Satisfaction %	Satisfaction Rank	Importance-Satisfaction Rating	I-S Rating Rank
Very High Priority (IS >.20)						
Traffic flow on major Town streets	41%	1	44%	14	0.2278	1
Medium Priority (IS <.10)						
Snow removal on major Town streets	27%	3	76%	11	0.0648	2
Quality of on-street bicycle infrastructure (bike lanes/signage)	17%	9	64%	13	0.0626	3
Condition of major Town streets (primary streets)	36%	2	85%	7	0.0546	4
Adequacy of Town street lighting	17%	8	76%	12	0.0423	5
Accessibility of streets, sidewalks, and buildings for people with disabilities	15%	11	77%	10	0.0336	6
Appearance and condition of Town medians, rights-of-way, and public areas	18%	6	84%	8	0.0295	7
Condition of streets in your neighborhood (secondary streets)	22%	4	87%	5	0.0287	8
Mowing and trimming along streets and other public areas	15%	10	86%	6	0.0203	9
Overall cleanliness of Town streets	21%	5	92%	2	0.0175	10
Condition of sidewalks in your neighborhood	18%	7	91%	3	0.0163	11
Maintenance of public buildings and facilities	9%	12	91%	4	0.0081	12
Visibility of pavement markings and street signs on Town streets	5%	14	82%	9	0.0081	13
Condition of street signs and traffic signals	5%	13	92%	1	0.0036	14

Note: The I-S Rating is calculated by multiplying the "Most Important" % by (1-'Satisfaction' %)

Most Important %:

The "Most Important" percentage represents the sum of the first, second, and third most important responses for each item. Respondents were asked to identify the items they thought should receive the most emphasis from Town leaders over the next two years.

Satisfaction %:

The "Satisfaction" percentage represents the sum of the ratings "5" and "4" excluding 'don't knows.' Respondents ranked their level of satisfaction with each of the items on a scale of 5 to 1 with "5" being Very Satisfied and "1" being Very Dissatisfied.

© 2025 DirectionFinder by ETC Institute



Tabular Data

Q1. Perceptions of Timnath. Please rate your satisfaction with each of the following.

(N=622)

	Very satisfied	Satisfied	Neutral	Dissatisfied	Very dissatisfied	Don't know
Q1-1. Overall value that you receive for your Town tax dollars & fees	9.2%	39.9%	33.6%	11.6%	2.1%	3.7%
Q1-2. Overall quality of life in Town	23.0%	59.5%	13.5%	3.4%	0.3%	0.3%
Q1-3. Overall image or reputation of Town	21.5%	54.2%	17.5%	5.1%	0.2%	1.4%
Q1-4. Overall appearance of Town	19.1%	51.4%	19.1%	10.0%	0.3%	0.0%
Q1-5. Overall quality of your neighborhood	38.3%	51.6%	6.8%	2.7%	0.3%	0.3%
Q1-6. Overall feeling of safety in Town	55.1%	40.4%	2.7%	1.4%	0.3%	0.0%
Q1-7. Overall quality of natural environment	26.2%	51.9%	16.6%	4.7%	0.5%	0.2%
Q1-8. Overall quality of built environment (design of buildings, parks, & transportation systems, etc.)	22.0%	50.5%	17.7%	8.8%	0.8%	0.2%

(WITHOUT "DON'T KNOW")**Q1. Perceptions of Timnath. Please rate your satisfaction with each of the following. (without "don't know")**

(N=622)

	Very satisfied	Satisfied	Neutral	Dissatisfied	Very dissatisfied
Q1-1. Overall value that you receive for your Town tax dollars & fees	9.5%	41.4%	34.9%	12.0%	2.2%
Q1-2. Overall quality of life in Town	23.1%	59.7%	13.5%	3.4%	0.3%
Q1-3. Overall image or reputation of Town	21.9%	55.0%	17.8%	5.2%	0.2%
Q1-4. Overall appearance of Town	19.1%	51.4%	19.1%	10.0%	0.3%
Q1-5. Overall quality of your neighborhood	38.4%	51.8%	6.8%	2.7%	0.3%
Q1-6. Overall feeling of safety in Town	55.1%	40.4%	2.7%	1.4%	0.3%
Q1-7. Overall quality of natural environment	26.2%	52.0%	16.6%	4.7%	0.5%
Q1-8. Overall quality of built environment (design of buildings, parks, & transportation systems, etc.)	22.1%	50.6%	17.7%	8.9%	0.8%

Q4. Overall Ratings of Timnath. Please rate the quality of the following.

(N=622)

	Excellent	Good	Neutral	Below average	Poor	Don't know
Q4-1. As a place to live	40.8%	54.3%	3.9%	0.8%	0.2%	0.0%
Q4-2. As a place to raise children	46.5%	35.2%	5.6%	0.2%	0.2%	12.4%
Q4-3. As a place to work	9.6%	18.2%	23.2%	10.5%	7.6%	31.0%
Q4-4. As a place to retire	24.1%	33.9%	17.5%	5.8%	3.9%	14.8%
Q4-5. As a place to visit	11.7%	26.4%	28.3%	17.7%	9.0%	6.9%

(WITHOUT "DON'T KNOW")**Q4. Overall Ratings of Timnath. Please rate the quality of the following. (without "don't know")**

(N=622)

	Excellent	Good	Neutral	Below average	Poor
Q4-1. As a place to live	40.8%	54.3%	3.9%	0.8%	0.2%
Q4-2. As a place to raise children	53.0%	40.2%	6.4%	0.2%	0.2%
Q4-3. As a place to work	14.0%	26.3%	33.6%	15.2%	11.0%
Q4-4. As a place to retire	28.3%	39.8%	20.6%	6.8%	4.5%
Q4-5. As a place to visit	12.6%	28.3%	30.4%	19.0%	9.7%

Q5. Major Town Services. Please rate your overall satisfaction with the following major services provided by the Town of Timnath.

(N=622)

	Very satisfied	Satisfied	Neutral	Dissatisfied	Very dissatisfied	Don't know
Q5-1. Overall quality of parks & recreation programs/facilities	26.4%	45.7%	17.2%	8.4%	1.0%	1.4%
Q5-2. Overall maintenance of Town streets & sidewalks	24.9%	56.9%	8.7%	7.1%	1.8%	0.6%
Q5-3. Overall enforcement of Town codes & ordinances	12.2%	46.0%	21.9%	6.9%	3.4%	9.6%
Q5-4. Overall quality of customer service you receive from Town employees	21.9%	31.4%	15.9%	2.1%	0.8%	28.0%
Q5-5. Overall quality of services provided by Town	14.6%	47.1%	25.1%	4.3%	0.2%	8.7%
Q5-6. Overall quality of police services	32.6%	41.3%	15.6%	3.9%	1.4%	5.1%
Q5-7. Overall effectiveness of Town communication with the public	26.8%	46.9%	19.0%	3.2%	1.4%	2.6%
Q5-8. Overall flow of traffic on Town streets	8.0%	33.4%	23.5%	23.6%	10.5%	1.0%
Q5-9. Overall quality of transportation safety on Town streets	11.1%	43.6%	24.1%	11.1%	3.9%	6.3%
Q5-10. Overall quality of Town's planning, building, & development review processes	8.2%	26.8%	29.7%	14.1%	7.6%	13.5%
Q5-11. Efforts to ensure your community is prepared for emergencies & disasters	4.5%	21.1%	30.9%	3.2%	1.6%	38.7%

(WITHOUT "DON'T KNOW")**Q5. Major Town Services. Please rate your overall satisfaction with the following major services provided by the Town of Timnath. (without "don't know")**

(N=622)

	Very satisfied	Satisfied	Neutral	Dissatisfied	Very dissatisfied
Q5-1. Overall quality of parks & recreation programs/facilities	26.8%	46.3%	17.5%	8.5%	1.0%
Q5-2. Overall maintenance of Town streets & sidewalks	25.1%	57.3%	8.7%	7.1%	1.8%
Q5-3. Overall enforcement of Town codes & ordinances	13.5%	50.9%	24.2%	7.7%	3.7%
Q5-4. Overall quality of customer service you receive from Town employees	30.4%	43.5%	22.1%	2.9%	1.1%
Q5-5. Overall quality of services provided by Town	16.0%	51.6%	27.5%	4.8%	0.2%
Q5-6. Overall quality of police services	34.4%	43.6%	16.4%	4.1%	1.5%
Q5-7. Overall effectiveness of Town communication with the public	27.6%	48.2%	19.5%	3.3%	1.5%
Q5-8. Overall flow of traffic on Town streets	8.1%	33.8%	23.7%	23.9%	10.6%
Q5-9. Overall quality of transportation safety on Town streets	11.8%	46.5%	25.7%	11.8%	4.1%
Q5-10. Overall quality of Town's planning, building, & development review processes	9.5%	31.0%	34.4%	16.4%	8.7%
Q5-11. Efforts to ensure your community is prepared for emergencies & disasters	7.3%	34.4%	50.4%	5.2%	2.6%

Q6. Which THREE of the services listed in Question 5 do you think are MOST IMPORTANT for the Town to provide?

Q6. Top choice	Number	Percent
Overall quality of parks & recreation programs/facilities	152	24.4 %
Overall maintenance of Town streets & sidewalks	52	8.4 %
Overall enforcement of Town codes & ordinances	15	2.4 %
Overall quality of customer service you receive from Town employees	3	0.5 %
Overall quality of services provided by Town	36	5.8 %
Overall quality of police services	119	19.1 %
Overall effectiveness of Town communication with the public	14	2.3 %
Overall flow of traffic on Town streets	64	10.3 %
Overall quality of transportation safety on Town streets	14	2.3 %
Overall quality of Town's planning, building, & development review processes	109	17.5 %
Efforts to ensure your community is prepared for emergencies & disasters	20	3.2 %
None chosen	24	3.9 %
Total	622	100.0 %

Q6. Which THREE of the services listed in Question 5 do you think are MOST IMPORTANT for the Town to provide?

Q6. 2nd choice	Number	Percent
Overall quality of parks & recreation programs/facilities	104	16.7 %
Overall maintenance of Town streets & sidewalks	79	12.7 %
Overall enforcement of Town codes & ordinances	30	4.8 %
Overall quality of customer service you receive from Town employees	11	1.8 %
Overall quality of services provided by Town	45	7.2 %
Overall quality of police services	77	12.4 %
Overall effectiveness of Town communication with the public	23	3.7 %
Overall flow of traffic on Town streets	102	16.4 %
Overall quality of transportation safety on Town streets	28	4.5 %
Overall quality of Town's planning, building, & development review processes	71	11.4 %
Efforts to ensure your community is prepared for emergencies & disasters	23	3.7 %
None chosen	29	4.7 %
Total	622	100.0 %

Q6. Which THREE of the services listed in Question 5 do you think are MOST IMPORTANT for the Town to provide?

Q6. 3rd choice	Number	Percent
Overall quality of parks & recreation programs/facilities	80	12.9 %
Overall maintenance of Town streets & sidewalks	84	13.5 %
Overall enforcement of Town codes & ordinances	28	4.5 %
Overall quality of customer service you receive from Town employees	14	2.3 %
Overall quality of services provided by Town	66	10.6 %
Overall quality of police services	60	9.6 %
Overall effectiveness of Town communication with the public	27	4.3 %
Overall flow of traffic on Town streets	65	10.5 %
Overall quality of transportation safety on Town streets	34	5.5 %
Overall quality of Town's planning, building, & development review processes	80	12.9 %
Efforts to ensure your community is prepared for emergencies & disasters	40	6.4 %
None chosen	44	7.1 %
Total	622	100.0 %

(SUM OF TOP 3 CHOICES)

Q6. Which THREE of the services listed in Question 5 do you think are MOST IMPORTANT for the Town to provide? (top 3)

Q6. Top choice	Number	Percent
Overall quality of parks & recreation programs/facilities	336	54.0 %
Overall maintenance of Town streets & sidewalks	215	34.6 %
Overall enforcement of Town codes & ordinances	73	11.7 %
Overall quality of customer service you receive from Town employees	28	4.5 %
Overall quality of services provided by Town	147	23.6 %
Overall quality of police services	256	41.2 %
Overall effectiveness of Town communication with the public	64	10.3 %
Overall flow of traffic on Town streets	231	37.1 %
Overall quality of transportation safety on Town streets	76	12.2 %
Overall quality of Town's planning, building, & development review processes	260	41.8 %
Efforts to ensure your community is prepared for emergencies & disasters	83	13.3 %
None chosen	24	3.9 %
Total	1793	

Q7. Customer Service. Have you called or visited the Town with a question, problem or complaint during the past year?

Q7. Have you called or visited Town with a question, problem or complaint during past year	Number	Percent
Yes	188	30.2 %
No	434	69.8 %
Total	622	100.0 %

Q7a. Please rate your satisfaction with each of the following.

(N=188)

	Very satisfied	Satisfied	Neutral	Dissatisfied	Very dissatisfied	Don't know
Q7a-1. How easy Town is to contact	45.7%	42.0%	8.0%	4.3%	0.0%	0.0%
Q7a-2. The way you are treated by Town employees	53.2%	34.0%	8.5%	2.7%	1.6%	0.0%
Q7a-3. Accuracy of information received from Town employees	43.1%	35.1%	14.9%	3.7%	2.1%	1.1%
Q7a-4. How well your issues are handled by Town employees	38.3%	31.4%	16.5%	8.0%	4.3%	1.6%
Q7a-5. Overall responsiveness of Town employees to requests	43.1%	33.0%	12.8%	7.4%	2.7%	1.1%

(WITHOUT "DON'T KNOW")**Q7a. Please rate your satisfaction with each of the following. (without "don't know")**

(N=188)

	Very satisfied	Satisfied	Neutral	Dissatisfied	Very dissatisfied
Q7a-1. How easy Town is to contact	45.7%	42.0%	8.0%	4.3%	0.0%
Q7a-2. The way you are treated by Town employees	53.2%	34.0%	8.5%	2.7%	1.6%
Q7a-3. Accuracy of information received from Town employees	43.5%	35.5%	15.1%	3.8%	2.2%
Q7a-4. How well your issues are handled by Town employees	38.9%	31.9%	16.8%	8.1%	4.3%
Q7a-5. Overall responsiveness of Town employees to requests	43.5%	33.3%	12.9%	7.5%	2.7%

Q8. Communication. Please rate your satisfaction with each of the following items using a scale of 1 to 5, where 5 means "Very Satisfied" and 1 means "Very Dissatisfied."

(N=622)

	Very satisfied	Satisfied	Neutral	Dissatisfied	Very dissatisfied	Don't know
Q8-1. Availability of information about Town programs & services	23.8%	46.8%	19.5%	4.0%	0.8%	5.1%
Q8-2. Town efforts to keep you informed about local issues	22.2%	45.8%	21.2%	5.6%	1.1%	4.0%
Q8-3. Quality of Town's website	17.4%	42.1%	24.1%	4.0%	0.2%	12.2%
Q8-4. Quality of Town's social media sites (e.g., Facebook, Instagram, X/ Twitter)	13.2%	30.5%	22.2%	1.8%	0.5%	31.8%
Q8-5. How well Town's communications meet your needs	18.6%	45.8%	24.6%	5.0%	0.6%	5.3%
Q8-6. Level of public involvement in Town decision-making	11.7%	29.4%	29.3%	11.7%	3.2%	14.6%

(WITHOUT "DON'T KNOW")**Q8. Communication. Please rate your satisfaction with each of the following items using a scale of 1 to 5, where 5 means "Very Satisfied" and 1 means "Very Dissatisfied." (without "don't know")**

(N=622)

	Very satisfied	Satisfied	Neutral	Dissatisfied	Very dissatisfied
Q8-1. Availability of information about Town programs & services	25.1%	49.3%	20.5%	4.2%	0.8%
Q8-2. Town efforts to keep you informed about local issues	23.1%	47.7%	22.1%	5.9%	1.2%
Q8-3. Quality of Town's website	19.8%	48.0%	27.5%	4.6%	0.2%
Q8-4. Quality of Town's social media sites (e.g., Facebook, Instagram, X/ Twitter)	19.3%	44.8%	32.5%	2.6%	0.7%
Q8-5. How well Town's communications meet your needs	19.7%	48.4%	26.0%	5.3%	0.7%
Q8-6. Level of public involvement in Town decision-making	13.7%	34.5%	34.3%	13.7%	3.8%

Q9. Please CHECK ALL the sources of information listed below that you currently use to obtain or receive information about the Town of Timnath.

Q9. Sources of information you currently use to obtain or receive Town information	Number	Percent
Town weekly email newsletters (This Week in Timnath)	359	57.7 %
Resident magazine (Timnath Neighbors, Harmony Stroll)	248	39.9 %
Town's social media sites (e.g., Facebook, Instagram, X/ Twitter)	308	49.5 %
Town website (Timnath.org)	422	67.8 %
Local news outlets	124	19.9 %
YourTimnath.org	94	15.1 %
Other	38	6.1 %
Total	1593	

Q10. From which THREE sources of information listed in Question 9 would you MOST PREFER to get information from the Town of Timnath?

Q10. Top choice	Number	Percent
Town weekly email newsletters (This Week in Timnath)	309	49.7 %
Resident magazine (Timnath Neighbors, Harmony Stroll)	36	5.8 %
Town's social media sites (e.g., Facebook, Instagram, X/ Twitter)	127	20.4 %
Town website (Timnath.org)	84	13.5 %
Local news outlets	4	0.6 %
YourTimnath.org	7	1.1 %
Other	11	1.8 %
None chosen	44	7.1 %
Total	622	100.0 %

Q10. From which THREE sources of information listed in Question 9 would you MOST PREFER to get information from the Town of Timnath?

Q10. 2nd choice	Number	Percent
Town weekly email newsletters (This Week in Timnath)	97	15.6 %
Resident magazine (Timnath Neighbors, Harmony Stroll)	68	10.9 %
Town's social media sites (e.g., Facebook, Instagram, X/ Twitter)	134	21.5 %
Town website (Timnath.org)	187	30.1 %
Local news outlets	23	3.7 %
YourTimnath.org	18	2.9 %
Other	8	1.3 %
None chosen	87	14.0 %
Total	622	100.0 %

Q10. From which THREE sources of information listed in Question 9 would you MOST PREFER to get information from the Town of Timnath?

Q10. 3rd choice	Number	Percent
Town weekly email newsletters (This Week in Timnath)	51	8.2 %
Resident magazine (Timnath Neighbors, Harmony Stroll)	58	9.3 %
Town's social media sites (e.g., Facebook, Instagram, X/ Twitter)	79	12.7 %
Town website (Timnath.org)	136	21.9 %
Local news outlets	53	8.5 %
YourTimnath.org	57	9.2 %
Other	17	2.7 %
None chosen	171	27.5 %
Total	622	100.0 %

(SUM OF TOP 3 CHOICES)**Q10. From which THREE sources of information listed in Question 9 would you MOST PREFER to get information from the Town of Timnath? (top 3)**

Q10. Top choice	Number	Percent
Town weekly email newsletters (This Week in Timnath)	457	73.5 %
Resident magazine (Timnath Neighbors, Harmony Stroll)	162	26.0 %
Town's social media sites (e.g., Facebook, Instagram, X/ Twitter)	340	54.7 %
Town website (Timnath.org)	407	65.4 %
Local news outlets	80	12.9 %
YourTimnath.org	82	13.2 %
Other	36	5.8 %
None chosen	44	7.1 %
Total	1608	

Q11. Safety and Security. Please rate your feeling of safety in the following situations in the Town using a scale of 1 to 5, where 5 means "Very Safe" and 1 means "Very Unsafe."

(N=622)

	Very safe	Safe	Neutral	Unsafe	Very unsafe	Don't know
Q11-1. Overall feeling of safety in your community	57.9%	38.7%	2.1%	0.5%	0.2%	0.6%
Q11-2. In community parks	49.8%	43.7%	3.4%	0.3%	0.0%	2.7%
Q11-3. In retail areas	35.5%	46.5%	10.1%	1.3%	0.3%	6.3%
Q11-4. In Old Town Timnath	40.8%	43.7%	7.9%	0.0%	0.2%	7.4%
Q11-5. In your neighborhood at night	50.2%	44.5%	3.9%	0.5%	0.2%	0.8%
Q11-6. In your neighborhood during the day	67.7%	29.9%	1.1%	0.3%	0.0%	1.0%

(WITHOUT "DON'T KNOW")

Q11. Safety and Security. Please rate your feeling of safety in the following situations in the Town using a scale of 1 to 5, where 5 means "Very Safe" and 1 means "Very Unsafe." (without "don't know")

(N=622)

	Very safe	Safe	Neutral	Unsafe	Very unsafe
Q11-1. Overall feeling of safety in your community	58.3%	39.0%	2.1%	0.5%	0.2%
Q11-2. In community parks	51.2%	45.0%	3.5%	0.3%	0.0%
Q11-3. In retail areas	37.9%	49.6%	10.8%	1.4%	0.3%
Q11-4. In Old Town Timnath	44.1%	47.2%	8.5%	0.0%	0.2%
Q11-5. In your neighborhood at night	50.6%	44.9%	3.9%	0.5%	0.2%
Q11-6. In your neighborhood during the day	68.3%	30.2%	1.1%	0.3%	0.0%

Q12. Public Safety. Please rate your satisfaction with each of the following.

(N=622)

	Very satisfied	Satisfied	Neutral	Dissatisfied	Very dissatisfied	Don't know
Q12-1. Efforts by police in your community to prevent crime	34.9%	43.7%	9.8%	1.0%	0.5%	10.1%
Q12-2. Enforcement of local traffic laws	25.1%	45.0%	13.0%	8.2%	3.4%	5.3%
Q12-3. How quickly ambulance & emergency medical services personnel respond to emergencies	20.1%	20.3%	6.8%	0.6%	0.2%	52.1%
Q12-4. How quickly fire services personnel respond to emergencies	19.6%	20.3%	6.1%	0.0%	0.2%	53.9%
Q12-5. How quickly police respond to emergencies	20.4%	20.4%	6.8%	0.6%	0.3%	51.4%
Q12-6. Overall quality of emergency medical & ambulance services	20.3%	21.7%	7.1%	0.3%	0.2%	50.5%
Q12-7. Overall quality of fire services	22.3%	23.2%	7.4%	0.0%	0.3%	46.8%
Q12-8. Overall quality of police services	26.2%	32.0%	10.6%	2.1%	0.8%	28.3%
Q12-9. Visibility of police in commercial or retail areas	28.0%	40.0%	18.2%	2.9%	0.5%	10.5%
Q12-10. Visibility of police in neighborhoods	35.7%	41.5%	14.8%	3.7%	1.1%	3.2%

(WITHOUT "DON'T KNOW")**Q12. Public Safety. Please rate your satisfaction with each of the following. (without "don't know")**

(N=622)

	Very satisfied	Satisfied	Neutral	Dissatisfied	Very dissatisfied
Q12-1. Efforts by police in your community to prevent crime	38.8%	48.7%	10.9%	1.1%	0.5%
Q12-2. Enforcement of local traffic laws	26.5%	47.5%	13.8%	8.7%	3.6%
Q12-3. How quickly ambulance & emergency medical services personnel respond to emergencies	41.9%	42.3%	14.1%	1.3%	0.3%
Q12-4. How quickly fire services personnel respond to emergencies	42.5%	43.9%	13.2%	0.0%	0.3%
Q12-5. How quickly police respond to emergencies	42.1%	42.1%	13.9%	1.3%	0.7%
Q12-6. Overall quality of emergency medical & ambulance services	40.9%	43.8%	14.3%	0.6%	0.3%
Q12-7. Overall quality of fire services	42.0%	43.5%	13.9%	0.0%	0.6%
Q12-8. Overall quality of police services	36.5%	44.6%	14.8%	2.9%	1.1%
Q12-9. Visibility of police in commercial or retail areas	31.2%	44.7%	20.3%	3.2%	0.5%
Q12-10. Visibility of police in neighborhoods	36.9%	42.9%	15.3%	3.8%	1.2%

Q13. Which THREE of the public safety services listed in Question 12 do you think are MOST IMPORTANT for the Town to provide?

Q13. Top choice	Number	Percent
Efforts by police in your community to prevent crime	240	38.6 %
Enforcement of local traffic laws	42	6.8 %
How quickly ambulance & emergency medical services personnel respond to emergencies	92	14.8 %
How quickly fire services personnel respond to emergencies	26	4.2 %
How quickly police respond to emergencies	47	7.6 %
Overall quality of emergency medical & ambulance services	19	3.1 %
Overall quality of fire services	13	2.1 %
Overall quality of police services	40	6.4 %
Visibility of police in commercial or retail areas	17	2.7 %
Visibility of police in neighborhoods	46	7.4 %
None chosen	40	6.4 %
Total	622	100.0 %

Q13. Which THREE of the public safety services listed in Question 12 do you think are MOST IMPORTANT for the Town to provide?

Q13. 2nd choice	Number	Percent
Efforts by police in your community to prevent crime	53	8.5 %
Enforcement of local traffic laws	49	7.9 %
How quickly ambulance & emergency medical services personnel respond to emergencies	107	17.2 %
How quickly fire services personnel respond to emergencies	91	14.6 %
How quickly police respond to emergencies	69	11.1 %
Overall quality of emergency medical & ambulance services	52	8.4 %
Overall quality of fire services	23	3.7 %
Overall quality of police services	41	6.6 %
Visibility of police in commercial or retail areas	38	6.1 %
Visibility of police in neighborhoods	50	8.0 %
None chosen	49	7.9 %
Total	622	100.0 %

Q13. Which THREE of the public safety services listed in Question 12 do you think are MOST IMPORTANT for the Town to provide?

Q13. 3rd choice	Number	Percent
Efforts by police in your community to prevent crime	53	8.5 %
Enforcement of local traffic laws	21	3.4 %
How quickly ambulance & emergency medical services personnel respond to emergencies	93	15.0 %
How quickly fire services personnel respond to emergencies	78	12.5 %
How quickly police respond to emergencies	98	15.8 %
Overall quality of emergency medical & ambulance services	57	9.2 %
Overall quality of fire services	28	4.5 %
Overall quality of police services	39	6.3 %
Visibility of police in commercial or retail areas	31	5.0 %
Visibility of police in neighborhoods	60	9.6 %
None chosen	64	10.3 %
Total	622	100.0 %

(SUM OF TOP 3 CHOICES)

Q13. Which THREE of the public safety services listed in Question 12 do you think are MOST IMPORTANT for the Town to provide? (top 3)

Q13. Top choice	Number	Percent
Efforts by police in your community to prevent crime	346	55.6 %
Enforcement of local traffic laws	112	18.0 %
How quickly ambulance & emergency medical services personnel respond to emergencies	292	46.9 %
How quickly fire services personnel respond to emergencies	195	31.4 %
How quickly police respond to emergencies	214	34.4 %
Overall quality of emergency medical & ambulance services	128	20.6 %
Overall quality of fire services	64	10.3 %
Overall quality of police services	120	19.3 %
Visibility of police in commercial or retail areas	86	13.8 %
Visibility of police in neighborhoods	156	25.1 %
None chosen	40	6.4 %
Total	1753	

Q14. City Growth. Please rate your satisfaction with each of the following items using a scale of 1 to 5, where 5 means "Very Satisfied" and 1 means "Very Dissatisfied."

(N=622)

	Very satisfied	Satisfied	Neutral	Dissatisfied	Very dissatisfied	Don't know
Q14-1. Rate of growth in Timnath	8.0%	32.2%	26.0%	22.2%	10.6%	1.0%
Q14-2. Diversity of business development	2.9%	13.7%	21.2%	38.6%	19.1%	4.5%
Q14-3. Quality of residential development	10.5%	40.7%	26.8%	14.5%	5.3%	2.3%
Q14-4. Growth management/annexations	5.3%	22.0%	32.8%	16.9%	8.2%	14.8%
Q14-5. Preservation of open space or other natural areas	13.3%	41.3%	22.8%	13.5%	4.5%	4.5%

(WITHOUT "DON'T KNOW")

Q14. City Growth. Please rate your satisfaction with each of the following items using a scale of 1 to 5, where 5 means "Very Satisfied" and 1 means "Very Dissatisfied." (without "don't know")

(N=622)

	Very satisfied	Satisfied	Neutral	Dissatisfied	Very dissatisfied
Q14-1. Rate of growth in Timnath	8.1%	32.5%	26.3%	22.4%	10.7%
Q14-2. Diversity of business development	3.0%	14.3%	22.2%	40.4%	20.0%
Q14-3. Quality of residential development	10.7%	41.6%	27.5%	14.8%	5.4%
Q14-4. Growth management/annexations	6.2%	25.8%	38.5%	19.8%	9.6%
Q14-5. Preservation of open space or other natural areas	14.0%	43.3%	23.9%	14.1%	4.7%

Q15. Do you think the growth rate in Timnath is...

Q15. What do you think of growth rate in Timnath	Number	Percent
Too fast	298	47.9 %
Just right	228	36.7 %
Too slow	44	7.1 %
Don't know	52	8.4 %
Total	622	100.0 %

(WITHOUT "DON'T KNOW")**Q15. Do you think the growth rate in Timnath is... (without "don't know")**

Q15. What do you think of growth rate in Timnath	Number	Percent
Too fast	298	52.3 %
Just right	228	40.0 %
Too slow	44	7.7 %
Total	570	100.0 %

Q16. Housing. Please rate your satisfaction with the items below using a scale of 1 to 5, where 5 means "Very Satisfied" and 1 means "Very Dissatisfied."

(N=622)

	Very satisfied	Satisfied	Neutral	Dissatisfied	Very dissatisfied	Don't know
Q16-1. Availability of housing options by price range	8.2%	32.3%	28.3%	18.2%	3.1%	10.0%
Q16-2. Availability of a range of housing types (e.g., apartments, townhomes, condos, duplexes, single family)	11.3%	38.7%	28.8%	9.3%	2.9%	9.0%
Q16-3. Efforts of Town to expand & preserve housing that is affordable	5.5%	19.3%	34.7%	15.1%	5.9%	19.5%

(WITHOUT "DON'T KNOW")**Q16. Housing. Please rate your satisfaction with the items below using a scale of 1 to 5, where 5 means "Very Satisfied" and 1 means "Very Dissatisfied." (without "don't know")**

(N=622)

	Very satisfied	Satisfied	Neutral	Dissatisfied	Very dissatisfied
Q16-1. Availability of housing options by price range	9.1%	35.9%	31.4%	20.2%	3.4%
Q16-2. Availability of a range of housing types (e. g., apartments, townhomes, condos, duplexes, single family)	12.4%	42.6%	31.6%	10.2%	3.2%
Q16-3. Efforts of Town to expand & preserve housing that is affordable	6.8%	24.0%	43.1%	18.8%	7.4%

Q17. How would you rate the overall quality of Downtown Timnath (Old Town)?

Q17. How would you rate overall quality of downtown Timnath (Old Town)	Number	Percent
Very good	27	4.3 %
Good	148	23.8 %
Neutral	154	24.8 %
Poor	227	36.5 %
Very poor	50	8.0 %
Not provided	16	2.6 %
Total	622	100.0 %

(WITHOUT "NOT PROVIDED")**Q17. How would you rate the overall quality of Downtown Timnath (Old Town)? (without "not provided")**

Q17. How would you rate overall quality of downtown Timnath (Old Town)	Number	Percent
Very good	27	4.5 %
Good	148	24.4 %
Neutral	154	25.4 %
Poor	227	37.5 %
Very poor	50	8.3 %
Total	606	100.0 %

Q18. In the last 12 months, how many times have you or a member of your household visited Downtown Timnath (Old Town)?

Q18. How many times have your household members visited downtown Timnath (Old Town)	Number	Percent
A couple times a week	45	7.2 %
At least weekly	85	13.7 %
At least once a month	196	31.5 %
A few times a year	240	38.6 %
Never	50	8.0 %
Not provided	6	1.0 %
Total	622	100.0 %

(WITHOUT "NOT PROVIDED")

Q18. In the last 12 months, how many times have you or a member of your household visited Downtown Timnath (Old Town)? (without "not provided")

Q18. How many times have your household members visited downtown Timnath (Old Town)	Number	Percent
A couple times a week	45	7.3 %
At least weekly	85	13.8 %
At least once a month	196	31.8 %
A few times a year	240	39.0 %
Never	50	8.1 %
Total	616	100.0 %

Q19. Rate your level of agreement with the following statement: I would support the Town of Timnath allocating funds and staff time to revitalize Old Town/Downtown Timnath, including attracting more businesses and services.

Q19. I would support Town of Timnath allocating funds & staff time to revitalize Old Town/Downtown Timnath, including attracting more businesses & services	Number	Percent
Strongly agree	289	46.5 %
Agree	206	33.1 %
Neutral	59	9.5 %
Disagree	30	4.8 %
Strongly disagree	28	4.5 %
Not provided	10	1.6 %
Total	622	100.0 %

(WITHOUT "NOT PROVIDED")

Q19. Rate your level of agreement with the following statement: I would support the Town of Timnath allocating funds and staff time to revitalize Old Town/Downtown Timnath, including attracting more businesses and services. (without "not provided")

Q19. I would support Town of Timnath allocating
funds & staff time to revitalize Old Town/
Downtown Timnath, including attracting more
businesses & services

	Number	Percent
Strongly agree	289	47.2 %
Agree	206	33.7 %
Neutral	59	9.6 %
Disagree	30	4.9 %
Strongly disagree	28	4.6 %
Total	612	100.0 %

Q20. Reasons to Live in Timnath. Several reasons for deciding where to live are listed below. Using a scale of 1 to 3, with 3 being "Very Important" and 1 being "Not Important," please rate how important each reason is to your decision to live in Timnath.

(N=622)

	Very important	Moderately important	Not important	Not provided
Q20-1. Small town feel	55.3%	32.2%	10.9%	1.6%
Q20-2. Quality of public schools	73.5%	12.4%	8.5%	5.6%
Q20-3. Employment opportunities	12.4%	37.0%	44.2%	6.4%
Q20-4. Types of housing	39.7%	40.5%	16.9%	2.9%
Q20-5. Affordability of housing	32.2%	42.4%	21.4%	4.0%
Q20-6. Availability of parks & recreation opportunities	76.5%	19.0%	2.1%	2.4%
Q20-7. Near family or friends	34.6%	33.3%	26.5%	5.6%
Q20-8. Safety & security	87.9%	9.5%	1.1%	1.4%
Q20-9. Availability of transportation options	14.3%	37.3%	43.7%	4.7%
Q20-10. Proximity to Downtown Fort Collins	31.5%	41.6%	24.1%	2.7%
Q20-11. Ease of access to Metro Denver	21.4%	40.0%	35.2%	3.4%
Q20-12. Library services & programs	26.0%	39.9%	29.9%	4.2%
Q20-13. Things to do (entertainment, recreation, dining, etc.)	54.8%	34.2%	8.4%	2.6%
Q20-14. Places to shop	39.9%	44.2%	13.3%	2.6%
Q20-15. Convenient services (medical, financial, gas, groceries)	63.7%	28.6%	5.9%	1.8%

(WITHOUT "NOT PROVIDED")

Q20. Reasons to Live in Timnath. Several reasons for deciding where to live are listed below. Using a scale of 1 to 3, with 3 being "Very Important" and 1 being "Not Important," please rate how important each reason is to your decision to live in Timnath. (without "not provided")

(N=622)

	Very important	Moderately important	Not important
Q20-1. Small town feel	56.2%	32.7%	11.1%
Q20-2. Quality of public schools	77.9%	13.1%	9.0%
Q20-3. Employment opportunities	13.2%	39.5%	47.3%
Q20-4. Types of housing	40.9%	41.7%	17.4%
Q20-5. Affordability of housing	33.5%	44.2%	22.3%
Q20-6. Availability of parks & recreation opportunities	78.4%	19.4%	2.1%
Q20-7. Near family or friends	36.6%	35.3%	28.1%
Q20-8. Safety & security	89.2%	9.6%	1.1%
Q20-9. Availability of transportation options	15.0%	39.1%	45.9%
Q20-10. Proximity to Downtown Fort Collins	32.4%	42.8%	24.8%
Q20-11. Ease of access to Metro Denver	22.1%	41.4%	36.4%
Q20-12. Library services & programs	27.2%	41.6%	31.2%
Q20-13. Things to do (entertainment, recreation, dining, etc.)	56.3%	35.1%	8.6%
Q20-14. Places to shop	40.9%	45.4%	13.7%
Q20-15. Convenient services (medical, financial, gas, groceries)	64.8%	29.1%	6.1%

Q21. Which THREE of the items listed in Question 20 will have the biggest impact on your reasons for staying in Timnath?

Q21. Top choice	Number	Percent
Small town feel	171	27.5 %
Quality of public schools	94	15.1 %
Employment opportunities	5	0.8 %
Types of housing	10	1.6 %
Affordability of housing	25	4.0 %
Availability of parks & recreation opportunities	51	8.2 %
Near family or friends	40	6.4 %
Safety & security	76	12.2 %
Availability of transportation options	2	0.3 %
Proximity to Downtown Fort Collins	16	2.6 %
Ease of access to Metro Denver	4	0.6 %
Library services & programs	1	0.2 %
Things to do (entertainment, recreation, dining, etc.)	51	8.2 %
Places to shop	4	0.6 %
Convenient services (medical, financial, gas, groceries)	41	6.6 %
None chosen	31	5.0 %
Total	622	100.0 %

Q21. Which THREE of the items listed in Question 20 will have the biggest impact on your reasons for staying in Timnath?

Q21. 2nd choice	Number	Percent
Small town feel	57	9.2 %
Quality of public schools	65	10.5 %
Employment opportunities	4	0.6 %
Types of housing	10	1.6 %
Affordability of housing	22	3.5 %
Availability of parks & recreation opportunities	102	16.4 %
Near family or friends	18	2.9 %
Safety & security	109	17.5 %
Availability of transportation options	2	0.3 %
Proximity to Downtown Fort Collins	49	7.9 %
Ease of access to Metro Denver	13	2.1 %
Library services & programs	9	1.4 %
Things to do (entertainment, recreation, dining, etc.)	67	10.8 %
Places to shop	13	2.1 %
Convenient services (medical, financial, gas, groceries)	44	7.1 %
None chosen	38	6.1 %
Total	622	100.0 %

Q21. Which THREE of the items listed in Question 20 will have the biggest impact on your reasons for staying in Timnath?

Q21. 3rd choice	Number	Percent
Small town feel	58	9.3 %
Quality of public schools	48	7.7 %
Employment opportunities	6	1.0 %
Types of housing	14	2.3 %
Affordability of housing	16	2.6 %
Availability of parks & recreation opportunities	72	11.6 %
Near family or friends	31	5.0 %
Safety & security	92	14.8 %
Availability of transportation options	1	0.2 %
Proximity to Downtown Fort Collins	47	7.6 %
Ease of access to Metro Denver	21	3.4 %
Library services & programs	8	1.3 %
Things to do (entertainment, recreation, dining, etc.)	68	10.9 %
Places to shop	15	2.4 %
Convenient services (medical, financial, gas, groceries)	71	11.4 %
None chosen	54	8.7 %
Total	622	100.0 %

(SUM OF TOP 3 CHOICES)

Q21. Which THREE of the items listed in Question 20 will have the biggest impact on your reasons for staying in Timnath? (top 3)

Q21. Top choice	Number	Percent
Small town feel	286	46.0 %
Quality of public schools	207	33.3 %
Employment opportunities	15	2.4 %
Types of housing	34	5.5 %
Affordability of housing	63	10.1 %
Availability of parks & recreation opportunities	225	36.2 %
Near family or friends	89	14.3 %
Safety & security	277	44.5 %
Availability of transportation options	5	0.8 %
Proximity to Downtown Fort Collins	112	18.0 %
Ease of access to Metro Denver	38	6.1 %
Library services & programs	18	2.9 %
Things to do (entertainment, recreation, dining, etc.)	186	29.9 %
Places to shop	32	5.1 %
Convenient services (medical, financial, gas, groceries)	156	25.1 %
None chosen	31	5.0 %
Total	1774	

Q22. Parks and Recreation Services. Please rate your satisfaction with each of the following.

(N=622)

	Very satisfied	Satisfied	Neutral	Dissatisfied	Very dissatisfied	Don't know
Q22-1. Maintenance of Town parks	44.1%	44.9%	5.8%	1.3%	0.3%	3.7%
Q22-2. Number of Town parks	29.3%	44.7%	12.7%	8.7%	0.3%	4.3%
Q22-3. Appearance of parks & facilities	42.4%	46.1%	6.9%	1.0%	0.3%	3.2%
Q22-4. Location of Town parks	33.6%	46.1%	12.5%	3.5%	0.5%	3.7%
Q22-5. Quality of walking & biking trails	32.3%	41.6%	11.9%	9.3%	1.3%	3.5%
Q22-6. Outdoor athletic fields (baseball, soccer, softball, etc.)	17.4%	32.8%	21.7%	8.5%	1.9%	17.7%
Q22-7. Availability of information about recreation programs	12.5%	33.6%	27.7%	11.4%	1.9%	12.9%
Q22-8. Quality of recreation programs for youth	8.0%	16.7%	21.7%	8.4%	2.6%	42.6%
Q22-9. Number of parks & recreation amenities	16.7%	39.4%	21.9%	11.7%	2.6%	7.7%

(WITHOUT "DON'T KNOW")**Q22. Parks and Recreation Services. Please rate your satisfaction with each of the following. (without "don't know")**

(N=622)

	Very satisfied	Satisfied	Neutral	Dissatisfied	Very dissatisfied
Q22-1. Maintenance of Town parks	45.7%	46.6%	6.0%	1.3%	0.3%
Q22-2. Number of Town parks	30.6%	46.7%	13.3%	9.1%	0.3%
Q22-3. Appearance of parks & facilities	43.9%	47.7%	7.1%	1.0%	0.3%
Q22-4. Location of Town parks	34.9%	47.9%	13.0%	3.7%	0.5%
Q22-5. Quality of walking & biking trails	33.5%	43.2%	12.3%	9.7%	1.3%
Q22-6. Outdoor athletic fields (baseball, soccer, softball, etc.)	21.1%	39.8%	26.4%	10.4%	2.3%
Q22-7. Availability of information about recreation programs	14.4%	38.6%	31.7%	13.1%	2.2%
Q22-8. Quality of recreation programs for youth	14.0%	29.1%	37.8%	14.6%	4.5%
Q22-9. Number of parks & recreation amenities	18.1%	42.7%	23.7%	12.7%	2.8%

Q23. Timnath Reservoir. Please rate your satisfaction with each of the following.

(N=622)

	Very satisfied	Satisfied	Neutral	Dissatisfied	Very dissatisfied	Don't know
Q23-1. Maintenance, appearance, & accessibility of Timnath Reservoir	19.5%	34.1%	18.5%	8.2%	1.6%	18.2%
Q23-2. Ease of process for registering & receiving your shore, motorized, & non-motorized boat permits	17.0%	29.6%	15.8%	5.9%	1.6%	30.1%

(WITHOUT "DON'T KNOW")**Q23. Timnath Reservoir. Please rate your satisfaction with each of the following. (without "don't know")**

(N=622)

	Very satisfied	Satisfied	Neutral	Dissatisfied	Very dissatisfied
Q23-1. Maintenance, appearance, & accessibility of Timnath Reservoir	23.8%	41.7%	22.6%	10.0%	2.0%
Q23-2. Ease of process for registering & receiving your shore, motorized, & non-motorized boat permits	24.4%	42.3%	22.5%	8.5%	2.3%

Q24. How supportive would you be of a sales tax increase to develop and build a community center with weight rooms, fitness areas, lap pools, activity pool, and swim lessons as a multi-generational community hub?

Q24. How supportive would you be of a sales tax increase to develop & build a community center	Number	Percent
Very supportive	199	32.0 %
Supportive	117	18.8 %
Neutral	63	10.1 %
Slightly supportive	71	11.4 %
Not at all supportive	161	25.9 %
Not provided	11	1.8 %
Total	622	100.0 %

(WITHOUT "NOT PROVIDED")**Q24. How supportive would you be of a sales tax increase to develop and build a community center with weight rooms, fitness areas, lap pools, activity pool, and swim lessons as a multi-generational community hub? (without "not provided")**

Q24. How supportive would you be of a sales tax increase to develop & build a community center	Number	Percent
Very supportive	199	32.6 %
Supportive	117	19.1 %
Neutral	63	10.3 %
Slightly supportive	71	11.6 %
Not at all supportive	161	26.4 %
Total	611	100.0 %

Q25. Please rate how important you believe each of the following event types are to the community in Timnath.

(N=622)

	Very important	Moderately important	Not important	Not provided
Q25-1. Large-scale community-wide events (4th of July celebration, fall festivals, ice cream socials, holiday festival, etc.)	51.8%	38.4%	8.2%	1.6%
Q25-2. Smaller gatherings (movies in the park, concert series, etc.)	35.5%	46.5%	15.6%	2.4%
Q25-3. Recreation or activity-based events (fitness in the park, lawn game tournaments, etc.)	24.8%	46.1%	25.9%	3.2%
Q25-4. Education-based events (Council Chats, Citizens Academy, etc.)	24.3%	51.1%	19.9%	4.7%

(WITHOUT "NOT PROVIDED")

Q25. Please rate how important you believe each of the following event types are to the community in Timnath. (without "not provided")

(N=622)

	Very important	Moderately important	Not important
Q25-1. Large-scale community-wide events (4th of July celebration, fall festivals, ice cream socials, holiday festival, etc.)	52.6%	39.1%	8.3%
Q25-2. Smaller gatherings (movies in the park, concert series, etc.)	36.4%	47.6%	16.0%
Q25-3. Recreation or activity-based events (fitness in the park, lawn game tournaments, etc.)	25.6%	47.7%	26.7%
Q25-4. Education-based events (Council Chats, Citizens Academy, etc.)	25.5%	53.6%	20.9%

Q26. Which ONE of the event types listed below would you and/or the members of your household be MOST LIKELY TO PARTICIPATE IN?

Q26. In which event type would your household members be most likely to participate	Number	Percent
Large-scale community-wide events (4th of July celebration, fall festivals, ice cream socials, holiday festival, etc.)	355	57.1 %
Small neighborhood gatherings (movies in the park, concert series, food truck rally etc.)	162	26.0 %
Recreation or activity-based events (fitness in the park, lawn game tournaments, 5K/runs, etc.)	38	6.1 %
Education-based events (Council Chats, Citizens Academy, etc.)	30	4.8 %
None. Would not participate in any of these events	27	4.3 %
Not provided	10	1.6 %
Total	622	100.0 %

(WITHOUT "NOT PROVIDED")

Q26. Which ONE of the event types listed below would you and/or the members of your household be MOST LIKELY TO PARTICIPATE IN? (without "not provided")

Q26. In which event type would your household members be most likely to participate	Number	Percent
Large-scale community-wide events (4th of July celebration, fall festivals, ice cream socials, holiday festival, etc.)	355	58.0 %
Small neighborhood gatherings (movies in the park, concert series, food truck rally etc.)	162	26.5 %
Recreation or activity-based events (fitness in the park, lawn game tournaments, 5K/runs, etc.)	38	6.2 %
Education-based events (Council Chats, Citizens Academy, etc.)	30	4.9 %
None. Would not participate in any of these events	27	4.4 %
Total	612	100.0 %

Q28. Maintenance and Appearance of the Town. Please rate your satisfaction with each of the following.

(N=622)

	Very satisfied	Satisfied	Neutral	Dissatisfied	Very dissatisfied	Don't know
Q28-1. Accessibility of streets, sidewalks, & buildings for people with disabilities	17.2%	37.5%	13.5%	2.4%	0.2%	29.3%
Q28-2. Adequacy of Town street lighting	18.5%	54.0%	13.7%	8.2%	1.4%	4.2%
Q28-3. Appearance & condition of Town medians, rights-of-way, & public areas	24.1%	56.9%	13.0%	2.7%	0.2%	3.1%
Q28-4. Condition of major Town streets (primary streets)	23.5%	59.6%	10.3%	2.9%	1.4%	2.3%
Q28-5. Condition of sidewalks in your neighborhood	31.7%	56.4%	3.9%	4.0%	1.1%	2.9%
Q28-6. Condition of street signs & traffic signals	29.4%	60.5%	5.5%	1.4%	1.0%	2.3%
Q28-7. Condition of streets in your neighborhood (secondary streets)	27.7%	57.2%	6.6%	4.7%	1.6%	2.3%
Q28-8. Maintenance of public buildings & facilities	28.0%	52.7%	7.9%	0.5%	0.0%	10.9%
Q28-9. Mowing & trimming along streets & other public areas	26.5%	56.1%	8.8%	3.7%	0.6%	4.2%
Q28-10. Overall cleanliness of Town streets	30.9%	58.4%	6.3%	1.1%	0.8%	2.6%
Q28-11. Quality of on-street bicycle infrastructure (bike lanes/signage)	14.6%	40.4%	15.8%	11.3%	4.2%	13.8%
Q28-12. Snow removal on major Town streets	18.8%	54.7%	13.8%	6.8%	2.7%	3.2%
Q28-13. Traffic flow on major Town streets	8.8%	34.1%	19.3%	24.6%	10.0%	3.2%
Q28-14. Visibility of pavement markings & street signs on Town streets	17.7%	61.1%	14.1%	2.3%	0.8%	4.0%

(WITHOUT "DON'T KNOW")**Q28. Maintenance and Appearance of the Town. Please rate your satisfaction with each of the following.**
(without "don't know")

(N=622)

	Very satisfied	Satisfied	Neutral	Dissatisfied	Very dissatisfied
Q28-1. Accessibility of streets, sidewalks, & buildings for people with disabilities	24.3%	53.0%	19.1%	3.4%	0.2%
Q28-2. Adequacy of Town street lighting	19.3%	56.4%	14.3%	8.6%	1.5%
Q28-3. Appearance & condition of Town medians, rights-of-way, & public areas	24.9%	58.7%	13.4%	2.8%	0.2%
Q28-4. Condition of major Town streets (primary streets)	24.0%	61.0%	10.5%	3.0%	1.5%
Q28-5. Condition of sidewalks in your neighborhood	32.6%	58.1%	4.0%	4.1%	1.2%
Q28-6. Condition of street signs & traffic signals	30.1%	61.8%	5.6%	1.5%	1.0%
Q28-7. Condition of streets in your neighborhood (secondary streets)	28.3%	58.6%	6.7%	4.8%	1.6%
Q28-8. Maintenance of public buildings & facilities	31.4%	59.2%	8.8%	0.5%	0.0%
Q28-9. Mowing & trimming along streets & other public areas	27.7%	58.6%	9.2%	3.9%	0.7%
Q28-10. Overall cleanliness of Town streets	31.7%	59.9%	6.4%	1.2%	0.8%

(WITHOUT "DON'T KNOW")**Q28. Maintenance and Appearance of the Town. Please rate your satisfaction with each of the following. (without "don't know")**

	Very satisfied	Satisfied	Neutral	Dissatisfied	Very dissatisfied
Q28-11. Quality of on-street bicycle infrastructure (bike lanes/signage)	17.0%	46.8%	18.3%	13.1%	4.9%
Q28-12. Snow removal on major Town streets	19.4%	56.5%	14.3%	7.0%	2.8%
Q28-13. Traffic flow on major Town streets	9.1%	35.2%	19.9%	25.4%	10.3%
Q28-14. Visibility of pavement markings & street signs on Town streets	18.4%	63.7%	14.7%	2.3%	0.8%

Q29. Which THREE of the maintenance and appearance of the Town services listed in Question 28 do you think are MOST IMPORTANT for the Town to provide?

Q29. Top choice	Number	Percent
Accessibility of streets, sidewalks, & buildings for people with disabilities	41	6.6 %
Adequacy of Town street lighting	39	6.3 %
Appearance & condition of Town medians, rights-of-way, & public areas	36	5.8 %
Condition of major Town streets (primary streets)	117	18.8 %
Condition of sidewalks in your neighborhood	25	4.0 %
Condition of street signs & traffic signals	5	0.8 %
Condition of streets in your neighborhood (secondary streets)	25	4.0 %
Maintenance of public buildings & facilities	7	1.1 %
Mowing & trimming along streets & other public areas	16	2.6 %
Overall cleanliness of Town streets	33	5.3 %
Quality of on-street bicycle infrastructure (bike lanes/signage)	40	6.4 %
Snow removal on major Town streets	36	5.8 %
Traffic flow on major Town streets	141	22.7 %
Visibility of pavement markings & street signs on Town streets	7	1.1 %
None chosen	54	8.7 %
Total	622	100.0 %

Q29. Which THREE of the maintenance and appearance of the Town services listed in Question 28 do you think are MOST IMPORTANT for the Town to provide?

Q29. 2nd choice	Number	Percent
Accessibility of streets, sidewalks, & buildings for people with disabilities	33	5.3 %
Adequacy of Town street lighting	45	7.2 %
Appearance & condition of Town medians, rights-of-way, & public areas	40	6.4 %
Condition of major Town streets (primary streets)	62	10.0 %
Condition of sidewalks in your neighborhood	40	6.4 %
Condition of street signs & traffic signals	12	1.9 %
Condition of streets in your neighborhood (secondary streets)	54	8.7 %
Maintenance of public buildings & facilities	17	2.7 %
Mowing & trimming along streets & other public areas	26	4.2 %
Overall cleanliness of Town streets	52	8.4 %
Quality of on-street bicycle infrastructure (bike lanes/ signage)	40	6.4 %
Snow removal on major Town streets	61	9.8 %
Traffic flow on major Town streets	61	9.8 %
Visibility of pavement markings & street signs on Town streets	8	1.3 %
None chosen	71	11.4 %
Total	622	100.0 %

Q29. Which THREE of the maintenance and appearance of the Town services listed in Question 28 do you think are MOST IMPORTANT for the Town to provide?

Q29. 3rd choice	Number	Percent
Accessibility of streets, sidewalks, & buildings for people with disabilities	18	2.9 %
Adequacy of Town street lighting	24	3.9 %
Appearance & condition of Town medians, rights-of-way, & public areas	36	5.8 %
Condition of major Town streets (primary streets)	47	7.6 %
Condition of sidewalks in your neighborhood	44	7.1 %
Condition of street signs & traffic signals	11	1.8 %
Condition of streets in your neighborhood (secondary streets)	57	9.2 %
Maintenance of public buildings & facilities	30	4.8 %
Mowing & trimming along streets & other public areas	50	8.0 %
Overall cleanliness of Town streets	44	7.1 %
Quality of on-street bicycle infrastructure (bike lanes/ signage)	28	4.5 %
Snow removal on major Town streets	70	11.3 %
Traffic flow on major Town streets	52	8.4 %
Visibility of pavement markings & street signs on Town streets	13	2.1 %
None chosen	98	15.8 %
Total	622	100.0 %

(SUM OF TOP 3 CHOICES)**Q29. Which THREE of the maintenance and appearance of the Town services listed in Question 28 do you think are MOST IMPORTANT for the Town to provide? (top 3)**

Q29. Top choice	Number	Percent
Accessibility of streets, sidewalks, & buildings for people with disabilities	92	14.8 %
Adequacy of Town street lighting	108	17.4 %
Appearance & condition of Town medians, rights-of-way, & public areas	112	18.0 %
Condition of major Town streets (primary streets)	226	36.3 %
Condition of sidewalks in your neighborhood	109	17.5 %
Condition of street signs & traffic signals	28	4.5 %
Condition of streets in your neighborhood (secondary streets)	136	21.9 %
Maintenance of public buildings & facilities	54	8.7 %
Mowing & trimming along streets & other public areas	92	14.8 %
Overall cleanliness of Town streets	129	20.7 %
Quality of on-street bicycle infrastructure (bike lanes/ signage)	108	17.4 %
Snow removal on major Town streets	167	26.8 %
Traffic flow on major Town streets	254	40.8 %
Visibility of pavement markings & street signs on Town streets	28	4.5 %
None chosen	54	8.7 %
Total	1697	

Q30. Code Enforcement Services. Please rate your satisfaction with each of the following.

(N=622)

	Very satisfied	Satisfied	Neutral	Dissatisfied	Very dissatisfied	Don't know
Q30-1. Enforcement of cleanup of trash & debris on private property	12.9%	42.1%	16.9%	5.9%	2.1%	20.1%
Q30-2. Enforcement of exterior maintenance of commercial/business property	15.4%	43.6%	16.1%	2.6%	0.5%	21.9%
Q30-3. Enforcement of exterior maintenance of residential property	12.7%	41.6%	17.0%	6.3%	2.1%	20.3%
Q30-4. Enforcement of mowing & cutting of weeds on private property	10.5%	38.6%	20.3%	9.3%	3.5%	17.8%
Q30-5. Enforcement of sign regulations	10.9%	40.4%	17.8%	3.9%	0.8%	26.2%

(WITHOUT "DON'T KNOW")**Q30. Code Enforcement Services. Please rate your satisfaction with each of the following. (without "don't know")**

(N=622)

	Very satisfied	Satisfied	Neutral	Dissatisfied	Very dissatisfied
Q30-1. Enforcement of cleanup of trash & debris on private property	16.1%	52.7%	21.1%	7.4%	2.6%
Q30-2. Enforcement of exterior maintenance of commercial/business property	19.8%	55.8%	20.6%	3.3%	0.6%
Q30-3. Enforcement of exterior maintenance of residential property	15.9%	52.2%	21.4%	7.9%	2.6%
Q30-4. Enforcement of mowing & cutting of weeds on private property	12.7%	47.0%	24.7%	11.4%	4.3%
Q30-5. Enforcement of sign regulations	14.8%	54.7%	24.2%	5.2%	1.1%

Q31. To what degree, if at all, are the following a problem in Timnath?

(N=622)

	Major problem	Minor problem	Not a problem	Don't know
Q31-1. Vandalism	1.1%	18.8%	55.1%	24.9%
Q31-2. Graffiti	0.5%	13.3%	63.2%	23.0%
Q31-3. Drugs	1.9%	12.5%	34.1%	51.4%
Q31-4. Auto theft	1.3%	12.5%	43.4%	42.8%
Q31-5. Too much growth	29.7%	33.4%	30.4%	6.4%
Q31-6. Homelessness	1.8%	15.9%	53.4%	28.9%
Q31-7. Taxes are too high	40.5%	31.5%	20.9%	7.1%

(WITHOUT "DON'T KNOW")**Q31. To what degree, if at all, are the following a problem in Timnath? (without "don't know")**

(N=622)

	Major problem	Minor problem	Not a problem
Q31-1. Vandalism	1.5%	25.1%	73.4%
Q31-2. Graffiti	0.6%	17.3%	82.0%
Q31-3. Drugs	4.0%	25.8%	70.2%
Q31-4. Auto theft	2.2%	21.9%	75.8%
Q31-5. Too much growth	31.8%	35.7%	32.5%
Q31-6. Homelessness	2.5%	22.4%	75.1%
Q31-7. Taxes are too high	43.6%	33.9%	22.5%

Q32. Including yourself, how many people in your household are...

	Mean	Sum
number	3.1	1894
Under age 5	0.2	118
Ages 5-9	0.2	153
Ages 10-14	0.3	179
Ages 15-19	0.3	157
Ages 20-24	0.1	67
Ages 25-34	0.4	217
Ages 35-44	0.4	262
Ages 45-54	0.4	260
Ages 55-64	0.4	218
Ages 65-74	0.3	195
Ages 75+	0.1	68

Q33. What is your age?

Q33. Your age	Number	Percent
18-34	123	19.8 %
35-44	126	20.3 %
45-54	118	19.0 %
55-64	121	19.5 %
65+	125	20.1 %
Not provided	9	1.4 %
Total	622	100.0 %

(WITHOUT "NOT PROVIDED")**Q33. What is your age? (without "not provided")**

Q33. Your age	Number	Percent
18-34	123	20.1 %
35-44	126	20.6 %
45-54	118	19.2 %
55-64	121	19.7 %
65+	125	20.4 %
Total	613	100.0 %

Q34. Are you or any members of your family of Hispanic, Spanish, or Latino/a/x ancestry?

Q34. Are you or any members of your family of Hispanic, Spanish, or Latino/a/x ancestry	Number	Percent
Yes	28	4.5 %
No	586	94.2 %
Not provided	8	1.3 %
Total	622	100.0 %

(WITHOUT "NOT PROVIDED")**Q34. Are you or any members of your family of Hispanic, Spanish, or Latino/a/x ancestry? (without "not provided")**

Q34. Are you or any members of your family of Hispanic, Spanish, or Latino/a/x ancestry	Number	Percent
Yes	28	4.6 %
No	586	95.4 %
Total	614	100.0 %

Q34-1. How many members of your family are of Hispanic, Spanish, or Latino/a/x ancestry?

Q34-1. How many members of your family are of

Hispanic, Spanish, or Latino/a/x ancestry	Number	Percent
1	13	46.4 %
2	4	14.3 %
3	7	25.0 %
4	3	10.7 %
5	1	3.6 %
Total	28	100.0 %

Q35. Which of the following best describes your race/ethnicity?

Q35. Your race/ethnicity	Number	Percent
Asian or Asian Indian	19	3.1 %
Black or African American	10	1.6 %
American Indian or Alaska Native	2	0.3 %
White or Caucasian	542	87.1 %
Native Hawaiian or other Pacific Islander	1	0.2 %
Other	10	1.6 %
Total	584	

Q35-6. Self-describe your race/ethnicity:

Q35-6. Self-describe your race/ethnicity	Number	Percent
Mixed	2	20.0 %
Northern European	1	10.0 %
Middle Eastern	1	10.0 %
Brazilian	1	10.0 %
Mexican	1	10.0 %
Arabic	1	10.0 %
Hispanic	1	10.0 %
Multiracial	1	10.0 %
White/Latino	1	10.0 %
Total	10	100.0 %

Q36. Approximately how many years have you lived in Timnath?

Q36. How many years have you lived in Timnath	Number	Percent
0-5	331	53.2 %
6-10	195	31.4 %
11-15	76	12.2 %
16-20	10	1.6 %
21-30	1	0.2 %
31+	1	0.2 %
Not provided	8	1.3 %
Total	622	100.0 %

(WITHOUT "NOT PROVIDED")**Q36. Approximately how many years have you lived in Timnath? (without "not provided")**

Q36. How many years have you lived in Timnath	Number	Percent
0-5	331	53.9 %
6-10	195	31.8 %
11-15	76	12.4 %
16-20	10	1.6 %
21-30	1	0.2 %
31+	1	0.2 %
Total	614	100.0 %

Q37. Do you plan to retire in Timnath?

Q37. Do you plan to retire in Timnath	Number	Percent
Yes	354	56.9 %
No	164	26.4 %
Not provided	104	16.7 %
Total	622	100.0 %

(WITHOUT "NOT PROVIDED")**Q37. Do you plan to retire in Timnath? (without "not provided")**

Q37. Do you plan to retire in Timnath	Number	Percent
Yes	354	68.3 %
No	164	31.7 %
Total	518	100.0 %

Q38. Do you own or rent your current residence?

Q38. Do you own or rent your current residence	Number	Percent
Own	565	90.8 %
Rent	53	8.5 %
Not provided	4	0.6 %
Total	622	100.0 %

(WITHOUT "NOT PROVIDED")**Q38. Do you own or rent your current residence? (without "not provided")**

Q38. Do you own or rent your current residence	Number	Percent
Own	565	91.4 %
Rent	53	8.6 %
Total	618	100.0 %

Q39. Would you say your total annual household income is...

Q39. Your total annual household income	Number	Percent
Under \$75K	44	7.1 %
\$75K to \$124,999	101	16.2 %
\$125K to \$174,999	129	20.7 %
\$175K to \$224,999	119	19.1 %
\$225K+	125	20.1 %
Not provided	104	16.7 %
Total	622	100.0 %

(WITHOUT "NOT PROVIDED")**Q39. Would you say your total annual household income is... (without "not provided")**

Q39. Your total annual household income	Number	Percent
Under \$75K	44	8.5 %
\$75K to \$124,999	101	19.5 %
\$125K to \$174,999	129	24.9 %
\$175K to \$224,999	119	23.0 %
\$225K+	125	24.1 %
Total	518	100.0 %

Q40. Your gender:

Q40. Your gender	Number	Percent
Male	304	48.9 %
Female	311	50.0 %
I prefer to self-identify	1	0.2 %
Not provided	6	1.0 %
Total	622	100.0 %

(WITHOUT "NOT PROVIDED")**Q40. Your gender: (without "not provided")**

Q40. Your gender	Number	Percent
Male	304	49.4 %
Female	311	50.5 %
I prefer to self-identify	1	0.2 %
Total	616	100.0 %

Q40-3. Self-describe your gender:

Q40-3. Self-describe your gender	Number	Percent
Nonbinary	1	100.0 %
Total	1	100.0 %

Q41. What is the primary language spoken in your home?

Q41. Primary language spoken in your home	Number	Percent
English	588	94.5 %
Spanish	3	0.5 %
Other	7	1.1 %
Not provided	24	3.9 %
Total	622	100.0 %

(WITHOUT "NOT PROVIDED")**Q41. What is the primary language spoken in your home? (without "not provided")**

Q41. Primary language spoken in your home	Number	Percent
English	588	98.3 %
Spanish	3	0.5 %
Other	7	1.2 %
Total	598	100.0 %



Open-Ended Responses

Open-Ended Question Responses

Q2—"What do you like BEST about living in Timnath?"

- New amenities. Now the bike paths are connected to Ft Collins
- 1. Parks and recreation do a fine job of promoting activities. 2. Bike trails ! 3. Friendly people! 4. Great community especially for Seniors!
- 4th of July, small town feel, safety, reservoir
- A small town feel
- Access to things I and my family need.
- All of the community amenities.
- All the amazing amenities. Love the pickle ball and tennis courts! Basketball courts and the dog park is so nice! So many places to safely walk to.
- All the community functions for families
- Attracts nice people
- Bethke Elementary, small town vibe, great parks and town hosted activities, police presence / safety, within short travel distance to commercial needs.
- bike paths and walking space
- Bike trails, walking paths.
- Central location
- Central location to FTC, Loveland & Windsor. And we have a great view of the mountains in Wild Wing.
- Cheaper, quieter, safer than Fort Collins
- Clean
- Clean and quiet.
- Clean and small town feel.
- Clean, parks and residential areas
- "Cleanliness
- Safety (police are always present)"
- Cleanliness of town
- Cleanliness, parks, trails, roads. Upscale. Close to I-25.
- Close proximity to Fort Collins and businesses nearby
- Close proximity to school and the community events.
- Close to everything, but not too close. The people and standard of living.
- Close to Fort Collins and Loveland
- Close to Fort Collins and the reservoir
- close to Fort Collins and Windsor
- close to Fort Collins, Loveland and Windsor
- Close to highway
- Close to highway, Walmart, Costco, and residential amenities
- Close to I-25.
- Close to interstate, and easy to get to Windsor and Fort Collins.
- Close to the kid's elementary school. Relatively quiet. Safe. Really nice parks. Good bike/walking paths.

- Community and parks
- Community events that are family friendly. Park access and town activities.
- Community feel
- Community feel
- Community feel
- Community feeling, parks, safety.
- Community is safe, clean, and the people here care about one another. Neighbors matter and we have a good sense of community. People generally want to help each other out and work to better our community.
- Community parks like the Timnath community park and wild wing park. We also enjoy the family events
- Community, feel safe, good schools
- Community, Safety, Commerce, Opportunity, and Activity
- Connected neighborhoods via trail system, proximity to other cities/towns, sense of safety and growing diversity.
- Convenience to all of NOCO and good selection of retail.
- Convenient location, not as busy as Fort Collins
- Convenient to Denver and Fort Collins. It's well maintained, clean, and aesthetically pleasing.
- Country feel and my neighbors
- Diversity. Feeling of community.
- Easy access to shopping, minus the traffic
- Enjoy the park and walking/biking areas, mountain views. Feel safe here, and the Police department is excellent.
- environment
- Equity, town events, quick access to i25 and other neighboring towns
- Everything is modern and new
- FAIRLY QUIET
- Families
- Family atmosphere
- Family friendly
- Family friendly
- Family friendly
- Family friendly community and events put on by Timnath
- Family-friendly town. Good amenities with trails and parks. Growing number of businesses. Town seeks broad public input on a variety of questions.
- Feel save and that the police drive through the neighbor hoods and wave.
- Feeling like it not as busy as Fort Collins. The green space in my neighborhood and walkable trails.
- Feeling safe
- Feeling safe and seeing police out patrolling.
- Friendly & safe
- Friendly atmosphere
- Friendly involved residents

- Getting to know friends, smaller community feel.
- Good community to raise a family
- Good location
- GOOD POLICE AND PUBLIC WORKS
- Good quality of living and cultural environment
- Great close knit community.
- Great community, the town is smart with it's money (doesn't spend more than it makes), and there's great parks.
- Great neighborhood
- Great neighborhoods, Costco, open space and close to freeway.
- Great neighborhoods, nice parks for a town this size, the trail system is improving with Timnath reservoir and the connections to Poudre River bike trails
- Great neighbors, safe for my kids and close enough to everything.
- Great schools, good neighborhoods and safe.
- Growing amenities and increasing value of upper end housing
- Harmony Club and it's safe
- Harmony Club Neighborhoods
- Harmony neighborhood.
- HAVING ACCESS TO CITY AMENITIES (FT COLLINS) AND ALSO RURAL ENVIRONMENT
- Hidden gem
- Housing affordability
- How quiet and peaceful it is.
- I actually like what appears to be a building code that requires similar architecture and feel throughout the new developments. It appears as though our government leaders are overseeing the image of the town, however, it would be nice to see them put in a better balance of retail versus residential.
- I appreciate the biking and walking trails throughout town and access to a number of quality businesses.
- I enjoy the feeling of community and how connected the sidewalks and trails are.
- I feel safe both from crime and political extremism like in Fort Collins.
- I feel safe here
- I like how maintained the city is. I really hope it stays clean and safe.
- I like living in a small community of my own. Its not congested like Fort Collins.
- I like our house, trails
- I like that it is a relatively quiet and smaller town to live in and raise a family.
- I like that it is away from the bigger town of Fort Collins.
- I like that it's not crowded.
- I like that there is a maintenance plan like fence, concrete, etc.
- I like that there is lot of biking trails.
- I like the family friendly atmosphere and how safe it feels
- I like the friendly environment and the quality of the community spaces.
- I like the location to Fort Collins, yet away from the hustle of it.
- I like the parks, trails, and safety the town of Timnath provides for our family.

- I like the proximity of Fort Collins but yet the rural feeling.
- I like the proximity of my home to my kids school - Timnath MHS. They can walk or bike to school.
- I like the rural yet close to a bigger city feeling.
- I like the small community with access to the wider area of Ft Collins.
- I like the way the community embraces building an equitable and safe environment for the town and neighbors.
- I love being just outside of town (Fort Collins) and having a little bit of a smaller feel and less congestion of the surrounding busy town but being close enough that it's a short drive to Fort Collins, Windsor, Loveland, Johnstown shopping centers and restaurants. I feel we have a good sense of security with our police officer's presence.
- I love our house that we were able to build in Timnath, the views of the mountains are beautiful and I'm happy we have a bike trail system now
- I love that it is safe, removed from Fort Collins, and the neighborhoods are beautiful with lots of grass, parks, and trails.
- I love the feel of Timnath but that means we need to invest into the old downtown area of Timnath. It is a little jewel that we need to protect and develop.
- I love the hometown feel, the spring/fall clean up, the pools and playgrounds, the walking and biking trails, the cleanliness of the town, and the quality of life we enjoy here.
- I love the small town but access to bigger town but it would be great if we had more and better options for everything so we didn't have to leave
- I love the small town feel and hoping the town is courting smaller businesses that share those values. Also our outdoor spaces make living here wonderful.
- I love the small town feel. I hope it doesn't keep growing, that was one of the reason's we picked Timnath, because of the community.
- I love the smallish town feel, knowing your neighbors, and the feeling of being part of a community. I love our parks and Bethke elementary.
- Interconnecting trails and easy access to Interstate and fort collins
- Investment in parks
- It has a great elementary school.
- It is a quiet community and you feel like you truly get the opportunity to know your neighbors. The town events are truly special.
- It is clean ,safe and family friendly
- It is NOT Fort Collins!!!
- It is quiet
- It is quiet and feels safe.
- It is still a quiet town and safe to live in.
- It still feels like small town with many of the amenities of big town. excellent community outreach with various festivals and such. Plenty of walking paths, and parks for the kids. Part of a decent school district.
- It still has a small town feel
- It used to be a small town with friendly neighbors.

- It's a clean town with very nice neighborhoods that have wide sidewalks with grassy areas and really nice parks.
- It's central location for all things northern Colorado. Great schools.
- It's family friendly, it's safe and I feel proud of my neighborhood
- It's nice, clean, homeless free! My children feel safe here. We love our neighbors and the neighborhood pool and park but wish we had a place like a rec center that has a year round pool and hot tub.
- It's pretty, well maintained, safe, and we love the Fourth of July celebration
- It's proximity to Fort Collins and the interstate
- It's quiet in a small town a close proximity to cities. People are pretty friendly here.
- It's small and safe. Great schools
- It's a quiet town with nice subdivision and shopping
- It's a quiet, safe town with plenty of amenities nearby.
- It's peaceful to walk around in and bike around in
- It's quiet, and has good essentials shopping nearby.
- It's small, quaint, and there's space
- Just enjoying being a part of it's growth.
- Kid friendly neighborhoods
- Less traffic than larger cities, still had a small town feel.
- Limited government regulations.
- Living in the best little town in Colorado.
- living near the park
- Location
- Location
- Location
- Location
- Location
- Location
- Location as well as wonderfully planned zoning.
- Location is great and I appreciate the community events. The town cleanups are what I appreciate the most. It allows the citizens to clean up and keep their property clean of items that are typically not taken with normal trash pickup or put off due to inconvenience. I believe this helps keep a clean and nice neighborhood.
- Location relative to outdoor activity
- Location to I25, Fort Collins. I live in Old Town and it's awesome.
- Location, quiet, charming town feel.
- Location, safety
- Location: Natural environment, but also close to nice amenities in Fort Collins, Windsor, Loveland, etc.
- Lots of families, parks and ponds to fish.
- Lots of walking and biking paths
- Love living by the reservoir and having the walking path almost completed.
- Love the small community feel and all of the events!

- Love the small town feel
- My Harmony Club neighborhood.
- My home backs to open space and I have nice neighbors.
- My neighborhood
- My neighborhood
- My neighborhood
- Natural areas
- Nature all around. Hopefully Timnath doesn't become too overrun with just housing. Great parks for families!
- Neighborhood designs and growing connectedness by bike paths
- Neighborhood environment. Park spaces.
- Neighbors
- Neighbors
- Nice area
- nice neighborhoods with access to Fort Collins for cultural & CSU sports. Also enjoy the bike/walking paths that connect to other parts of the county
- nice people
- nice people
- No problematic, low income, facilities, homeless, food, banks, halfway houses, section 8, etc.
- Not crowded.
- Obvious active police presence
- Old town Timnath.
- Open areas
- Open Spaces
- Open spaces and sidewalks. Looking forward to having all neighborhoods sidewalk connected
- Our neighborhood of Wild Wing and Timnath reservoir.
- Our neighbors.
- Our view
- Outdoor opportunities and safety.
- Overall governance of the Town.
- Parks
- Parks
- Parks and pools
- Parks facilities
- Parks, Bike Paths, well designed community.
- Parks, nice neighborhoods, trails
- Parks, pools, walking paths
- peacefulness
- peacefulness
- People
- Playgrounds for kids
- Police and safety.
- Police function and presence is a must!

- Positive growth of community and proximity to Fort Collins
- Potential
- Pretty quiet.
- Proximity to a good school.
- Proximity to a lot of things and places I want to be in. Small town feel.
- Proximity to all of Northern Colorado and there is still some open space.
- PROXIMITY TO CO OUTDOOR SPACES BUT NOT ENOUGH CONNECTIONS FOR BIKE LANES
- Proximity to entertainment/dining in other towns.
- Proximity to Fort Collins and neighbors on our block
- Proximity to Fort Collins, Timnata Ranch
- Proximity to larger towns but small feel
- Proximity to natural areas/highway/shopping/events
- Proximity to schools and our own community
- Quality of life here
- Quality of life, quiet, safe, peaceful environment, with good sense of community
- QUALITY OF LIFE, RURAL ATMOSPHERE
- Quiet
- Quiet
- Quiet and out of the way while being close enough to the freeway and more amenities in Fort Collins and the schools.
- Quiet and safe
- Quiet and safe neighborhoods. The overall quality of amenities (trails, parks, shopping, and planning) are nice and well kept.
- Quiet and secure. Love the new Wildwing park.
- Quiet and small town feel of downtown with the post office
- Quiet country feeling
- Quiet neighborhood and safe
- Quiet neighborhood, nice parks.
- Quiet small town
- Quiet town atmosphere
- QUIET, FRIENDLY
- Quiet, green spaces
- Quiet, safe, and clean.
- QUIET, SAFETY, UPKEEP OF AREA
- Quiet, the birds are cool
- Quite nice residential areas
- quite, safe
- Quite, small town, cleanliness, safety, great neighborhood school in Bethke, community events, and close net neighbors.
- Relatively small-town feeling with restaurants, shopping, and amenities within 5-10 minute drive.
- Remaining semi rural
- Reservoir

- Residents
- Retained sense of rural/agricultural heritage; proximity to Fort Collins; GENERAL layout of neighborhoods and public spaces, overall pace of community life; presence of the Poudre River
- Rural feeling
- rural natural feel
- Safe and quiet neighborhoods with a very strong sense of community
- Safe to raise our family. Clean roads and facilities. Zero tolerance on transients passing through.
- Safe town
- Safe, slow residential streets, festivals,
- Safety
- Safety
- Safety
- Safety
- Safety and constant police visibility. Great out of Fort Collins but close to Fort Collins and interstate access.
- Safety and small town feel.
- Safety, convenience, neighborhood
- Safety, landscape, parks
- Safety, sense of community
- Safety, small town field
- Safety, views, neighbors
- Safety. Trails. Parks.
- Schools and community
- semi-urban environment
- Sense of community
- "Sense of community
- Views of mountains"
- Sense of community.
- "Simple lifestyle and the heavy commercial and retail drivers in the community are clustered around I-25 and Harmony. Giving reprieve to more legacy portions of the community to be more quaint and unique.
- Open space, activity locations (lakes) and available parks. Incredible.
- Timnath Beerwerks, Timnath Presbyterian, and The Hidden Stem are integral anchors in the downtown. "
- Slow pace
- Small and friendly community.
- Small and quiet town
- Small community and near all amenities
- Small town
- Small town
- Small town
- Small town and I feel safe.
- Small town atmosphere, but many amenities.

- Small town but growing!
- Small town charm
- Small town community
- Small town community feel. Beautiful and well-maintained.
- Small town environment
- Small town feel
- Small town feel
- Small town feel
- Small town feel
- Small town feel
- Small town feel
- Small town feel but close to everything
- Small town feel, great sense of community
- small town feel, lots of amenities
- Small town living
- small town vibe
- Small town, quiet, safe
- Small town, school systems
- SMALL TOWN/COMMUNITY FEEL
- Small, quiet town, looking to plan for the future. Good location.
- Smaller than Fort Collins.
- Smaller town close to large town amenities.
- Smaller town. Great neighbors. Access. Parks (but want more).
- Smaller, clean community
- Smallness
- Small-town community feel.
- Still a small quaint town! If they stop building condos
- STILL NOT VERY CROWDED
- Still quite. Still safe
- That it isn't Fort Collins. We're far enough away where the homeless aren't seeping into the neighborhood, crime is still low enough to not be worried, homes are maintained, and the City is still small enough to have a handle on appearance, maintenance, homeowners satisfaction.
- That it still has a somewhat small town feel even though housing development is completely out of control.
- That its far enough away from fort collins and quiet but close enough to get to downtown in 15 minutes
- The availability of biking, walking and the overall feeling of safety.
- The best part of living in Timnath is the culture.
- The cleanliness and safety of the neighborhood.
- The close-knit, community feel and the rec amenities.
- The communication from the town about the work of the government and events offered. I feel safe seeing the Police Department and the work they do to keep us safe.
- The community and people of Timnath, potential in downtown to build even more community!

- The community and small town feel. The community events are fun too...I wish there were exclusive to Timnath residents and their friends/family though as they have gotten so crowded and it is our tax money that's putting the events on.
- The community, parks, family oriented living and activities
- The community, school, overall great people.
- The family environment.
- The feeling of being close to shopping, dining, activities, etc. but still feeling in the country.
- The feeling of community, and the festivals.
- The feeling of safety
- The feeling of safety from my community
- The harmony club area, Timnath beerworks, The people
- The location
- the neighborhood
- The neighborhood are amazing, love the events
- The neighborhood feel and a safe environment I can raise our family in.
- The neighborhoods are well built, and access to Northern Colorado communities is great.
- The neighbors and the vast network of local walking trails and sidewalks ...
- The open space
- The open space areas and bird viewings
- The overall feel
- The overall feel of Timnath feels like a rural area, even though it's close to all the conveniences of stores, etc. Love the openness of land -- currently it's not too overbuilt.
- The park and all it offers! The Schools, The trails
- The parks for kids and clean facilities
- The parks for the kids
- The parks in the neighborhood are great, we like all the paths and sidewalks there are to walk, we like how maintained (landscaping) the neighborhood is.
- The parks, there are a lot of great ones in Timnath.
- The people
- The people
- The people and elementary school. Wish I could say the same for the middle/high but not convinced that is good yet
- The people and proximity to neighboring towns
- The people and small town community feel. I like the great walking trails too. Oh, and the town events!
- the people in our neighborhood
- The people in our neighborhood.
- The people who live here
- The quantity and quality of parks, trails, and playgrounds.
- The quiet and the friendliness. The access to trails.
- The quiet neighborhood and the views of the front range.
- the quiet, the wildlife, our neighborhood (Wild Wing), the trails
- The quietness. Let's keep it a small town!

- The relaxing peace and quiet.
- The reservoir when full, Costco
- The rural location and environment is the biggest positive of living in Timnath
- The sense of community.
- The sense of small-town community
- The size of the community yet appreciate attracting some new businesses.
- the size, The town government.
- The small community feel and a sense of safety/security.
- The small community size
- The small town atmosphere and the conservative nature compared to Fort Collins.
- The small town feel
- The small town feel and hoping to keep it smallish.
- The small town feel and the views
- The small town feel next to a big city
- The small town feel, close to farm land and open space.
- The smaller town feel. And the kind people. I like having parks to take my kids too.
- The town being inclusive and seeking input from the community through surveys like this one.
- The town consistently has higher standards for residential and commercial developments than any of the neighboring communities.
- The town is safe and clean. There is an overall sense of community.
- The town is very safe. The built environment (buildings, roads) are high quality. It has a small town feel and friendly neighbors.
- The view of the Front Range
- The walking trails and close to I25
- Timnath Beerwerks
- Timnath events, great parks, great schools.
- Timnath has a strong sense of community, and I value the Town's commitment to community engagement, inclusivity, and safety.
- Timnath is very safe. Our neighbors take care of their property, people are friendly. Stores are close by. Wide sidewalks.
- Timnath Ranch. An abundant open areas between and around houses. Great sidewalks make the neighborhood super walkable. Space is well-maintained. Love the summer flower beds.
- Timnath Reservoir and park area
- Timnath WAS a small town, safe, where you could have your packs in your porch, keep your garage door open, your front door unlocked, kids could play outside but the city is not the same, unfortunately.
- Timnath's local businesses and history as a rural community.
- Town events, kid friendly
- town planning is excellent
- town's planning toward improvement
- trails, open places to walk
- Used to like being out of the busy city.
- Very safe and very quiet.

- View of the mountains.
- Walkable parks
- Walking paths
- Was a small farm town
- Was the small town feeling
- We just moved to town so we're new here! But we love how quiet and peaceful our neighborhood is.
- We like the relatively slow lifestyle of a small town.
- We love our neighborhood, Wild Wing.
- Well connected to Harmony and I-25. Good views of the mountains and lots of parks.
- What I like best is quickly fading, which is the small town feel.
- Wide sidewalks and lots of walking/biking options

Q3—"What do you like LEAST about living in Timnath?"

- 1- PROPERTY TAXES, 2- HOA fees , 3- PULSE fiber
- Inconsistent attitude toward safety on roads for bikes and pedestrians. 2.Lack of information on future plans for development of trails and outdoor opportunities. I accidentally found information three and a half years after moving here.
- lack of bus service, 2 bad road surfaces
- A grocery store, a library and rec center would be worth every penny
- Absolutely zero things to do in Timnath-no restaurants, no grocery stores, no shopping (I don't consider a Super Wal-Mart or Costco shopping)
- access to library / reading center. opportunity to interact with neighbors
- Attempts to close Main Street rather than build it up to a cute smaller town space like Lafayette
- Barking dogs and the expense of taking a recreational class.
- Building too many residential units for the streets causing heavy traffic and congestion. The HOA: STMD does not consistently enforce the HOA covenants, especially for maintenance of exteriors and fences, and they seem to approve any paint color, which can negatively affect home values and sales.
- Car traffic on Harmony Rd
- cars speeding on Buss Grove road, no restaurants other than fast casual in place or planned
- Cleaning of the bike lanes with the street sweeper does not happen very often, in the neighborhood and major intersections.
- Commercial business architecture is not attractive. Need more cohesive building standards.
- Connect all the sidewalks around town from Saratoga falls, wildwing, harmony club, Timnath ranch, to fort collins and windsor.
- Constant construction and town homes popping up everywhere
- Constant motorist speeders on Main Street, not getting USPS deliveries to our home.
- Constantly changing land use code to accommodate more growth-have yet to see a proposal to increase housing density denied.
- Construction
- CONSTRUCTION TRAFFIC(LOUD ENGINE BRAKES) AND TRUCKS WITH LOUD MUFFLERS SPEEDING ON COUNTRY ROADS

- construction trucks (homes and roads), metro district taxes, lack of non-chain restaurants, traffic on Harmony and Prospect
- Continues development of housing and apartments
- Cops harass people. We have a serious problem with police overstepping and over ticketing people.
- Cost is insane. Would happily buy commercial real estate but completely unaffordable. Almost no services east of I-25. Traffic congestion is getting out of hand. Do NOT be redundant and build a rec center that Windsor has less than 10 minutes away.
- CR13
- Developers are driven by maximizing profit. New builds are built right on top of one another.
- Doesn't gave fun places like shopping bakery ,restaurant ,rec center and gum in waking distance
- Driving distance to Grocery stores, etc.
- Driving down Harmony, especially near Costco/Walmart/I-25.
- Ever increasing density of housing; surrender of western edge of Timnath's front door to Ladera developers with WAY too many waivers granted for land use and architectural appearance. Authorization of multi-family units that have the appearance of military barracks. Bi-furcated nature of town with no trans-Harmony Road connectivity suitable for safe pedestrian or bicycle connections.
- Every Sunday there are people shooting guns on the northwest corner of Buss Grove and Main Street.
- Everything goes through Harmony road.
- expanding too fast. Need more bike lanes. take care of landscaping.
- Far away from grocery stores
- Feels very unsafe at the Walmart just off I-25.
- Few restaurants, need more.
- Focus on chain retailers and fast food.
- Food
- getting in and out of wal-mart and costco areas
- Getting to crowded.
- Getting too crowded
- Getting way too congested
- Government indifference of citizen concerns
- Grocery stores not walkable
- growing too fast
- Growing too fast. Too many houses with little thought to roads.
- Growth
- Growth outgrowing road infrasturcture.
- Growth, too much housing development. Wasteful spending. Automatic approval of Metro Districts.
- harmont rd/I-25 traffic
- Harmony - Weitzel intersection

- Harmony is too congested!!! PLEASE find a way to get an I-25 exit off and on at Kechter Rd or widen S CO Rd 5 to allow for better and faster traffic flow north and south. Future Harmony Rd development will make it impossible to travel to Timnath resources and Fort Collins.
- Harmony road
- Harmony Road is the only main road that continues to get more traffic. There needs to be a plan to divert some of this traffic, provide public transportation. The Wetzel Street congestion needs to be addressed as more businesses arrive and traffic increases due to more homes being built. Entering and exiting the Walmart, Starbucks, Chick Fil A, Ent businesses is a nightmare
- Harmony Road traffic and access/egress to and from Walmart
- Harmony road, disappointed the reservoir has had such major fish kill the last 3-4 years
- Harmony traffic lights from Main Street to Colorado Blvd. The lights are not set up well with little or no motion detectors or not working detectors. While on the corner of Main Street and Harmony go east on Harmony, traffic has stopped with a red light with no traffic either way on Main Street. Turning light turns green on Harmony in both directions without any cars in turning lanes. Stopping at every traffic light on Harmony from Main Street to Colorado Blvd is a common occurrence. Lights will turn red on Harmony at all the intersections and turn green even if only one car is there. Seems one car will trigger a red on Harmony and green on these small intersection. Turning lanes can be empty and turning light will trigger green. As busy as Harmony is, this traffic light system is very inefficient.
- Harmony traffic, especially at Wetzel. No restaurants to speak of, no grocery store. We go to Windsor/Fort Collins to spend money.
- Haven't felt the sense of community yet. Not many ways for a 28 year old with no kids to meet people, besides the brewery
- Having one major road in and out of the town. Only building residential with no grocery store in sight. Post office needs to grow too if the town is going to grow. Not thinking about traffic if in and out comes here. Having only harmony that's already heavily trafficked be the main way to get to Fort Collins is awful. I also hate that I have to go grocery shopping in Windsor.
- Having to drive down Harmony, no neighborhood grocery stores, no green left turn signals that work going on to Harmony from our neighborhood. We need more local businesses and activities to do in Timnath
- Having to travel to other towns for daily needs and activities. I don't like our options for restaurants and groceries (excluding Costco, it's great).
- high density building
- High general cost-of-living
- High Metro-district and property taxes.
- High price of housing. My current house has about 1/2 the footage and 1/10th the yard of my last house yet costs 50% more than my old house sold at.
- High PUD fees. No rec center.
- High taxes
- High taxes with few amenities. We need a grocery store and more restaurants (non-chain). We need a vibrant commercial center.
- High taxes, Uncompleted walking path around Timnath Reservoir, Speeding on Golf Drive, especially at night, in Harmony Club, Constant construction and closure on Busse Grove

- HOA- to paint house, put up a dwelling,
- Housing growth
- How fast people drive in neighborhood streets, lack of sit down restaurants and patios
- How MUCH we are building here! We don't need the apartments or condos, that's going to bring more crazy people. Leave the natural areas more open, leave more room between houses! That's why we loved living in Colorado but now we're quickly turning into California with how congested it's becoming.
- How the small town feel is sliding away as every nook and cranny gets crammed w housing
- I don't like how there is no library. I don't like how crowded Timnath middle high is. I don't like how trails and natural space isn't a priority.
- I don't like not having a grocery store close by. I wish I didn't have to go to Windsor or Fort Collins. I would love to have a king shoppers market place, not sprouts or Whole Foods.
- I don't like not having a true grocery store. And I wish we had a nice sit down restaurant.
- I don't like the proposed rerouting of Main off Harmony and pushing traffic to the next signal light. Second goes through all residential and my neighborhood. I don't see the point in the redirection.
- I have to go to other cities for rec centers, completed biking trails, and a grocery store.
- I hope to see more grocery shops and shopping complexes. I hate to go to Loveland every time I need something.
- I know this is being worked on but would love a rec center ASAP. Really hoping to attract more restaurants and places to gather, grocery store and community spots. Would love a weekly food truck rally in a community area over summer.
- I live in the metro-district (Timnath Ranch) and do not understand the benefits I receive from the additional tax. It appears other residents outside this district can come in and enjoy the same benefits?
- I respect our police. They could, however, be friendlier. My only encounters have been getting pulled over for a ticket on Colorado Blvd for going 5 mph over the speed limit and a warning for not stopping long enough a four way stop. A neighbor also received a ticket for parking the wrong direction in front of his own home.
- I think Old Town has a personality, but beyond that- Timnath feels like a collection of dystopian subdivisions with no cohesion or character between them. It would be awesome to have a small grocery store
- I wish the downtown had more businesses to take my family to and a pleasant downtown worth taking visitors to. I would like the Town Council to give incentives to businesses to grow a thriving downtown that I am proud of. I've lived here 2.5 years with zero positive growth downtown!
- I wish the residents of Timnath would communicate more about being happy than just being angry.
- I wish there was more outdoor space, but I know in time there will be more. There's also development on a few shops, which will grow our footprint and make it more convenient for day-to-day errands.
- I wish there were more commercial establishments and/or a more interesting old town.

- I wish there were more small businesses and restaurants. I would definitely frequent a non-chain, sit down, eat in restaurant. I would hate for Harmony to become a replica of 120th in Thornton.
- I wish we had a library and miss Storytime. I would also love more restaurants and a grocery store.
- I would like more amenities, such as restaurants and retail.
- I would like to see the metro district fee based on number of residents in the home and not an overall charge making more difficult for single people or those living alone.
- I'd like to see a community rec center, grocery store and more dining options.
- I'm trying to get grandkids in youth sports in June. Emailed the department last week using their generic email address on the website and have not received a response.
- I'd like to 'shop local' more, and the options are growing, but still somewhat limited.
- Increased traffic
- Increased traffic as they keep building tiny homes/townhomes/attached homes. The timing of the lights from 3 bell to Main Street is now terrible going west since you re-timed them. Half of the time you hit all 4 of them! And you keep lowering the speed limits all over town. Especially Colorado Blvd. and buss grove. Why is it 40 now? They should still be 45! There's no homes near the street. It's crazy. That is the most annoying part for me as we've been here 15 years and it's changed so much.
- Increasing traffic and somewhat bizarre timing of lights on Harmony.
- infrastructure is not keeping up with growth: grocery store, sit down restaurants are non existent. Would like to keep tax dollars in Timnath not Fort Collins or Windsor. Metro Districts is a money grab.
- Intense growth needs to slow down
- It has too few restaurants, bars, kids experiences, and Small businesses outside of chains off of 25. There is very little personality.
- It often smells bad!
- It seems that all the trees that are planted-especially evergreen and spruce trees die soon after they are planted.
- It would be nice to have community gardens in which gardening plots are available year around to lease.
- It's getting too crowded and too many homes
- Lack of access to close proximity local restaurants and coffee shops (think main st Windsor). A little irritated that more high density housing continues to be built only increasing traffic without a proportionate increase in amenities and stores to serve our population. Don't love the cookie cutter look of housing. Very drab and uninspired.
- Lack of amenities
- Lack of amenities downtown.
- Lack of amenities, such as fitness gym, pool, grocery store like Sprouts, New Seasons or Whole Foods. Limited restaurants. Downtown area needs revamping. Several main roads lack sidewalks or a suitable bike lane (Main, CO Blvd. north of Buss Grove), Prospect.
- Lack of amenities. We have to go to other towns to grocery shop or go to sit down restaurants.
- Lack of amenities. No supermarket, pharmacy, etc.

- Lack of big recreation center with pool in winter and racquetball courts
- Lack of close amenities
- Lack of commerce, notably stores and restaurants
- Lack of commercial options for shopping and dining
- Lack of food options and other conveniences.
- Lack of grocery and restaurants
- Lack of grocery store
- Lack of investment and vision in developing Old Town/Downtown as a unique economic and cultural hub for town residents.
- Lack of local amenities such as gyms, grocery stores, full service restaurants.
- Lack of local restaurants and a grocery store (other than Walmart and Costco).
- Lack of local shops and community center.
- Lack of nearby restaurants.
- Lack of quality and stable cell phone and internet signals. Get with it! This has to improve especially before any more people move in! Traffic Congestion!! Barking Barking Barking Barking Barking DOGS!!!!!!
- Lack of restaurant and other business type options. It would be nice to not have to travel to Windsor or Fort Collins to mail packages or eat at a mid level sit-down restaurant. I would also love to see a gym or workout facility.
- Lack of restaurants
- Lack of restaurants , Colorado Blvd. is not biking friendly
- Lack of restaurants and businesses
- Lack of restaurants and businesses
- Lack of restaurants and entertainment
- Lack of restaurants and grocery stores
- Lack of restaurants, businesses and stores. Wish we didn't have to cross I-25 to get to most restaurants or head into Windsor. Traffic is also an issue. We need more ways to get to I25 or across I25 other than Harmony.
- Lack of restaurants, cafes and local shops
- Lack of restaurants, local ones that are not super expensive.
- Lack of restaurants
- Lack of restaurants/shops
- Lack of safety when kids are playing outside - cars aren't respecting speed limits and are driving thru residential streets without carrying about their surroundings.
- Lack of services
- Lack of sit down restaurants.
- Lack of sit down restaurants. All we have is fast food or food trucks.
- Lack of small business support. It's all large corporation like Costco, Walmart, etc..
- Lack of small business. Like shops, restaurants, etc..
- Lack of snow removal and heavy police presence
- Lack of town's vision aligning with the community's desire to keep a small town/local feel, transportation away from downtown, non chain/box retail and restaurants. Approving any developer's request.

- Lack of vibrant downtown on Main Street. More targeted retail and destination shopping would be a bonus.
- Lacking quality restaurant. We need a sit down family restaurant. Also need a hangout for teenagers. There is nothing for them to do.
- Lack of restaurants
- Leadership in the town focuses more on building residential areas, in lieu of shopping and restaurants that's would keep residents in the town and therefore reduce traffic.
- Location: Too far from Denver and DIA (but we knew that :-) Timnath Reservoir: LOVE the progress on the path so far and hope it continues
- Looks like a cookie cutter neighborhood - too many homes
- Loss of services, and changes in some of the events and locations.
- Low water, pressure and concern of water availability for emergency response
- Lower end housing/bldgs.-could have had a high-end community.
- Main st looks junky
- Massive growth and moves, especially the cheap looking townhomes and small homes. It looks cheap.
- Metro District fees, and the wind
- metro district tax/fee; exorbitant property taxes; some areas better maintained than others
- Metro district taxes
- Metro districts. The metro district and taxes have increased my monthly house payment significantly.
- Metro tax added onto the property tax. There are only a few people in the neighborhood that are disrespectful or irresponsible with their dogs and not picking up poop.
- Metro tax cost
- METRO TAX, HIGHPROPERTY TAXES, HIGH HOA
- Metro taxes, poor/inadequate infrastructure for the growth of Timnath, Windsor and Severance.
- Mill levy
- More retail, restaurants. We must grow.
- My home backs to open space but the town voted to change the land from agriculture so now they may build behind me. Also the home taxes are outrageous and I'm not sure what they use the money for. I also have to leave Timnath to go out to dinner with my family. We have to go to Windsor or Fort Collins. I'd also love to have trails for walking through the open spaces if possible as opposed to just sidewalks in the neighborhood (Timnath Ranch).
- Need a grocery store
- Need a police chief who lives in Timnath
- Need better ways to get south and east out of Timnath Ranch- finish Folsom Pkwy to Colo Blvd. Need a grocery store other than Walmart and Costco.
- Need more amenities, better bike access to Ft Collins, Need to lower speed limit on County Rd 5, Between Prospect and Mulberry/14
- Need more business like restaurants in the town. More shoulder too from wild wing down to downtown Timnath for bike riding.
- Need more dining we can walk or ride our bikes to.
- Need more restaurants.

- Need to control the mosquitoes! Metro Tax NEEDS TO GO NOW! Or it needs a real limit on how many years... reasonable like 1 more! Get contractors off of the board! They will always want more money! Need to include Old Town Timnath! Keep it alive! HOA to keep up on maintenance where weeds are taken over rental homes.... Can tell very easily who owns and who rents!!
- Needs to work on the "15 minute city" with bikeable options. Additionally, a recreation center would be great.
- NEW BUILDS
- NO ACCESS TO REAL GROCERY STORE-EX-KING SOOPERS
- No bike trails near reservoir, no safe bike route from Wildwing to Timnath middle high school, lack of open space for hiking/biking/running, no major grocery store in Timnath (Walmart doesn't count in my book).
- No community center and not really any restaurants or bars
- No community center, no library, no grocery store, no infrastructure.
- NO COMMUNITY REC CENTER, intolerant police force for minor traffic infractions. Tickets for parking too close to stop signs, tickets for ""rolling"" through stops signs. Warnings would be much more effective.
- No downtown investment, development inconsistent
- No grocery just houses and not houses, no infrastructure for community restaurants etc.
- No grocery or COMMUNITY CENTER.
- No grocery store
- No grocery store
- no grocery store other than walmart which does not have everything a real grocery store does
- No grocery store within walking distance.
- No grocery store, I do not like Walmart and Costco is too big.
- No grocery store
- No grocery store
- No places to eat seems like rent for restaurants are to high. Need to make it more affordable for places to bring restaurants to timnath. Just see how place in Fort Collins are going out of business.
- no pool, not much to do
- No public rec center
- No public transportation to Fort Collins
- No public transportation, no grocery store, not enough restaurants
- No rec center available
- No rec center available
- No Rec Center or good grocery store.
- No rec center, very few restaurants.
- No rec center available
- No rec center. Not friendly to small businesses and therefore lack of businesses for citizens to frequent in town. Taxes are way too high for what we have.
- No recreation center. Trails not connected where I live
- No restaurants
- No restaurants

- No restaurants
- no restaurants nearby
- No restaurants or places to eat. Need regular grocery store
- No restaurants, Too many homes
- No restaurants, shopping, fast food
- No restaurants/ grocery to walk to
- no shopping, groceries, restaurants
- no snow removal on side streets
- No stores or restaurants near Timnath Ranch and traffic is horrible.
- no supermarket, few restaurants
- No top golf due to stupid loop holes in the system
- No trees, not connected to larger Greenway system, no coffee shops
- Not close to many quality restaurants
- Not enough businesses
- Not enough emphasis placed upon road maintenance while too much emphasis on Parks and recreation and trails.
- Not enough foliage
- Not enough good restaurants
- Not enough of a downtown feel or center of attraction for residents. Needs a centralized retail area to congregate.
- Not enough restaurants
- Not enough restaurants.
- Not enough trees. The reservoir empties out too fast.
- Not enough walkable restaurants/theaters/activities.
- NOT HAVING A REAL DOWNTOWN
- Not sure there is adequate planning for the influx of children into the community: the middle/high school is already talking about overcrowding? The decisions about streets seem to focus more on the area surrounding Harmony. County Road 5 should remain open as a main thoroughfare.
- Not very friendly to restaurants and coffee shops
- NOTMANY RESTAURANTS
- Old part of town
- Old town
- Old town needs work.
- Old town Timnath needs a MAJOR facelift. Too many old/abandoned buildings. We need a vibrant old town in order to create a strong sense of community.
- One road accessibility. Taxes. Club house and pool segregation. No club house on north side. Pool company.
- Only one way out of Summerfields neighborhood, Harmony is incredibly congested with no (that I'm aware of) plans to deal with it as they continue to put more fast food restaurants in the Costco area. I wish there was a more concerted effort to attract real sit down restaurants, not just fast food, credit unions etc., if the goal is an authentic, family friendly town, this isn't it. I've

lived here 13 years and I wish more had happened to make this a real community with things to do, places to eat, etc.,

- Our taxes keep going up and up and I don't see change from them. Since I've purchased my house, taxes have increased my mortgage over \$600 per month. The HOA for my neighborhood keeps increasing despite houses being built. I want a rec center, but where are the tax increases going now? Empty business buildings? Take the taxes you've already increased and build the rec center.
- Overbuilding, not enough open space.
- People drive irresponsibly, primarily on harmony road but also on neighborhood roads and schoolhouse drive. Noise from traffic on I-25 and Harmony in Timnath ranch neighborhood, particularly at night time. Traffic congestion on harmony at Walmart/Costco and I-25 overpass / off ramps.
- People picking up dog waste
- People speeding on River Pass Road. We need speed bumps.
- Police enforcement on Harmony.
- Property taxes
- Property taxes
- Property taxes. The town has seen tremendous growth and along with that a major increase in property tax revenues. For the services we receive, the tax amount seems a bit out of line
- Quality of maintenance for common areas on the east side of the tracks (timnath ranch north) and speeding cars along Twin Bridge making it unsafe for children. Also, all of the dying grass and trees.
- Quasia development that lacks cohesion. Community Park in the middle of a residential neighborhood nowhere near the central area of town, no focus on the gem of a downtown that we have, excessive amount of precedence to Harmony club and Timnath Lakes.
- Road closures and road construction that lasts too long.
- Rules not enforced... i.e.. no fishing in ponds but people drive in from out of town fish and leave trash as well and leave fishing line. signs state no fishing but no enforcement.
- Safety.
- Schools have gone downhill, too much focus on esthetics with threats of fining people for doing silly things that have zero to little impact on the community safety or perception regardless if it's in the bylaws. Need common sense rules. Awesome events but tend to draw in people from neighboring cities because there's no proof of residency making it way too busy to enjoy.
- Side streets usually do not get plowed. Liked the old way of getting rsvp passes - used to be mailed to you automatically if you lived in Timnath. Now you have to apply online and pick up in person. Seems like a hassle.
- Significantly increasing density, but homes are needed, so I get it.
- some areas in town that require city cleanup
- Speed traps from police
- Speeding on Tombstone Ridge Road is excessive and extremely dangerous. There is rarely a vehicle traveling the speed limit. 20 mph signs were posted a couple of years ago and are not enforced or observed. There are probably 20+ children who live on this street who are at risk. There are cars parked on the street that further block a driver's vision. People and delivery

vehicles use this road to get to the elementary school, make deliveries, or cut through to get to Windsor. A tragic accident is due to happen. Solution: add speed bumps on this road. No snowplows plow this street so that's not a problem. What a simple step to reduce accident risk and possible fatalities like we have seen recently just two streets south of us.

- starting to see a lot of multi-family proposed homes and paired homes.
- Stop building houses and townhomes. Y'all don't have the road space. Getting in and out of Timnath ranch is a joke with the amount of people there are shoved in a little space
- Stoplight and traffic on Harmony Road
- Stoplight not timed or arrows not working. No nice restaurants.
- Street lights so bright they come into the house at night.
- Subdivisions are getting more unattractive with all houses looking the same and very close together.
- Tax is VERY high
- Taxes are getting increasingly high. It appears that when a chance for a good business to come, they get chased away. The amount of jobs for juniors and seniors to have was chased away by outsiders from a non-issue of eagle protection.
- taxes, traffic patterns
- Terrible street sweeper
- texting while driving, people not shoveling their sidewalks
- That taxes keep rising and we don't even have a grocery store.
- That they do stupid things like blocking off Main Street.
- That we don't have a separate middle school for our kids. Only one entrance (for the most part) in and out of the back of the neighborhood
- The access to restaurants and grocery stores. So much for a police force to just ticket residents for stop sign enforcement. That's frustrating .
- The amount of houses built so close together and lack of parks and open space.
- The amount of trash coming off construction sites during predictable wind events is ridiculous and the builders should be regulated to clean up before the events. Deicing on roads is inadequate (compare our roads to Fort Collins when you drive back over 25). There is way too much lawn in public medians. The traffic at Harmony and Weitzel is beyond the intersection's capacity and Ladera and other developments will only make it worse.
- The approved downtown... Artisan Village... has not been initiated. Why not? Timnath needs an artisan style, small downtown with shops, real restaurants, entertainment and more. The plan should be accelerated if Timnath ever hopes to be more than a suburb, bedroom community.
- The bike trail to Windsor is taking way too long to complete. No sit down restaurants that aren't fast food.
- The closing of Main Street, Lack of downtown development, Traffic on harmony, Long city planning terms / change is increasingly important as we grow, No restaurants downtown
- The commercial growth is near the highway, can it be moved more east.
- The community pool, I wish it was bigger, especially for how many people use it. It's always busy on the weekends. The community recreation/workout room is small, it is also always busy. The other drivers in the neighborhood speed and not stop at the stop signs or are aggressive driving

through the neighborhood. With small children, this is a safety concern for me, I never let me kids play in the front yard or walk alone because of this specific issue.

- The complete lack of restaurants, grocery stores, and bakeries.
- The congested traffic corridors.
- The continuing housing and business development that is erasing the rural quality that I moved to Timnath for
- The cost of living
- The crowds and traffic
- The density of growth.
- The drive for fast food, groceries, etc.
- The endless relentless sprawl.
- The growth and building and how all of that brings in so much trash, debris, and damages our roads.
- The harmony corridor turning into a strip mall feel. Lots of quick-service type places (gas stations, car wash, liquor store, fast food restaurants) and not very homey feeling. I understand the development around the interstate, and that the harmony corridor is a big revenue generating stretch, but it feels like we are growing to make money, not to continue the home-town feel.
- The Harmony I25 corridor. It's really awful no matter what time of day.
- The high taxes.
- The I 25 and Harmony exit
- The lack of a grocery store and having to drive 10-15 min to get quality groceries.
- The lack of amenities like supermarkets and shops
- The lack of connection between the neighborhood developments and creating a cohesive town feel. Old Town really needs to be improved.
- The lack of diversity - it is a sea of white faces and we frequently hear racist things from others. It is starkly different than living in Denver or Atlanta. Also, the lack of restaurants and stores when compared to nearby Windsor.
- The lack of restaurants, shops, and services. The need to go to a neighboring town for the things I need. No public rec center or access to a gym. The traffic on Harmony. The high taxes considering all of the items above. The sense that the town is governed and planned entirely by developers who design the town with their profit in mind without long term vision for the town itself.
- The laws seem to be rarely enforced from walking to dogs without leashes to excessive speeding in subdivisions.
- The little pocket parks add no value. The poor choice of equipment is horrible. Near 2nd and main street there is a circle shaped rock with netting in it and stepping stones. Can we add a swing or a slide etc. Near barrow behind the row houses is a small climbing wall. A swing or some slides would be great additions to both areas.
- The Metro District tax. I understand its purpose but reality is we are being double taxed so the community should look the way it does and nothing less.
- The metro district taxes. Well never see them go away!?

- The metro taxes and how they plus the property taxes keep increasing each year. Since building a home in 2020 our mortgage has increased by \$600 a month.
- The near total access to the river. And the lack of programs and infrastructure for the arts. We have tons of places for outdoor and indoor sports, but nothing for people who prefer, or need, activities that are less physical. We need a place to enjoy and make art, music and theater. I keep saying this but no one in the government listens.
- The number of housing developments going in, without more road infrastructure. I hate that I can't exit south of the neighborhood due to private property and the fact that it takes 15 minutes to get to Harmony from my house. I hate that the view of the mountains I have on my run, will soon be replaced with more houses.
- The only shopping available is Costco and Walmart. Would like to have a King Soopers or some Grocery Store. More restaurants would be nice. There are only fast food restaurants in the town.
- The overall businesses Timnath is getting. We are an upscale neighborhood/town, yet we have an old Walmart, Costco, lower quality fast food, liquor stores, very bright neon lighted carwash?? On the horizon doesn't look good either - La Quinta hotel (which are known for drug dealers), storage units, more cheap fast food. I have no where to shop for groceries unless I drive for miles. No restaurants. No nice coffee shops or lunch places where people can meet up. No rec centers. What about a Whole Foods, decent restaurants, nice hotel/conference center like the Westin in Westminster, Lifetime Fitness, walkable restaurant/shops area? Just some ideas. The 2 shopping area's are a nightmare to get in/out of. I'm a part time resident and really having a problem making Timnath a permanent home. We come from the Westminster/Broomfield area where everything is within a mile.
- The overdevelopment and the town allowing it. The greed of developers packing in a many houses/condos as possible. They're building on every bit of land.
- The perception by some that the town government can make restaurants, a grocery store and other businesses locate here when the reality is that business development will come only when it is economically feasible for them to do so.
- The poor condition of old town and lack of interest to develop it
- The quick-built, infrastructure; unsure if the roads can handle the growth.
- The rapid growth and mass housing.
- The road congestion in Harmony and I25. Getting in and out of Walmart. Wasn't very well thought out at all. Hope there is no emergency while I'm in Walmart. No getting out with the roads.
- The South Timnath Metro District.
- The street lights! They completely ruin the ability to view the night sky! Everywhere you look, there's a glaring light you have to cover with your hand...worst in all of Northern Colorado. Please find a, way to fix the glare.
- The town has provided nothing but big box options. There is no local community and small business. We are strictly a bedroom community. People identify with their subdivision more than they do the Town. Limited pedestrian infrastructure to get around safely.
- The town leaders act like we have no choices, but in reality, we are not listened to. We were asked if we wanted to change the name of CRI and we all voted no but a year later it was changed anyway.
- The Townhomes.

- The traffic concerns on harmony road is problematic. Needs to be addressed.
- The traffic congestion and the continued building of multi family home.
- The traffic lights. Please get someone to program better!
- The traffic near from Main st to I25 on Harmony
- The traffic on Harmony. Lights are not well timed.
- The uncertainty of what is going to happen with the open spaces.
- The wastage in terms of services (For e.g. water, public lawn etc.) and the HOAs.
- The way the police pick on the residence for petty things like parking
- The wind! Lol!
- There are no businesses
- There are not enough commercial businesses. Unless you fast food, you have to go to Windsor to eat out, go to a bar, shop, etc. Timnath has a younger population who likes going out and socializing but there aren't those places here with the exception of Beerwerks and Backyard Bird. We pay ridiculously high taxes and quarterly dues but more and more houses are built and not commercial businesses that would improve the community. A rec center would be incredible to have too.
- There aren't many businesses so I frequently have to go to Windsor or Fort Collins for items or services I need
- There is no grocery stores besides Costco. Would love a sprouts/Whole Foods/ king Soopers/ natural grocers close by. and what they are building is pointless.
- There is no recreation center or recreation activities for young kids available as there is in Fort Collins and Timnath. There are so many things we want to do but have to go elsewhere to do. Especially not having a recreation center with workout space and pool. Another very large downside is there are no restaurants in town. We keep getting fast food at the I25 exchange, but nothing authentic and good. Chicken and Donuts went in, but they have vetoed all other restaurant style places from going in near them and they do not offer a variety of food. I would like to see more quality, not chain restaurants go in.
- There is SO much dog poop in our neighborhood. I also dislike that we do not have a grocery store within town limits. While walmart does have a grocery section, it is not the same as having an actual grocery store like King Soopers.
- There is virtually no retail in the town. Not a single sit down restaurant forcing all families to have to drive to another town to eat or shop.
- There is zero public transit options, unless I want to spend double digits on an Uber. I think a 15 minute bike ride to the nearest bus stop, Harmony Transfer Center, is not great.
- There isn't a grocery store
- There isn't a lot to do if you don't live in the ranch neighborhoods during the summer.
- There's nothing to do but look at wealthy houses. We need more restaurants and things to do - not everyone likes to hang out at Timnath Beerwerks.
- There's nothing we don't like.
- Timnath does not have its own city vibes. Its just a neighborhood factory. No grocery store. No downtown vibe with restaurants with "character." We pay crazy high metro district fees in Wildwing and we don't even have grass to maintain in our common space. Where are our tax dollars going. Same with schools. We almost had to ship our kids across I25 to go to other

people's schools. All this new development, Timnath should get to keep its improvement dollars from new houses for new schools in this town.

- Timnath has turned into a mini Ft Collins, with overpriced cookie cutter subdivisions. Timnath has lost that small town friendly feel and is no longer a desirable place to live for older residents. The building of massive subdivisions right up against Old Town and Timnath Parkway going through what was a quiet neighborhood was a huge blunder. It has destroyed the old neighborhoods with nothing but continued, ill-planned future residential developments. The noise and vehicles speeding on Fourth has become untenable.
- Timnath PD, constantly using multiple vehicles pulling over single vehicles on harmony. Seems like a waste of resources. They try to say its for "officer safety" no where else does it take two or three cop cars to write a speeding ticket.
- Too homogeneous. Bland suburbia
- Too many developments happening all at once without finishing any of them. This turns the town into a dust bowl when the wind blows as a result. Housing developments are cramming too many houses stacked right on top of each other. Town is losing its small-town feel. The timing of the lights on Harmony is horrific. The sensors never seem to sense. Lights change when there is no one there to change them. At 5 am no one is on Harmony, yet you have to wait 5 minutes to make a left from club drive onto Harmony. Lack of supermarket.
- Too many houses and traffic. The Walmart intersection is a mess.
- Too much construction
- Too much construction
- Too much development happening.
- Too much focus on the south end of town. Would like to see a grocery store in a different location than near Costco. Too much traffic in one location.
- TOO MUCH GROWTH TOO FAST
- TOO MUCH LARIMER COUNTY WOKENESS
- Too much tilt toward environmental
- Too much traffic and not great flow of traffic
- Town is too aggressive in bringing in and approving commercial businesses with seemingly no regard for maintaining the charm of the community. We are quickly becoming a community where people outside of Timnath will come do their shopping or grab fast food, but then those people go back to their towns where they have less traffic, fewer stop lights, and more of the small town feel NoCo is known for. The fact that we have approved a Dutch Brothers in a location that already gets bottlenecked with cars for Costco, Taco Bell, Panda Express, Freddie's, etc., gives me the feeling that the only vision the town council has in Timnath is to increase revenue through frantically approving any application for a business.
- Traffic
- Traffic
- Traffic
- Traffic
- Traffic and lack of general important amenities, like restaurants and grocery stores
- Traffic and rapid development
- TRAFFIC AND TPD

- Traffic at Harmony & Main/bridge. Need sandwich shop- like Jimmy Johns. And nicer restaurants. Need bike path to connect to Windsor!! Need that Rec center we were told was on the plans when we bought our house....in 2021.
- Traffic at rush hour also houses in our neighborhood are not maintained properly and the metro district is not doing enough to keep up the property values. Our grassy areas died two years ago and haven't been restored and trash blows everywhere and no one picks it up. Streets were cut up for repairs years ago and looks very patchy and still gravel and debris in roadways
- Traffic at the Costco/Walmart intersection.
- Traffic by the Costco/Walmart exchange. That was bad planning from the start and I do not know how it can be fixed but it needs to be.
- Traffic congestion at peak times, particularly on Harmony Rd.
- traffic congestion, lack of restaurants
- Traffic Disconnection, slow speeds and inefficiency
- Traffic flow on Harmony. Absence of a true grocery store.
- Traffic getting to the 25.
- Traffic in and around walmart
- Traffic in and out-only one way
- Traffic is a bit challenging on Harmony. Metro district
- Traffic is absurd. Harmony road development is embarrassing.
- Traffic leaving our community- need more access points out of Timnath ranch on the south side.
- Traffic light at County Road 13 and Harmony is too long for North and South traffic. Need skate park.
- Traffic lights are not synced with each other.
- Traffic near walmart, starbucks and on Harmony Road
- Traffic on Harmony
- Traffic on Harmony
- Traffic on Harmony
- Traffic on Harmony Road. A lot of information about giant dream project that are 20-30 years in the works, but not much information about things changing or being built right now.
- Traffic on Harmony. No rec center or grocery store.
- traffic on Harmony; Buss grove not being a good alternative.
- Traffic on my street.
- Traffic volume and noise on Harmony Road.
- Traffic, lack of bike/walking paths connectivity, short sited growth plans
- TRAFFIC, CONGESTION, LACK OF TRAILS/PARKS
- Traffic. More money should be invested into smart flow of traffic (sensors, cameras, software, etc.). Traffic issues undermine ability to attract more businesses to town.
- VERY FEW SHOPS, RESTAURANTS
- Walkability to anything of interest.
- Walmart area traffic
- wasting of tax payers money to have police cars parking in the neighborhood just to pull people over. Those resources can be replaced by speed bumps.
- way over building, no stores

- Way too many new housing developments.
- We are getting to a large enough size that I feel that we need a recreation center and services to serve our community. I wish we also had more shopping options within the city limits of Timnath.
- We don't have a King Soopers market place!!!
- We have lived here through the growth and it is incredible to see the improvements. I know that town admins are truly focused on making this a great place to live and raise a family.
- We have outgrown the village and are ready to be come a grown-up town, with a library, services, a walkable downtown and so on. We need more businesses this side of the freeway. It's time.
- We live off of School House Dr and really wish they would develop or plant the land north of Bethke School and west of Clubhouse. Dealing with the dust is awful!
- We need way more trees and less grass guzzling water
- Well ... there's lots of trails ... but no where to go? The parks are nice ... would like to see more 'community and economic development' to attract small businesses and restaurants? I also worry that the Town spends a lot of \$\$\$ on 'fun' events ... but is it sustainable? In the long term, I'm not so sure? Maybe we need to focus more on keeping and maintaining our sidewalks and infrastructure? Or expanding the roads toward Windsor?
- Whole town is dependent on harmony road to travel anywhere we need more connectivity
- Wish the traffic and traffic patterns at Costco/Walmart and I-25 were better
- Wish there were more restaurants, and the old town built up
- Wish to have a recreation center for our community sports
- Wish we had a library and/or recreation center
- Would like grocery store, convenience store, restaurants, Nothing appealing of the strip malls
- Would like to see more businesses like a grocery store, restaurants.
- WOULD LIKE TO SEE PUBLIC TRANSPORTATION TO THE AREA
- Would love a rec center for the kids and adults
- Would love more restaurants right here.

Q9—"Other": Please CHECK ALL the sources of information listed below that you currently use to obtain or receive information about the Town of Timnath.

- Asking/calling town departments for specific information.
- By mail
- COLORADOAN
- Development updates. Town Council meetings. Town Council meeting agenda.
- Facebook
- Facebook community and Coloradan
- Flyers or postcards.
- Mail
- Mail
- Mail
- Mail
- Mail
- Mail

- Mail
- Mail
- Mail
- Mail
- Mail
- Mail
- Mail events
- Mail items
- Mail outreach
- My neighborhood Facebook group
- NE neighborhood site
- Neighborhood Facebook Page
- Neighbors
- Neighbors
- Neighbors involved with government.
- post cards
- Postcards mailed, development email updates and website
- Residents talking about issues pertaining to Timnath.
- The handouts we get in the mail
- There is an occasional mailer sent out that I glance at.
- Timnath Ranch Facebook page
- Town Council meeting and Planning Commission committee
- Waste of money on huge colored postcards.
- Word of mouth
- Word of mouth
- Word of mouth

Q18a—“If you or any members of your household have visited downtown Timnath (Old Town) in the past 12 months, what was the reason for visiting?”

- | | |
|--|---|
| • Beerwerks | • Beerwerks |
| • 1) Timnath Beerwerks, 2) Post Office, 3) Markets | • Beerwerks & Post office |
| • Activities at the church. | • Beerwerks and food truck, Baseball field at Timnath elementary |
| • Beer and Christmas | • Beerwerks visit |
| • Beer Works, flower shop and the post office. | • Beerwerks. We need more reasons to visit. |
| • Beerwerks | • Beerwerks and Alden Cabinets |
| • Beerwerks | • Beerwerks or coffee shop |
| • Beerwerks | • Beerwerks. Alpine Cabinets. Do NOT create an issue for Alpine Cabinets. |
| • Beerwerks | • Bike ride to the mill to visit farmers market |
| • Beerwerks | • Brew works! |
| • Beerwerks | |

- Brewery
- Brewery
- Brewery
- Brewery
- Brewery
- Brewery – Need more, restaurants, stores, etc.
- Brewery , Farmers market
- Brewery and coffee shop
- Brewery and garden store
- Brewery and post office
- Brewery and post office
- Brewery and post office
- "Brewery
- Hidden stem store"
- brewery, farmer's market, store.
- BREWERY, GARDEN STORE, POST OFFICE
- BREWERY, POST OFFICE, SHOPPING
- "Brewery, school, family resident.
- It is starting to look like a abandoned street. It has so much potential and city needs to put in the infrastructure and the businesses will come and thrive. We have limited options to get food by biking or walking. "
- Brewery/taco truck
- Buy plants!
- CF&G, Brewery, Hidden Stem, Farmers Market,
- Check out what was available
- Checked out Colorado Feed & Grain
- "Church, coffee shop, farmers market,
- Christmas "
- Classes
- Coffee
- Coffee and post office
- Coffee or local brewery visit
- Coffee shop
- Coffee shop
- Coffee shop and Beerwerks
- Coffee shop and brewery
- Coffee shop or Timnath beerwerks
- Coffee shop, brewery and post office
- Coffee shop, brewery, baseball fields.
- Coffee shop, post office or gardening store in summer
- Coffee shop, post office, brewery
- Coffee shop, USPS, Timnath beer works
- coffee shop, what else is there besides brewery?
- Coffee w/friend at Public Market, Drinks w/ family at Timnath Beerworks, Landscaping needs from Hidden Stem.
- Coffee, brewery, and post office
- Coffee, brewery, post office
- coffee, need to improve old town Main st.
- coffees shop, beer works
- Daily drive-through to Harmony
- Dining/Drinking or Shopping
- Drink coffee and read a book at the coffee shop.
- Eating out, coffee
- Eating, mail, drinks
- Event. Meeting friends. Getting coffee.
- Farmers market
- Farmers market
- Farmers Market / Timnath Beer Works. These are the ONLY retail options and now the main road through Timnath is being closed. How will this help?!?!?!?
- Farmers Market and events.
- Farmers market, Post Office, coffee.
- Farmers Market, shopping
- Fine and Funky
- Flower shop. Beerworks
- Food
- Food trucks
- Garden center and coffee shop
- Garden shop, brewery, post office
- Gathering with friends
- Go to Post Office
- Go to the post office. There isn't much in downtown to make me want to go there.

- Going to local business. We wish there were more!
- Going to the flower garden store.
- Going to the garden shop
- Good, art show
- Had an appointment with an attorney
- Hair salon
- Hair salon, Hidden Stem (a lot), Beerwerks, post office, farmer's market and Public Market
- Hair salon, post office
- Haircut and brewery visit
- have a beer, post office
- Have a beer, went to post office.
- hidden stem
- Hidden stem - brew pub
- Hidden Stem, Beerworks
- Hidden Stem, Post Office, Timnath Beerwerks, Boy scouts at Presbyterian Church, there is a new place that makes awesome bread on Saturdays
- Holiday events
- I got their for the post office but what else is there?
- I live on main.
- I love old town Timnath and would support efforts for continued growth.
- I love to go to the Hidden Stem for gifts, veggies, and plants. Also the post office.
- I ride my bike every day through town
- I ride my bike through town every day
- I work there. Our family also enjoys shopping at the Hidden Stem and going to Beerwerks.
- Joining friends for a drink
- Just driving through, there is really nothing there other than the brewery.
- just driving through.
- Just strolling through
- Just to walk through and/or visit the brewery.
- Landscaping/flowers
- Local insurance company.
- Loved having the Christmas tree lighting on old town with the food trucks. Putting it at the park in the middle of the day was a real disappointment this year. Please bring back evening lighting in old town. It was lovely and a chance for the whole community to come together and see more of that part of Timnath
- Mail, beerworks
- Mainly Beerwerks, not much else to go to.
- Market, flower shop, have a beer
- Meet friends and walk for exercise
- Meeting at coffee shop
- Meeting friends at Timnath beerworks
- Most frequent reason is post office
- Not sure... maybe driving through one evening to see the Christmas lights? And we also used the post office. I oppose the town stepping in to use the public's money to artificially create a commercial center by political dictate in order to benefit one small group of residents financially. The town should fulfill its responsibilities to keep public property clean, and craft regulations to make it more attractive to commercially develop Old Town, but the town should not be risking public money acting as a developer. All the other neighborhoods in Timnath already have to pay large amounts for their own maintenance through their metro district fees, Old Town already gets special treatment by paying significantly lower property taxes (no metro district) and gets the rest of the town to come in and cover a lot of those basic maintenance expenses.
- Nursery
- Nursery, post office, coffee shop
- Other than Timnath Elementary. We visit the garden shop/nursery
- "Palisade Peaches and Post Office.

- The business owners of Old Town Timnath bare the responsibility of providing services that attract patrons. Right now, they offer nothing to that end. They cannot pass that responsibility on to tax payers. Furthermore, a few old buildings does not a historic district make. There is no room for quality restaurants that would anchor other retail businesses. Our Old town is a few impractical old buildings, old homes, a church and old sheds. No amount of tax payer money will change that reality. "
- Peaches and post office
- Plant shop
- Plant shop, post office
- Post office (**x54 responses**)
- Post office (USPS), Coffee shop
- Post office and Beer
- post office and Beerwerks
- Post office and Beerwerks
- Post office and brewery
- Post office and coffee shop
- Post office and farmer's market. There isn't really anything else there to visit. The town needs restaurants, bookstores, and bakeries.
- Post office and garden shop
- Post office and getting hair done.
- Post office and one retail
- Post office and Palisade peaches
- Post office and the coffee shop once.
- Post office and Timnath Beerwerks
- Post office and Timnath Brewery.
- Post office brewery hair cut
- Post office or Fine and Funky
- Post office or Timnath beerwerks
- Post office or Timnath Beerwerks.
- Post office service, and brewery
- "Post office
- Coffee shop
- Brewery"
- "Post office
- Driving through to other areas"
- "Post Office
- Timnath Beerwerks"
- "Post office
- Timnath beerwerks
- Hidden Stem"
- Post office, alternative driving route to Fort Collins
- Post office, and Beerwerks
- Post office, and the Brewery
- POST OFFICE, BEER
- Post office, Beerwerks
- Post office, Beerwerks and Market
- Post office, Beerwerks
- POST OFFICE, BEERWORKS
- Post office, Beerwerks, the plant store
- Post office, brewery
- Post office, brewery
- Post office, brewery
- Post office, brewery
- Post office, brewery visit, plant nursery shopping
- Post Office, Brewery, and nursery
- post office, brewery, coffee shop
- Post office, brewery, town seasonal events
- Post Office, CF&G Public Market & Coffeehouse, or Timnath Beerwerks.
- Post office, coffee shop
- Post Office, coffee shop and brewery.
- Post office, coffee shop, brewery, The Hidden Stem
- Post office, coffee shop, browsing, and shops
- post office, coffee shop, clothing store
- Post office, coffee, dining/brewery, plant store
- Post office, farmers market, shopping, to have a drink.
- Post office, fine and funky. Really nothing else to look at at the railroad station shop.

- Post office, garden shop
- post office, hair salon, Timnath Beer Werks
- POST OFFICE, HAIRCUTS
- POST OFFICE, NEED MORE RETAIL
- Post Office, Nursery and Flowers, Brewery
- Post office, nursery, lunch
- Post office, passing through
- Post office, plant store
- Post office, plant store
- Post office, retail, passing through
- POST OFFICE, SHOP, BEER
- Post Office, shopping, brewery.
- post office, social meeting
- Post Office, TBW
- Post office, Timnath Beer Works
- Post office, Timnath Beerwerks
- Post office, Timnath Beerwerks, garden shop
- Post office, Timnath Beerworks
- Post office, Walmart, Costco
- Post Office. It is the only thing in Old Town worth visiting most of the time.
- Post Office. Timnath Brewery.
- Post office. I wish I had a reason to visit more often. Downtown Timnath has a great potential, I wish we had coffee shops, restaurants, hair salon....
- Post office. No other reason to visit.
- Post office. Old town is a waste of money. They are just trying to get the new residents to pay for stuff.
- Post Office. Santa at the local church.
- Post office. Timnath Beerworks
- post office. timnath beerworks.
- Post office. Would visit more frequently if there were more small businesses and restaurants.
- Post Office; Timnath Beerworks; Farmer's Market
- Postal
- Postal service
- purchase flowers/fruit
- retail
- School event, post office, food/drink
- School function, city festivals.
- shop, brewery, coffee
- shopping
- Shopping and services
- "Shopping at Nursery
- Coffee at CF&G
- Together for Timnath meetings at church and CF&G
- Old Town Brainstorming meeting"
- Shopping during Christmas.
- Shopping, hair services, retail services
- Shopping, hair, dinner/food
- Shopping, mail.
- Shopping, post office, sight seeing
- Shops and brewery
- TBW
- The bakery that closed. We need a downtown for socializing, eating (quality restaurants), and retail.
- The brewery and food trucks
- The brewery, post office and coffee shop
- The coffee shop
- The coffee shop and the post office.
- The coffee shop, post office and brewery, plant store
- The coffee shop, the post office
- The flower/vegetable store....The Timnath BEERWIRKS...The Post Office...The Insurance Company...The Dress Shop
- THE HIDDEN STEM (BUSINESS)
- The Hidden Stem and Timnath Beerwerks.
- The new Friday Artwalk. Coffee. There's almost nothing else, except the brewery, and I'm not much for beer.
- The plant store, feed and grain, insurance agent, post office
- The post office.

- There isn't too much to do so we walk around the area and sometimes we stop at the brewery.
- Timnath Beerwerks - it is a nice place to hang out and be with friends. I wish downtown Timnath had more spaces like TB.
- Timnath beer weeks, timnath elementary, usps
- Timnath Beer Works
- Timnath Beer Works
- Timnath Beer Works, breakfast burritos, or town events.
- Timnath beer works. Its about the only thing there that interest me.
- Timnath Beerwerks
- Timnath Beerwerks
- Timnath Beerwerks
- Timnath Beerwerks
- Timnath beerwerks
- Timnath Beerwerks
- Timnath Beerwerks
- Timnath Beerwerks
- Timnath Beerwerks
- Timnath Beerwerks
- Timnath Beerwerks
- Timnath Beerwerks
- Timnath Beerwerks
- Timnath Beerwerks
- Timnath Beerwerks & Post Office
- Timnath Beerwerks and food trucks there.
- Timnath Beerwerks and plant store.
- Timnath beerwerks and the hidden stem
- Timnath beerwerks and the post office
- Timnath beerwerks bingo
- Timnath Beerwerks is the only reason to visit Old Town. The rest of Old Town is a joke.
- Timnath beerwerks on a few occasions, a couple of school functions, business at the post office.
- Timnath Beerwerks, flower shop and former attorney office.
- TIMNATH BEERWERKS, HIDDEN STEM, COFFEE SHOP
- Timnath Beerwerks, post office
- Timnath Beerwerks, Santa and holiday festivities, post office
- Timnath Beerwerks, TacoMan food truck
- "Timnath Beerwerks.
- Frequent Walks. "
- Timnath Beerwerks. If Timnath elementary counts, then daily.
- Timnath Beerwerks. Post office.
- Timnath Beerwerks and food trucks, because we have no restaurants.
- Timnath Beerwerks, Hidden Stem, Coffee shop
- Timnath brewery and Gross post office
- Timnath Brewery, post office, plant market
- Timnath Church
- Timnath market and the littler bakery /gift shop
- Timnath Presbyterian Church, Timnath Beerwerks and The Hidden Stem. Typically in that order.
- Timnath services and post office
- To buy flowers and farmers market. Old town is a missed opportunity, if you look at downtown worth it old town, Longmont old town, Loveland old town, Fort Collins old town Tim completely misses the Mark
- To go to The Hidden Stem nursery
- to go to the post office; to go to the Public Market

- To grab a beer/food!... Would love more restaurants and shopping
- to pick up mail in the post office
- To purchase flowers. Love to see more restaurants or shops.
- Town events
- "Treasure hunt for kids,
- Nursery
- Post office "
- Tree lighting
- Trips to the post office.
- Using the Post Office (they are wonderful) and visiting the plant shop, and activities at the church.
- USPS and church
- USPS and Timnath Beerwerks
- USPS, breweries
- USPS, Timnath Brewery, Public Market Coffeehouse
- USPS.
- Visit a local business
- "visit beerwerks
- go to the coffee shop"
- Visit post office
- Visit post office, shop at gardening center, farmers markets
- visit the garden shop
- Visit the post office
- Visit Timnath Beerwerks.
- Visited the brewery and usps.
- Visiting nursery, brewery, coffee shop, post office
- Visiting the businesses that we do have in downtown. In my opinion this is the most underserved, underutilized, and underappreciate area of Timnath.
- Walk
- Walk the area, practice at the ball field, Timnath brewery,
- Walked around Old Town, pass by frequently to get home or drive my boys to Timnath Middle HS for sports.
- Walking with the dog, playground at the school
- Walking. School. Brewery.
- Wanted to support whatever local business there is but the quality is poor, experience is poor and it needs substantial revitalization
- We did the elf scavenger hunt, went to the post office, and a trip to Timnath Beerwerks.
- We go to beerwerks, or the middle school. The town should buy up the properties on main street as they are listed and fix them up into move in ready commercial.
- We go to the brewery, the only thing that is there
- We go to the little cafe on the corner and Timnath Beerwerks. We love these little spots, but there is little diversity in old town. It has the chance to be so cute, but it's focused on residential development and not enough on commercial expansion.
- We go to the PO regularly and Timnath Beerwerks periodically.
- We go to the post office and sometimes just to walk around.
- We have passed through and gone to a few businesses in the Old Town area
- We live in old town and walk there daily, we go to the post office daily, we also go to the hidden stem and Timnath beer works often.
- We love the Hidden Stem Nursery!! For multiple reasons...i.e. flowers, plants, gifts and fresh vegetables and fruit!!
- We took our out of town friends to Timnath Beer Werks.
- We walk the dogs daily through old town, as well as get a beer every couple of weeks at Timnath Beerwerks.
- We walked or went to Timnath Beerwerks or the Hidden Stem.

- We went for the lighting of the Christmas tree, however, this was the first time that we did it and won't probably do it again. We go to the Brewery or the Plant Nursery on the street. There are no other business to bring any reason to go there. We want to see good restaurants go into Old Town.
- Well, Timnath Beerwerks and the Post Office, of course!
- Went to coffee shop, which we will never go back to because it was dirty and messy
- Went to the coffee shop for business meeting
- What is there to do other than Get a beer? There is no heartbeat in old town. There are no businesses.
- Xmas parade

Q27—"What events would you like to see the Town of Timnath provide that they currently do not provide?"

- 4th of July just like Wellington does.
- 5K walk/run.
- A 5K or similar race. Maybe more frequent cleanup/recycling days.
- A better holiday event.
- A community garden plot
- A fall and spring clean up event.
- A rec center!
- A recreation center
- A recreation center with exercise classes
- A sit down restaurant.
- A small summer fair would be nice
- A summer pig roast!!
- A Timnath-sponsored sports tournament.
- Accommodation for people with special needs.
- Again - Timnath needs to support the arts. Old Town would be a great place to start - statistics support the idea that if you establish a vital arts community that other high quality stores will follow. Please - we need this.
- Allow those who live on reservoir and have had permits previously to obtain boat permits prior to new residents
- Anything that would bring events to downtown. So far everything has been taken away- Founders Day, Lighting Ceremony, etc. Downtown has a way better vibe than the community park.
- Art & Music Festival
- assist neighborhoods that want to have block parties; rec opportunities for seniors; pause housing projects to finish some park and landscaping projects; community garage sales
- BBQ
- beer or wine festivals, car show, 10K fun run
- "Bicycle rides
- Picnic in the park"
- Bike Parade

- Bike parades, craft fair
- Bike trails connecting Wildwing south to Timnath Ranch and west to Fort Collins
- Bring back the nighttime winter lights festival in downtown Timnath!!!!
- BRING BACK THE TREE LIGHTING IN OLD TOWN
- Can't think of anything right now. There are plenty of opportunities to meet and greet people and enjoy the outdoors. I do wish we had a rec center either between Fort Collins or Timnath that was much closer.
- can't think of anything.
- Charitable or awareness events like 5k for kids with cancer. Service fair, inviting be a match to come, etc.
- Christmas in Old Town
- Christmas in old town and other old town based events
- Clean up day 2x's per year.
- Clean up spring and fall
- Community event that provides discounted trees, shrubs, perennials to help residents beautify their yards.
- Community garage sale at one location.
- community talent competitions
- Concert series
- CONCERT SERIES INSTEAD OF MOVIES IN THE PARK
- Concert series within walking or biking range to get to
- Concerts and events for teens and adults.
- Concerts at the new pavilion that should be built in a centrally accessible location or near the river. Food Truck Rallies.
- Concerts in the park
- Concerts in the park
- Concerts in the parks on spring/summer/fall evenings.
- Continued investment into growth of our recreational programming. Bring the community together in ways that get us interacting and playing together.
- "Cooking competitions. (baking, chili, holiday treat, etc...)"
- Chili cook-off at outdoor events. (fall events)
- BBQ cook-off. (July 4th.)"
- Cornhole tournament. Add a few 5ks runs. More activities at the reservoir. Other than the 4th of July events it seems underutilized the rest of the year. There's tons of space there.
- Cultural events, particularly music based, e.g., resident musician gatherings, in a community center.
- Current offerings are good
- Doggie days, social group meet ups
- Don't know what the options are
- Events cost money and we have enough already
- Farmers market
- Farmers market
- Farmers or craft markets

- Fine arts events-music, visual art, theater
- Fitness events
- Fitness/Health Fair
- Food and beer festivals, farmers markets weekly
- Food truck events
- Food truck gathering
- Food truck in the park
- "Food truck rally
- Concert series
- More service-oriented opportunities (i.e., Neighbors-Helping-Neighbors)"
- Food trucks in the parks
- Food trucks more often and events with arts
- For a small town, you do a good job with events.
- Free Concerts in the park, Food Truck Day at the community park (maybe once a month, or once a quarter), 5Ks to support local schools or national efforts, and highlights in the newsletter (or other town communications) of the local small businesses owned and operated by people who live in the community.
- Gardening events and a more supported farmers market.
- Grand opening of a Library, Community Center and grocery store.
- grass volleyball league/tournaments for youth and adults
- greater focus on the various neighborhoods in Timnath; not just the Harmony corridor areas
- Holiday event back in old town Timnath at night
- Holiday parades on schoolhouse drive, events not marketed beyond Timnath residents to keep attendance reasonable, charity-focused events
- Host tournaments - tennis, pickleball, bags, golf, football, baseball, softball, soccer, etc....
- I believe the Town and related committees are doing a wonderful job of keeping Timnath fun. I'm past the "growing family" state and not yet a grandparent, so please take my responses with that consideration. I truly love living in Timnath.
- I find it hard that Timnath advertises is Timnath event to other cities and towns so attend making it hard for the actual residents of Timnath to participate because so many other nonresidents attend these events.
- I keep hearing about recreation programs but I haven't found information on this. We just go through Fort Collins for youth programming but would love something more local.
- I liked the community it clean up in fall and spring. I wish it was timed after the garage sale. I also enjoy the big social events but we should show our ID or be scaled back a bit if they are getting to expensive. I also miss the lights drive thru at Christmas.
- I love the timnath town events BUT there are so many people from other towns and I don't get to enjoy it because the lines are unbearably long, and it's my tax dollars paying for it. I know so many people from all over noco come and enjoy it and don't live here. Have you thought about vouchers for Timnath residents and then charging to non residents? I bed it would reduce the people so actual town residents could enjoy the activities
- I loved the holiday fun that old Town Timnath used to support.
- I think smaller scale events like maybe BBQ cookouts or yard game competitions would be fun.

- I think Timnath does a great job with events, just keep the riffraff out.
- I think we spend too much and could get by with fewer events ... let's stick to two or three at the most? (4th of July, and just one event in the spring and in the fall?)
- I think you do a wonderful job already and we are very happy.
- I would be interested in seeing more sidewalks to connect north and south timnath along the country roads.
- I would like clean up day to be after the timnath ranch garage sale. But more events for littles.
- I would like to have Christmas back in Old Town.
- I would like to see a larger dog park similar to Spring Canyon that has a pond and beautiful shade trees. Our community park's dog park is underwhelming.
- I would love to see an event to teach people how to prune and care for the trees they have and or plant more trees. Most people are intimidated by their trees because they don't know anything about them.
- I'd like a Timnath Rec Center
- Indoor pool and hot tub - I don't support increased taxes for this to though, we're already heavily taxed here in Timnath and pay HOA dues that have increased. I'm sure they have money somewhere for this!
- Is the town big enough for two times a month farmers market?
- It would be nice to have Timnath develop a beautiful concert venue with indoor and outdoor concerts. It would also be nice to have a senior center with events and classes for ages 55+.
- It's good
- Large scale events should only be for residents. To get free ice cream you should be a resident only.
- Larger scale weekly farmers markets, i.e. more Farmer vendors and food.
- Learn to fish, summer scavenger hunt, Taste in Timnath, resident-only event(s)
- Lectures and book readings/events.
- Live music
- Longer versions of the current events. With the growth of the town, the scheduled time feels crammed in...extend the hours to full day (or near full day) events.
- Makers market, farmers market
- Market in the summer
- Maybe more events with live music and food trucks, like they do on Thursdays in Niwot and Fridays in Louisville.
- Meetings on discussion zoning and long term development
- More availability of vendors so that the lines at the activities for kids are not so long. There should be more kids jump houses, and/or play things so there is not as long of a wait.
- More bike related events, like Tour de Fat or Open Streets in Fort Collins
- more concerts
- more concerts, art shows, classes like birdwatching, photography, adult sports leagues
- More dining opportunities
- More diverse celebrations such as: Cinco de Mayo celebration
- More events for kids.
- More movie nights in the summer in the park and maybe a food truck night downtown!

- More of the recreational activities listed above
- More old town, attractions, and community wide events
- MORE RESTAURANTS/SHOPPING
- More sports options for kids
- Mostly would like to see the hours of the events shifted to either be in the morning or afternoon, but right at noon every time is inconvenient.
- Music in parks, fitness in parks, safe biking opportunities, trail connectivity. There's a lot of trails that go nowhere and don't yet connect to anything.
- Music with food truck rally's over summer, improved kids recreational sports, rec center, better shopping and restaurants
- Music, line dancing, block party for families, water day
- Neighborhood block party fundraisers
- Old Town tree lighting Festival,
- Once a month (or more) activities (food trucks, 5K, movies, concerts)
- Other organizations festivals/events.
- Our old town has no heart so its hard to have fun events. I would say if old town was cool and fun with restaurants and shops than events around old town would be fun.
- Parade for 4th of July or 5K race/walk
- Please bring back community clean up twice per year!
- pool
- Positive police engagements
- Programs for adults with disabilities
- Rec center
- Rec with indoor pool, hot tub, weight room like windsor rec
- Recreation center
- Revitalize the old downtown to better use of the lots around for food truck and live music the new Pickleball courts Tim could host monthly tournaments for people over 55
- Run/walk event.
- running event 10K
- Senior activities, such as exercise, coffee hour, book club, walking group.
- Senior center & activities
- Show bigger support for the drive thru light display at CYO during the holidays. A spring lawn clean up day with bins at the park where we can haul yard waste. The hardest thing to get rid of!! Put it in that big wasted dog park no one uses
- Small gathering like BBQ or something more often in neighborhood
- Snow removal on residential streets.
- "Sponsor (Timnath Community Only) sporting activities/tournaments: Pickleball, basketball, volleyball, cornhole, kickball, etc.
- Would be a good way for community to connect, with a little friendly competition and physical activity
- Keep it to Timnath residents only"
- Sponsor a Farmers Market
- Spring AND fall cleaning day, community garage sale

- Spring-Summer-Fall music, more extensive Farmer's market, craft fairs
- St Patrick's Day
- Summer concerts in the park
- Summer in the park youth orchestra or band. Town dances
- Swim beach at the reservoir
- Swim team at the big pool.
- The events hosted at Timnath Community Park are great. Would be nice to see more of them.
- The holiday festival back in old town.
- The old town Christmas event was the best...nothing will compare. The rest are ok but feel like a giant waste as we let everybody from neighboring areas that aren't Timnath residents come and clog lines to everything. Start checking id's and truly make it for our town.
- The recreation based! That would be great for fostering community relationships
- The Town does a great job with events both in variety and quality
- There is no town. There is no local community. There is only a collection of neighborhoods. There is no small business. There is only fast food and big box retailers. We spend all our time in Fort Collins or Windsor. The Town provides nothing.
- They do such a creative job! We love the events!
- Town-wide trash pick up with volunteers.
- Vibrant activities in Old Town area
- Way too much is spent on Town events. I can't believe we have full-time employee(s) for entertainment. I've never lived in a community where the town/city government felt responsible for entertaining the citizens. That is the role of non-profit service organizations. I have not attended a single Town event except watch the fireworks from afar. We spend way too much on fireworks.
- We have enough events. Nice to have a recreation facility but we are taxed more than any other town in Larimer County but no facility to show for it.
- We love all of the events the Town of Timnath provides.
- we need a library with groups, a meeting room, reading groups, toastmasters, tutoring rooms, movie night, baby events. that bonds mothers!
- We need a rec center that was suppose be done before the Police station. We are still waiting for the rec center?!
- Weekly market where folks can gather and run into each other
- well organized Farmer's Market and large Arts Festival in downtown Timnath (with good parking options)
- What community parks? There are parks that are part of the communities (Wild Wing etc.) but I'm not aware of community parks.
- When we moved here 9 years ago we were told there was a recreation center to be built soon.
- Wine festival
- Would like to check small gatherings above as well, as I do participate in them
- Would love to see a moderate sized grocery store so that we don't have to go into Windsor
- You already do a good job
- You're doing great!
- Youth bike safety in the summer



Survey Instrument



February 28, 2025

Dear Timnath Resident,

The Town of Timnath is seeking your input to help guide important decisions about the future with the included Community Survey. Your feedback is essential as we strive to improve Town services and enhance the quality of life for all residents.

This community survey is designed to gather your thoughts on various topics, including public safety, streets, parks and recreation, planning, and more. Even if you don't regularly use certain Town services, we still want to hear your perspective on how we can better serve you and your neighbors.

We value your time and input. Every response plays a crucial role in shaping the Town's future and ensuring that our priorities align with the needs of our residents. Your feedback helps shape the future of Timnath by guiding investments, improvements, and policies that enhance our community for everyone.

Please return your completed survey within the next two weeks. To ensure your feedback is gathered and analyzed independently, we have partnered with ETC Institute, a reputable consulting firm that also recently conducted our Parks and Recreation Master Plan Survey, to administer the survey. Your responses will remain confidential. You can return the completed survey in the enclosed postage-paid envelope addressed to ETC Institute, 725 W. Frontier Circle, Olathe, KS 66061, or, if you prefer, you can complete it online at **timnathsurvey.org**.

If you have any questions or need assistance, please reach out to us at info@timnathgov.com.

Thank you for being a part of this important process. Your voice matters, and we appreciate your help in shaping Timnath's future!

Sincerely,

Robert Axmacher
Mayor
Town of Timnath

2025 Town of Timnath Community Survey

The 2025 Community Survey aims to gather insights from Timnath residents on their perceptions, satisfaction, and priorities regarding Town services and quality of life. This survey covers topics like public safety, parks, and Town infrastructure and provides valuable feedback to guide decision-making. If you prefer, you can take this survey at timnathsurvey.org.

1. **Perceptions of Timnath.** Please rate your satisfaction with each of the following.

	How satisfied are you with...	Very Satisfied	Satisfied	Neutral	Dissatisfied	Very Dissatisfied	Don't Know
1.	Overall value that you receive for your Town tax dollars and fees	5	4	3	2	1	9
2.	Overall quality of life in the Town	5	4	3	2	1	9
3.	Overall image or reputation of the Town	5	4	3	2	1	9
4.	Overall appearance of the Town	5	4	3	2	1	9
5.	Overall quality of your neighborhood	5	4	3	2	1	9
6.	Overall feeling of safety in the Town	5	4	3	2	1	9
7.	Overall quality of the natural environment	5	4	3	2	1	9
8.	Overall quality of the built environment (design of buildings, parks, and transportation systems, etc.)	5	4	3	2	1	9

2. **What do you like BEST about living in Timnath?**

3. **What do you like LEAST about living in Timnath?**

4. **Overall Ratings of Timnath.** Please rate the quality of the following.

	How would you rate Timnath...	Excellent	Good	Neutral	Below Average	Poor	Don't Know
1.	As a place to live	5	4	3	2	1	9
2.	As a place to raise children	5	4	3	2	1	9
3.	As a place to work	5	4	3	2	1	9
4.	As a place to retire	5	4	3	2	1	9
5.	As a place to visit	5	4	3	2	1	9

5. **Major Town Services.** Please rate your overall satisfaction with the following major services provided by the Town of Timnath.

	How satisfied are you with...	Very Satisfied	Satisfied	Neutral	Dissatisfied	Very Dissatisfied	Don't Know
01.	Overall quality of parks and recreation programs/facilities	5	4	3	2	1	9
02.	Overall maintenance of Town streets and sidewalks	5	4	3	2	1	9
03.	Overall enforcement of Town codes and ordinances	5	4	3	2	1	9
04.	Overall quality of customer service you receive from Town employees	5	4	3	2	1	9
05.	Overall quality of services provided by the Town	5	4	3	2	1	9
06.	Overall quality of police services	5	4	3	2	1	9
07.	Overall effectiveness of Town communication with the public	5	4	3	2	1	9
08.	Overall flow of traffic on Town streets	5	4	3	2	1	9
09.	Overall quality of transportation safety on Town streets	5	4	3	2	1	9
10.	Overall quality of the Town's planning, building, and development review processes	5	4	3	2	1	9
11.	Efforts to ensure your community is prepared for emergencies and disasters	5	4	3	2	1	9

6. Which **THREE** of the services listed in Question 5 on the previous page do you think are **MOST IMPORTANT** for the Town to provide? [Write in your answers below using the numbers from the list in Question 5, or circle "NONE."]

1st: _____ 2nd: _____ 3rd: _____ NONE

7. **Customer Service.** Have you called or visited the Town with a question, problem or complaint during the past year?

____(1) Yes [Answer Q7a.] ____ (2) No [Skip to Q8.] ____ (9) Don't know [Skip to Q8.]

7a. Please rate your satisfaction with each of the following.

	How satisfied are you with...	Very Satisfied	Satisfied	Neutral	Dissatisfied	Very Dissatisfied	Don't Know
1.	How easy the Town is to contact	5	4	3	2	1	9
2.	The way you are treated by Town employees	5	4	3	2	1	9
3.	The accuracy of information received from Town employees	5	4	3	2	1	9
4.	How well your issues are handled by Town employees	5	4	3	2	1	9
5.	Overall responsiveness of Town employees to requests	5	4	3	2	1	9

8. **Communication.** Please rate your satisfaction with each of the following items using a scale of 1 to 5, where 5 means "Very Satisfied" and 1 means "Very Dissatisfied."

	How satisfied are you with...	Very Satisfied	Satisfied	Neutral	Dissatisfied	Very Dissatisfied	Don't Know
1.	Availability of information about Town programs and services	5	4	3	2	1	9
2.	Town efforts to keep you informed about local issues	5	4	3	2	1	9
3.	Quality of the Town's website	5	4	3	2	1	9
4.	Quality of Town's social media sites (e.g., Facebook, Instagram, X/Twitter)	5	4	3	2	1	9
5.	How well the Town's communications meet your needs	5	4	3	2	1	9
6.	The level of public involvement in Town decision-making	5	4	3	2	1	9

9. Please **CHECK ALL** the sources of information listed below that you currently use to obtain or receive information about the Town of Timnath. [Check all that apply.]

____ (1) Town weekly e-mail newsletters (This Week in Timnath) ____ (4) Town website (Timnath.org)
 ____ (2) Resident magazine (Timnath Neighbors, Harmony Stroll) ____ (5) Local news outlets
 ____ (3) Town's social media sites (e.g., Facebook, Instagram, X/Twitter) ____ (6) YourTimnath.org
 ____ (7) Other: _____

10. From which **THREE** sources of information listed in Question 9 would you **MOST PREFER** to get information from the Town of Timnath? [Write in your answers below using the numbers from the list in Question 9, or circle "NONE."]

1st: _____ 2nd: _____ 3rd: _____ NONE

11. **Safety and Security.** Please rate your feeling of safety in the following situations in the Town using a scale of 1 to 5, where 5 means "Very Safe" and 1 means "Very Unsafe."

	How safe do you feel...	Very Safe	Safe	Neutral	Unsafe	Very Unsafe	Don't Know
1.	Overall feeling of safety in your community	5	4	3	2	1	9
2.	In community parks	5	4	3	2	1	9
3.	In retail areas	5	4	3	2	1	9
4.	In Old Town Timnath	5	4	3	2	1	9
5.	In your neighborhood at night	5	4	3	2	1	9
6.	In your neighborhood during the day	5	4	3	2	1	9

12. Public Safety. Please rate your satisfaction with each of the following.

	How satisfied are you with...	Very Satisfied	Satisfied	Neutral	Dissatisfied	Very Dissatisfied	Don't Know
01.	Efforts by police in your community to prevent crime	5	4	3	2	1	9
02.	Enforcement of local traffic laws	5	4	3	2	1	9
03.	How quickly ambulance and emergency medical services personnel respond to emergencies	5	4	3	2	1	9
04.	How quickly fire services personnel respond to emergencies	5	4	3	2	1	9
05.	How quickly police respond to emergencies	5	4	3	2	1	9
06.	Overall quality of emergency medical and ambulance services	5	4	3	2	1	9
07.	Overall quality of fire services	5	4	3	2	1	9
08.	Overall quality of police services	5	4	3	2	1	9
09.	Visibility of police in commercial or retail areas	5	4	3	2	1	9
10.	Visibility of police in neighborhoods	5	4	3	2	1	9

13. Which THREE of the public safety services listed in Question 12 do you think are MOST IMPORTANT for the Town to provide? [Write in your answers below using the numbers from the list in Question 12, or circle "NONE."]

1st: ____ 2nd: ____ 3rd: ____ NONE

14. City Growth. Please rate your satisfaction with each of the following items using a scale of 1 to 5, where 5 means "Very Satisfied" and 1 means "Very Dissatisfied."

	How satisfied are you with...	Very Satisfied	Satisfied	Neutral	Dissatisfied	Very Dissatisfied	Don't Know
1.	Rate of growth in Timnath	5	4	3	2	1	9
2.	Diversity of business development	5	4	3	2	1	9
3.	Quality of residential development	5	4	3	2	1	9
4.	Growth management/annexations	5	4	3	2	1	9
5.	Preservation of open space or other natural areas	5	4	3	2	1	9

15. Do you think the growth rate in Timnath is...

____(1) Too fast ____ (2) Just right ____ (3) Too slow ____ (9) Don't know

16. Housing. Please rate your satisfaction with the items below using a scale of 1 to 5, where 5 means "Very Satisfied" and 1 means "Very Dissatisfied."

	How satisfied are you with...	Very Satisfied	Satisfied	Neutral	Dissatisfied	Very Dissatisfied	Don't Know
1.	Availability of housing options by price range	5	4	3	2	1	9
2.	Availability of a range of housing types (e.g., apartments, townhomes, condos, duplexes, single family)	5	4	3	2	1	9
3.	Efforts of the Town to expand and preserve housing that is affordable	5	4	3	2	1	9

17. How would you rate the overall quality of downtown Timnath (Old Town)? [Select one.]

____(5) Very good ____ (4) Good ____ (3) Neutral ____ (2) Poor ____ (1) Very poor

18. In the last 12 months, how many times have you or a member of your household visited downtown Timnath (Old Town)? [Select one.]____(1) A couple times a week ____ (3) At least once a month ____ (5) Never
____ (2) At least weekly ____ (4) A few times a year**18a. If you or any members of your household have visited downtown Timnath (Old Town) in the past 12 months, what was the reason for visiting?**

19. **Rate your level of agreement with the following statement: *I would support the town of Timnath allocating funds and staff time to revitalize Old Town/downtown Timnath, including attracting more businesses and services.***

____(5) Strongly agree

____(3) Neutral

____(1) Strongly disagree

____(4) Agree

____(2) Disagree

20. **Reasons to Live in Timnath.** Several reasons for deciding where to live are listed below. Using a scale of 1 to 3, with 3 being "Very Important" and 1 being "Not Important," please rate how important each reason is to your decision to live in Timnath.

How important is...	Very Important	Moderately Important	Not Important
01. Small town feel	3	2	1
02. Quality of public schools	3	2	1
03. Employment opportunities	3	2	1
04. Types of housing	3	2	1
05. Affordability of housing	3	2	1
06. Availability of parks and recreation opportunities	3	2	1
07. Near family or friends	3	2	1
08. Safety and security	3	2	1
09. Availability of transportation options	3	2	1
10. Proximity to downtown Fort Collins	3	2	1
11. Ease of access to the metro Denver	3	2	1
12. Library services and programs	3	2	1
13. Things to do (entertainment, recreation, dining, etc.)	3	2	1
14. Places to shop	3	2	1
15. Convenient services (medical, financial, gas, groceries)	3	2	1

21. **Which THREE of the items listed in Question 20 will have the biggest impact on your reasons for staying in Timnath?** [Write in your answers below using the numbers from the list in Question 20, or circle "NONE."]

1st: ____

2nd: ____

3rd: ____

NONE

22. **Parks and Recreation Services.** Please rate your satisfaction with each of the following.

How satisfied are you with...	Very Satisfied	Satisfied	Neutral	Dissatisfied	Very Dissatisfied	Don't Know
1. Maintenance of Town parks	5	4	3	2	1	9
2. Number of Town parks	5	4	3	2	1	9
3. Appearance of parks and facilities	5	4	3	2	1	9
4. Location of Town parks	5	4	3	2	1	9
5. Quality of walking and biking trails	5	4	3	2	1	9
6. Outdoor athletic fields (baseball, soccer, softball, etc.)	5	4	3	2	1	9
7. Availability of information about recreation programs	5	4	3	2	1	9
8. Quality of recreation programs for youth	5	4	3	2	1	9
9. Number of parks and recreation amenities	5	4	3	2	1	9

23. **Timnath Reservoir.** Please rate your satisfaction with each of the following.

How satisfied are you with...	Very Satisfied	Satisfied	Neutral	Dissatisfied	Very Dissatisfied	Don't Know
1. Maintenance, appearance, and accessibility of Timnath Reservoir	5	4	3	2	1	9
2. The ease of the process for registering and receiving your shore, motorized, and non-motorized boat permits	5	4	3	2	1	9

24. How supportive would you be of a sales tax increase to develop and build a community center with weight rooms, fitness areas, lap pools, activity pool, and swim lessons as a multi-generational community hub? *[Select one.]*

____(5) Very supportive ____ (3) Neutral ____ (1) Not at all supportive
 ____ (4) Supportive ____ (2) Slightly supportive

25. Please rate how important you believe each of the following event types are to the community in Timnath.

	How important are...	Very Important	Moderately Important	Not Important
1.	Large-scale community-wide events (4th of July celebration, fall festivals, ice cream socials, holiday festival, etc.)	3	2	1
2.	Smaller gatherings (movies in the park, concert series, etc.)	3	2	1
3.	Recreation or activity-based events (fitness in the park, lawn game tournaments, etc.)	3	2	1
4.	Education-based events (Council Chats, Citizens Academy, etc.)	3	2	1

26. Which ONE of the event types listed below would you and/or the members of your household be MOST LIKELY TO PARTICIPATE IN? *[Check only ONE.]*

____ (1) Large-scale community-wide events (4th of July celebration, fall festivals, ice cream socials, holiday festival, etc.)
 ____ (2) Small neighborhood gatherings (movies in the park, concert series, food truck rally etc.)
 ____ (3) Recreation or activity-based events (fitness in the park, lawn game tournaments, 5k/runs etc.)
 ____ (4) Education-based events (Council Chats, Citizens Academy, etc.)
 ____ (5) None, would not participate in any of these events

27. What events would you like to see the Town of Timnath provide that they currently do not provide?

28. Maintenance and Appearance of the Town. Please rate your satisfaction with each of the following.

	How satisfied are you with...	Very Satisfied	Satisfied	Neutral	Dissatisfied	Very Dissatisfied	Don't Know
01.	Accessibility of streets, sidewalks, and buildings for people with disabilities	5	4	3	2	1	9
02.	Adequacy of Town street lighting	5	4	3	2	1	9
03.	Appearance and condition of Town medians, rights-of-way, and public areas	5	4	3	2	1	9
04.	Condition of major Town streets (primary streets)	5	4	3	2	1	9
05.	Condition of sidewalks in your neighborhood	5	4	3	2	1	9
06.	Condition of street signs and traffic signals	5	4	3	2	1	9
07.	Condition of streets in your neighborhood (secondary streets)	5	4	3	2	1	9
08.	Maintenance of public buildings and facilities	5	4	3	2	1	9
09.	Mowing and trimming along streets and other public areas	5	4	3	2	1	9
10.	Overall cleanliness of Town streets	5	4	3	2	1	9
11.	Quality of on-street bicycle infrastructure (bike lanes/signage)	5	4	3	2	1	9
12.	Snow removal on major Town streets	5	4	3	2	1	9
13.	Traffic flow on major Town streets	5	4	3	2	1	9
14.	Visibility of pavement markings and street signs on Town streets	5	4	3	2	1	9

29. Which THREE of the maintenance and appearance of the Town services listed in Question 28 do you think are MOST IMPORTANT for the Town to provide? *[Write in your answers below using the numbers from the list in Question 28, or circle "NONE."]*

1st: ____ 2nd: ____ 3rd: ____ NONE

30. Code Enforcement Services. Please rate your satisfaction with each of the following.

	How satisfied are you with...	Very Satisfied	Satisfied	Neutral	Dissatisfied	Very Dissatisfied	Don't Know
1.	Enforcement of clean-up of trash and debris on private property	5	4	3	2	1	9
2.	Enforcement of exterior maintenance of commercial/business property	5	4	3	2	1	9
3.	Enforcement of exterior maintenance of residential property	5	4	3	2	1	9
4.	Enforcement of mowing and cutting of weeds on private property	5	4	3	2	1	9
5.	Enforcement of sign regulations	5	4	3	2	1	9

31. To what degree, if at all, are the following a problem in Timnath?

	To what extent are the following problems in Timnath?	Major Problem	Minor Problem	Not a Problem	Don't Know
1.	Vandalism	3	2	1	9
2.	Graffiti	3	2	1	9
3.	Drugs	3	2	1	9
4.	Auto theft	3	2	1	9
5.	Too much growth	3	2	1	9
6.	Homelessness	3	2	1	9
7.	Taxes are too high	3	2	1	9

Demographics*Your individual responses will remain confidential.***32. Including yourself, how many people in your household are...**

Under age 5: ____ Ages 15-19: ____ Ages 35-44: ____ Ages 65-74: ____
 Ages 5-9: ____ Ages 20-24: ____ Ages 45-54: ____ Ages 75+: ____
 Ages 10-14: ____ Ages 25-34: ____ Ages 55-64: ____

33. What is your age? ____ years**34. Are you or any members of your family of Hispanic, Spanish, or Latino/a/x ancestry?**

____(1) Yes (How many? ____ people) ____ (2) No

35. Which of the following best describes your race/ethnicity? [Check ALL that apply.]

____(01) Asian or Asian Indian ____ (04) White or Caucasian
 ____ (02) Black or African American ____ (05) Native Hawaiian or other Pacific Islander
 ____ (03) American Indian or Alaska Native ____ (99) Other: _____

36. Approximately how many years have you lived in Timnath? ____ years**37. Do you plan to retire in Timnath? ____ (1) Yes ____ (2) No****38. Do you own or rent your current residence? ____ (1) Own ____ (2) Rent****39. Would you say your total annual household income is...**

____ (1) Under \$75,000 ____ (3) \$125,000 to \$174,999 ____ (5) \$225,000 or more
 ____ (2) \$75,000 to \$124,999 ____ (4) \$175,000 to \$224,999

40. Your gender: ____ (1) Male ____ (2) Female ____ (3) I prefer to self-identify: _____**41. What is the primary language spoken in your home?**

____ (1) English ____ (2) Spanish ____ (3) Other: _____

This concludes the survey. We appreciate your time!

Please return your completed survey in the enclosed return-reply envelope addressed to:

ETC Institute, 725 W. Frontier Circle, Olathe, KS 66061

Your responses will remain completely confidential. The information to the right will ONLY be used to help identify the level of need in your area. Thank you!