

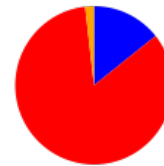


Adult Trap Data - Detail

Start Date: 08/11/2019 End Date: 08/12/2019

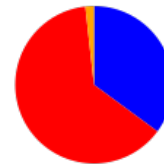
Timnath

Trap #	Date	Species	Count	Percent
LC-010	CDC Light Trap	Larimer	Timnath - 5th and Kern	
	08/11/2019	<i>Aedes dorsalis</i>	1	1.8%
	08/11/2019	<i>Aedes vexans</i>	7	12.5%
	08/11/2019	<i>Culex pipiens</i>	1	1.8%
	08/11/2019	<i>Culex tarsalis</i>	46	82.1%
	08/11/2019	<i>Culiseta inornata</i>	1	1.8%
		Total	56	



- *Aedes-Oc*
- *Anopheles*
- *Culex*
- *Culiseta*
- *Other*

LC-022	CDC Light Trap	Larimer	Timnath - Golf Course	
	08/11/2019	<i>Aedes vexans</i>	20	35.1%
	08/11/2019	<i>Culex tarsalis</i>	36	63.2%
	08/11/2019	<i>Culiseta inornata</i>	1	1.8%
		Total	57	



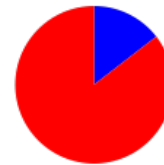
- *Aedes-Oc*
- *Anopheles*
- *Culex*
- *Culiseta*
- *Other*

LC-048	CDC Light Trap	Larimer	Timnath - Summerfields	
	08/11/2019	<i>Aedes vexans</i>	2	2.6%
	08/11/2019	<i>Culex pipiens</i>	2	2.6%
	08/11/2019	<i>Culex tarsalis</i>	72	94.7%
		Total	76	




- *Aedes-Oc*
- *Anopheles*
- *Culex*
- *Culiseta*
- *Other*

LC-050	CDC Light Trap	Larimer	Timnath - Wildwing	
	08/11/2019	<i>Aedes vexans</i>	9	14.5%
	08/11/2019	<i>Culex pipiens</i>	2	3.2%
	08/11/2019	<i>Culex tarsalis</i>	51	82.3%
		Total	62	

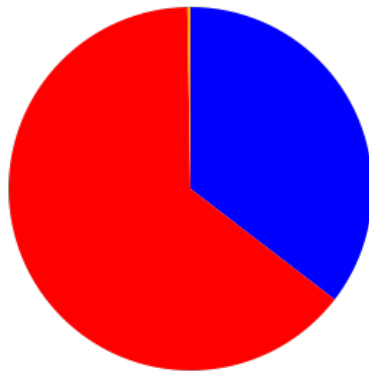


- *Aedes-Oc*
- *Anopheles*
- *Culex*
- *Culiseta*
- *Other*

Trap #	Date	Species	Count	Percent
LC-051	CDC Light Trap	Larimer Timnath - Serratoga Falls		
		08/11/2019	<i>Aedes increpitus</i>	8 3.2%
		08/11/2019	<i>Aedes vexans</i>	92 36.5%
		08/11/2019	<i>Culex pipiens</i>	4 1.6%
		08/11/2019	<i>Culex tarsalis</i>	148 58.7%
Total			252	



Trap #	Date	Species	Count	Percent
LC-052	CDC Light Trap	Larimer Timnath - Walmart		
		08/11/2019	<i>Aedes vexans</i>	120 52.6%
		08/11/2019	<i>Culex pipiens</i>	8 3.5%
		08/11/2019	<i>Culex tarsalis</i>	100 43.9%
Total			228	



	TOTAL	%
■ <i>Aedes-Oc</i>	259	35.4%
■ <i>Anopheles</i>	0	0.0%
■ <i>Culex</i>	470	64.3%
■ <i>Culiseta</i>	2	0.3%
■ <i>Other</i>	0	0.0%