



# Adult Trap Data - Detail

Start Date: 07/28/2019 End Date: 07/29/2019

Timnath

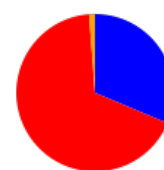
Trap #	Date	Species	Count	Percent
LC-010	CDC Light Trap	Larimer Timnath - 5th and Kern		
		07/28/2019	<i>Aedes dorsalis</i>	12 2.3%
		07/28/2019	<i>Aedes melanimon</i>	16 3.1%
		07/28/2019	<i>Aedes vexans</i>	324 61.8%
		07/28/2019	<i>Culex pipiens</i>	4 0.8%
		07/28/2019	<i>Culex tarsalis</i>	132 25.2%
		07/28/2019	<i>Culiseta inornata</i>	36 6.9%
		<b>Total</b>		

LC-022	CDC Light Trap	Larimer Timnath - Golf Course		
		07/28/2019	<i>Aedes vexans</i>	15 18.8%
		07/28/2019	<i>Culex pipiens</i>	1 1.3%
		07/28/2019	<i>Culex tarsalis</i>	62 77.5%
		07/28/2019	<i>Culiseta inornata</i>	2 2.5%
<b>Total</b>			<b>80</b>	

LC-048	CDC Light Trap	Larimer Timnath - Summerfields		
		07/28/2019	<i>Aedes dorsalis</i>	8 4.2%
		07/28/2019	<i>Aedes melanimon</i>	4 2.1%
		07/28/2019	<i>Aedes vexans</i>	20 10.4%
		07/28/2019	<i>Culex tarsalis</i>	156 81.3%
		07/28/2019	<i>Culiseta inornata</i>	4 2.1%
<b>Total</b>			<b>192</b>	

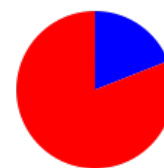
LC-050	CDC Light Trap	Larimer	Timnath - Wildwing
--------	----------------	---------	--------------------

Trap #	Date	Species	Count	Percent
	07/28/2019	<i>Aedes dorsalis</i>	8	2.4%
	07/28/2019	<i>Aedes melanimon</i>	40	12.0%
	07/28/2019	<i>Aedes spp.</i>	4	1.2%
	07/28/2019	<i>Aedes vexans</i>	52	15.7%
	07/28/2019	<i>Culex pipiens</i>	16	4.8%
	07/28/2019	<i>Culex tarsalis</i>	208	62.7%
	07/28/2019	<i>Culiseta inornata</i>	4	1.2%
		<b>Total</b>	<b>332</b>	



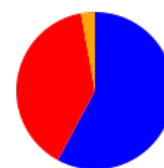
- Aedes-Oc
- Anopheles
- Culex
- Culiseta
- Other

LC-051	CDC Light Trap	Larimer	Timnath - Serratoga Falls	Date	Species	Count	Percent
				07/28/2019	<i>Aedes dorsalis</i>	8	3.2%
				07/28/2019	<i>Aedes vexans</i>	40	15.9%
				07/28/2019	<i>Culex pipiens</i>	12	4.8%
				07/28/2019	<i>Culex tarsalis</i>	192	76.2%
					<b>Total</b>	<b>252</b>	

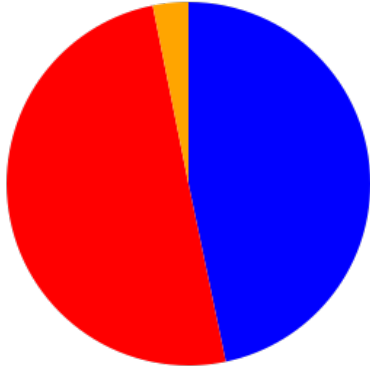


- Aedes-Oc
- Anopheles
- Culex
- Culiseta
- Other

LC-052	CDC Light Trap	Larimer	Timnath - Walmart	Date	Species	Count	Percent
				07/28/2019	<i>Aedes dorsalis</i>	8	0.9%
				07/28/2019	<i>Aedes increpitus</i>	12	1.4%
				07/28/2019	<i>Aedes melanimon</i>	4	0.5%
				07/28/2019	<i>Aedes vexans</i>	464	55.0%
				07/28/2019	<i>Culex pipiens</i>	28	3.3%
				07/28/2019	<i>Culex tarsalis</i>	304	36.0%
				07/28/2019	<i>Culiseta inornata</i>	24	2.8%
					<b>Total</b>	<b>844</b>	



- Aedes-Oc
- Anopheles
- Culex
- Culiseta
- Other



		TOTAL	%
	<i>Aedes-Oc</i>	1,039	46.7%
	<i>Anopheles</i>	0	0.0%
	<i>Culex</i>	1,115	50.1%
	<i>Culiseta</i>	70	3.1%
	<i>Other</i>	0	0.0%