

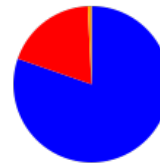


Adult Trap Data - Detail

Start Date: 07/21/2019 End Date: 07/22/2019

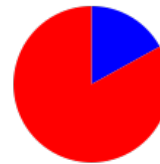
Timnath

Trap #	Date	Species	Count	Percent
LC-010	CDC Light Trap	Larimer Timnath - 5th and Kern		
		07/21/2019	<i>Aedes dorsalis</i>	24 4.5%
		07/21/2019	<i>Aedes melanimon</i>	16 3.0%
		07/21/2019	<i>Aedes vexans</i>	384 72.7%
		07/21/2019	<i>Culex tarsalis</i>	100 18.9%
		07/21/2019	<i>Culiseta inornata</i>	4 0.8%
Total			528	



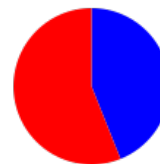
- *Aedes-Oc*
- *Anopheles*
- *Culex*
- *Culiseta*
- *Other*

LC-022	CDC Light Trap	Larimer Timnath - Golf Course		
		07/21/2019	<i>Aedes melanimon</i>	2 3.8%
		07/21/2019	<i>Aedes vexans</i>	7 13.2%
		07/21/2019	<i>Culex pipiens</i>	1 1.9%
		07/21/2019	<i>Culex tarsalis</i>	43 81.1%
Total			53	



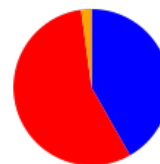
- *Aedes-Oc*
- *Anopheles*
- *Culex*
- *Culiseta*
- *Other*

LC-048	CDC Light Trap	Larimer Timnath - Summerfields		
		07/21/2019	<i>Aedes vexans</i>	29 43.9%
		07/21/2019	<i>Culex tarsalis</i>	37 56.1%
Total			66	



- *Aedes-Oc*
- *Anopheles*
- *Culex*
- *Culiseta*
- *Other*

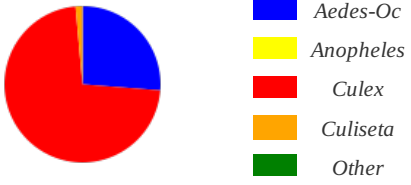
LC-050	CDC Light Trap	Larimer Timnath - Wildwing		
		07/21/2019	<i>Aedes dorsalis</i>	4 2.1%
		07/21/2019	<i>Aedes melanimon</i>	12 6.3%
		07/21/2019	<i>Aedes vexans</i>	63 33.3%
		07/21/2019	<i>Culex pipiens</i>	17 9.0%
		07/21/2019	<i>Culex tarsalis</i>	89 47.1%
		07/21/2019	<i>Culiseta inornata</i>	4 2.1%
Total			189	



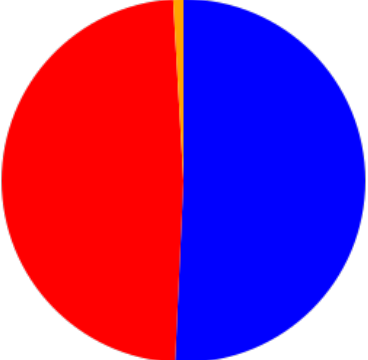
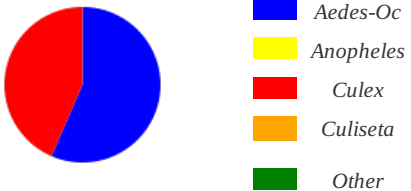
- *Aedes-Oc*
- *Anopheles*
- *Culex*
- *Culiseta*
- *Other*

Trap #	Date	Species	Count	Percent
--------	------	---------	-------	---------

LC-051	CDC Light Trap	Larimer	Timnath - Serratoga Falls		
		07/21/2019	<i>Aedes melanimon</i>	4	0.7%
		07/21/2019	<i>Aedes vexans</i>	144	25.5%
		07/21/2019	<i>Culex pipiens</i>	12	2.1%
		07/21/2019	<i>Culex tarsalis</i>	396	70.2%
		07/21/2019	<i>Culiseta inornata</i>	8	1.4%
Total				564	



LC-052	CDC Light Trap	Larimer	Timnath - Walmart		
		07/21/2019	<i>Aedes dorsalis</i>	4	1.1%
		07/21/2019	<i>Aedes increpitus</i>	12	3.3%
		07/21/2019	<i>Aedes melanimon</i>	4	1.1%
		07/21/2019	<i>Aedes vexans</i>	188	51.1%
		07/21/2019	<i>Culex tarsalis</i>	160	43.5%
Total				368	



	TOTAL	%
<i>Aedes-Oc</i>	897	50.7%
<i>Anopheles</i>	0	0.0%
<i>Culex</i>	855	48.4%
<i>Culiseta</i>	16	0.9%
<i>Other</i>	0	0.0%