

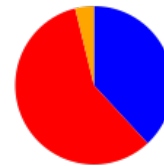


Adult Trap Data - Detail

Start Date: 07/14/2019 End Date: 07/15/2019

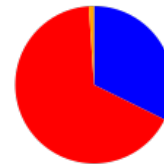
Timnath

Trap #	Date	Species	Count	Percent
LC-010	CDC Light Trap	Larimer	Timnath - 5th and Kern	
	07/14/2019	<i>Aedes dorsalis</i>	12	1.2%
	07/14/2019	<i>Aedes melanimon</i>	4	0.4%
	07/14/2019	<i>Aedes vexans</i>	380	36.5%
	07/14/2019	<i>Culex tarsalis</i>	604	58.1%
	07/14/2019	<i>Culiseta inornata</i>	40	3.8%
		Total	1,040	



- *Aedes-Oc*
- *Anopheles*
- *Culex*
- *Culiseta*
- *Other*

Trap #	Date	Species	Count	Percent
LC-022	CDC Light Trap	Larimer	Timnath - Golf Course	
	07/14/2019	<i>Aedes dorsalis</i>	20	5.2%
	07/14/2019	<i>Aedes melanimon</i>	4	1.0%
	07/14/2019	<i>Aedes vexans</i>	100	26.0%
	07/14/2019	<i>Culex pipiens</i>	4	1.0%
	07/14/2019	<i>Culex tarsalis</i>	252	65.6%
	07/14/2019	<i>Culiseta inornata</i>	4	1.0%
		Total	384	



- *Aedes-Oc*
- *Anopheles*
- *Culex*
- *Culiseta*
- *Other*

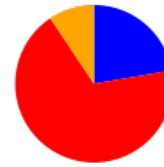
Trap #	Date	Species	Count	Percent
LC-048	CDC Light Trap	Larimer	Timnath - Summerfields	
	07/14/2019	<i>Aedes dorsalis</i>	3	1.9%
	07/14/2019	<i>Aedes vexans</i>	45	28.5%
	07/14/2019	<i>Culex tarsalis</i>	110	69.6%
		Total	158	



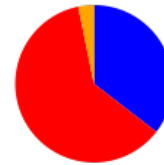
- *Aedes-Oc*
- *Anopheles*
- *Culex*
- *Culiseta*
- *Other*

Trap #	Date	Species	Count	Percent
LC-050	CDC Light Trap	Larimer	Timnath - Wildwing	

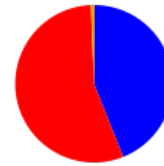
Trap #	Date	Species	Count	Percent
	07/14/2019	<i>Aedes dorsalis</i>	60	10.8%
	07/14/2019	<i>Aedes melanimon</i>	24	4.3%
	07/14/2019	<i>Aedes vexans</i>	40	7.2%
	07/14/2019	<i>Culex pipiens</i>	32	5.8%
	07/14/2019	<i>Culex tarsalis</i>	348	62.6%
	07/14/2019	<i>Culiseta inornata</i>	52	9.4%
		Total	556	

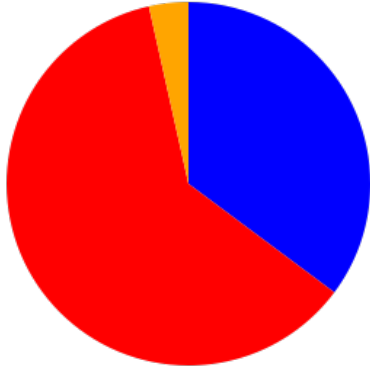


LC-051	CDC Light Trap	Larimer	Timnath - Serratoga Falls	Date	Species	Count	Percent
				07/14/2019	<i>Aedes dorsalis</i>	20	2.7%
				07/14/2019	<i>Aedes melanimon</i>	16	2.1%
				07/14/2019	<i>Aedes trivittatus</i>	2	0.3%
				07/14/2019	<i>Aedes vexans</i>	228	30.4%
				07/14/2019	<i>Culex tarsalis</i>	460	61.3%
				07/14/2019	<i>Culiseta inornata</i>	24	3.2%
					Total	750	



LC-052	CDC Light Trap	Larimer	Timnath - Walmart	Date	Species	Count	Percent
				07/14/2019	<i>Aedes dorsalis</i>	4	0.6%
				07/14/2019	<i>Aedes vexans</i>	288	43.4%
				07/14/2019	<i>Culex pipiens</i>	8	1.2%
				07/14/2019	<i>Culex tarsalis</i>	360	54.2%
				07/14/2019	<i>Culiseta inornata</i>	4	0.6%
					Total	664	





		TOTAL	%
	<i>Aedes-Oc</i>	1,250	35.2%
	<i>Anopheles</i>	0	0.0%
	<i>Culex</i>	2,178	61.3%
	<i>Culiseta</i>	124	3.5%
	<i>Other</i>	0	0.0%