



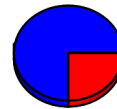
Trap #	Date	Species	Count	Percent	
LC-010	LIGHT	Larimer Timnath-Downtown			
		08/07/2017	Operational but empty	0	0 % EBO
		Trap Total		0	



LC-022	LIGHT	Larimer Timnath-Golf Course			
		08/07/2017	Aedes vexans	18	62 %
		08/07/2017	Culex tarsalis	11	38 %
Trap Total		29			



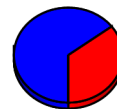
LC-048	LIGHT	Larimer Timnath-Summerfields			
		08/07/2017	Aedes vexans	3	75 %
		08/07/2017	Culex tarsalis	1	25 %
Trap Total		4			




LC-050	LIGHT	Larimer Timnath-Wildwing			
		08/07/2017	Aedes (Oc.) dorsalis	2	1 %
		08/07/2017	Aedes vexans	67	50 %
		08/07/2017	Culex pipiens	5	4 %
		08/07/2017	Culex tarsalis	54	40 %
		08/07/2017	Culiseta inornata	6	4 %
Trap Total		134			




LC-051	LIGHT	Larimer Timnath-Saratoga Falls			
		08/07/2017	Aedes (Oc.) dorsalis	4	12 %
		08/07/2017	Aedes vexans	18	53 %
		08/07/2017	Culex tarsalis	12	35 %
Trap Total		34			




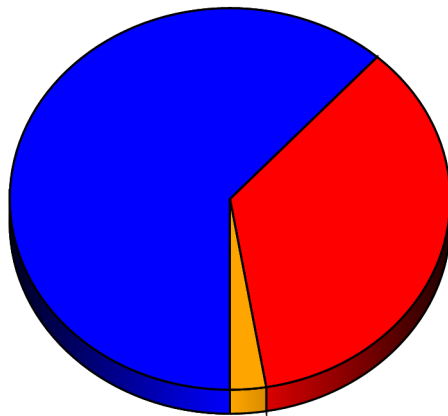
Trap #	Date	Species	Count	Percent
LC-052	LIGHT	Larimer	Walmart East at Poudre River	
	08/07/2017	Aedes vexans	26	90 %
	08/07/2017	Culex tarsalis	3	10 %
Trap Total			29	



LC-FLO	LIGHT	Larimer	Larimer County Floater	
	08/07/2017	Aedes vexans	26	72 %
	08/07/2017	Culex tarsalis	9	25 %
	08/07/2017	Culiseta inornata	1	3 %
Trap Total			36	



Grand Total **266**



TOTAL	%
164	62 %
0	0 %
95	36 %
7	3 %
0	0 %