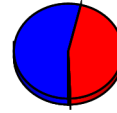


Trap #	Date	Species	Count	Percent
LC-010	LIGHT	Larimer Timnath-Downtown		
		07/10/2017	Aedes (Oc.) dorsalis	2 3 %
		07/10/2017	Aedes vexans	31 48 %
		07/10/2017	Culex tarsalis	30 47 %
		07/10/2017	Culiseta inornata	1 2 %
Trap Total			64	
LC-022	LIGHT	Larimer Timnath-Golf Course		
		07/10/2017	Aedes vexans	17 41 %
		07/10/2017	Culex tarsalis	24 59 %
Trap Total			41	
LC-048	LIGHT	Larimer Timnath-Summerfields		
		07/10/2017	Aedes (Oc.) dorsalis	2 10 %
		07/10/2017	Aedes vexans	10 48 %
		07/10/2017	Culex tarsalis	9 43 %
Trap Total			21	
LC-050	LIGHT	Larimer Timnath-Wildwing		
		07/10/2017	Aedes (Oc.) dorsalis	6 18 %
		07/10/2017	Aedes vexans	15 45 %
		07/10/2017	Culex tarsalis	12 36 %
Trap Total			33	
LC-051	LIGHT	Larimer Timnath-Saratoga Falls		
		07/10/2017	Aedes (Oc.) dorsalis	1 1 %
		07/10/2017	Aedes vexans	86 53 %
		07/10/2017	Culex tarsalis	74 46 %
		07/10/2017	Culiseta inornata	1 1 %

Trap #	Date	Species	Count	Percent
--------	------	---------	-------	---------

Trap Total 162



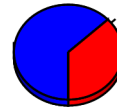
- Aedes-OC
- Anopheles
- Culex
- Culiseta
- Other

LC-052	LIGHT	Larimer	Walmart East at Poudre River
--------	-------	---------	------------------------------

07/10/2017 Aedes vexans 17 63 %

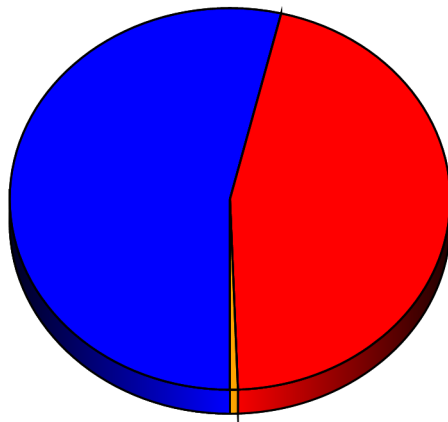
07/10/2017 Culex tarsalis 10 37 %

Trap Total 27



- Aedes-OC
- Anopheles
- Culex
- Culiseta
- Other

Grand Total 348



- Aedes-OC
- Anopheles
- Culex
- Culiseta
- Other

TOTAL	%
187	54 %
0	0 %
159	46 %
2	1 %
0	0 %