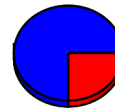
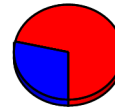


Trap #	Date	Species	Count	Percent
LC-010	LIGHT	Larimer Timnath-Downtown		
		07/31/2017	Aedes vexans	3 75 %
		07/31/2017	Culex tarsalis	1 25 %
Trap Total			4	



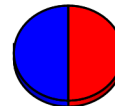
- Aedes-Oc
- Anopheles
- Culex
- Culiseta
- Other

LC-022	LIGHT	Larimer Timnath-Golf Course		
		07/31/2017	Aedes vexans	2 29 %
		07/31/2017	Culex tarsalis	5 71 %
Trap Total			7	



- Aedes-Oc
- Anopheles
- Culex
- Culiseta
- Other

LC-048	LIGHT	Larimer Timnath-Summerfields		
		07/31/2017	Aedes vexans	1 50 %
		07/31/2017	Culex tarsalis	1 50 %
Trap Total			2	



- Aedes-Oc
- Anopheles
- Culex
- Culiseta
- Other

LC-050	LIGHT	Larimer Timnath-Wildwing		
		07/31/2017	Aedes vexans	11 28 %
		07/31/2017	Culex pipiens	1 2 %
		07/31/2017	Culex tarsalis	27 68 %
		07/31/2017	Culiseta inornata	1 2 %
Trap Total			40	



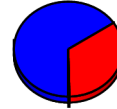
- Aedes-Oc
- Anopheles
- Culex
- Culiseta
- Other

LC-051	LIGHT	Larimer Timnath-Saratoga Falls		
		07/31/2017	Aedes vexans	160 74 %
		07/31/2017	Culex tarsalis	55 25 %
		07/31/2017	Culiseta inornata	2 1 %
Trap Total			217	



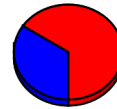
- Aedes-Oc
- Anopheles
- Culex
- Culiseta
- Other

Trap #	Date	Species	Count	Percent
LC-052	LIGHT	Larimer	Walmart East at Poudre River	
	07/31/2017	Aedes (Oc.) melanimon	4	1 %
	07/31/2017	Aedes vexans	174	64 %
	07/31/2017	Culex tarsalis	92	34 %
	07/31/2017	Culiseta inornata	1	0 %
		Trap Total	271	



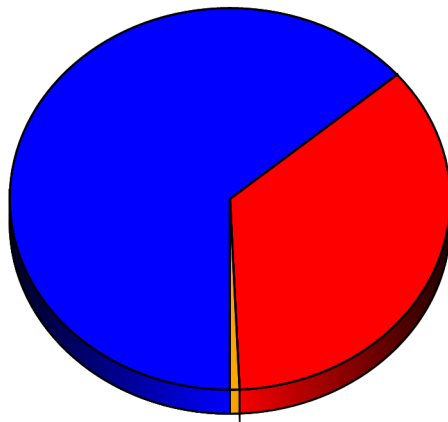
- Aedes-OC
- Anopheles
- Culex
- Culiseta
- Other

LC-FLO	LIGHT	Larimer	Larimer County Floater	
	07/31/2017	Aedes vexans	12	34 %
	07/31/2017	Culex tarsalis	23	66 %
		Trap Total	35	



- Aedes-OC
- Anopheles
- Culex
- Culiseta
- Other

Grand Total **576**



- Aedes-OC
- Anopheles
- Culex
- Culiseta
- Other

TOTAL	%
367	64 %
0	0 %
205	36 %
4	1 %
0	0 %